



COMMONWEALTH OF THE BAHAMAS

THE PEOPLE'S BUDGET

DRAFT ESTIMATES OF
REVENUE & EXPENDITURE

2018/19

Goals of the Ministry of Finance



- *Develop policies and manage resources to maximize sustainable socio-economic growth and stability*
- *Provide efficient and effective service to all stakeholders*
- *Collaborate with the private sector to improve the ease of doing business and facilitate private sector involvement in economic development*
- *Demonstrate accountability and transparency in the management of fiscal affairs*
- *Ensure appropriate financial management of ministries, departments and agencies that fall within the purview of the Ministry of Finance*
- *Retain a team of high performing professionals operating in an innovative and supportive work environment*



FOR THE INFORMATION OF ALL THOSE RESPONSIBLE FOR THE EXPENDITURE OF PUBLIC FUNDS

1. NO EXPENDITURE CAN BE INCURRED, EVEN THOUGH IT IS PROVIDED FOR IN THE ESTIMATES, EXCEPT ON THE AUTHORITY OF THE MINISTER OF FINANCE IN ACCORDANCE WITH SECTION 131 OF THE CONSTITUTION.
2. NO MONEY IS TO BE SPENT EXCEPT FOR THE PURPOSES INTENDED BY THE LEGISLATURE AND SO INDICATED IN THE TITLE OF THE HEAD AND ITEM CONCERNED.
3. IN NO CIRCUMSTANCES SHOULD ANY VOTE OR ALLOCATION BE OVEREXPENDED WITHOUT PRIOR AUTHORITY.
4. ALL PURCHASE ORDERS, WHETHER FOR MATERIALS OR SERVICES, MUST BE APPROVED BY THE APPROPRIATE AUTHORITY FOR THE HEAD FOR COMMITMENT BEFORE PLACEMENT WITH SUPPLIERS.
5. HEADS OF MINISTRIES AND DEPARTMENTS WILL RECEIVE, EVERY MONTH, A STATEMENT FROM THE TREASURY WHICH WILL SHOW THE STATUS OF EXPENDITURE AND COMMITMENTS AGAINST EACH HEAD AND ITEM. THE STATEMENTS MUST BE USED TO PLAN EXPENDITURE AND COMMITMENTS IN ORDER TO ENSURE THAT SUFFICIENT FUNDS ARE AVAILABLE TO PROVIDE THE SERVICES THROUGHOUT THE YEAR.
6. THE EXERCISE OF PROPER CONTROL OF EXPENDITURE CANNOT BE TOO STRONGLY EMPHASIZED.

KEVIN PETER TURNQUEST
MINISTER OF FINANCE

Fiscal Summary (B\$ Millions)



	2013/14	2014/15	2015/16	2016/17	2017/18	2017/18	2018/19	2019/20	2020/21
	Actuals	Actuals	Actuals	Actuals	Budget	Projected	Budget	Forecast	Forecast
1. Recurrent Revenue	1,470	1,728	1,989	2,070	2,150	2,020	2,649	2,774	2,885
2. Recurrent Expenditure	1,625	1,741	2,064	2,349	2,243	2,100	2,589	2,553	2,560
<i>of which Primary Recurrent Expenditure</i>	1,402	1,488	1,783	2,076	1,951	1,827	2,208	2,194	2,215
<i>Interest Payments</i>	223	253	281	273	292	273	381	359	345
3. Recurrent Balance (1 - 2)	(155)	(13)	(75)	(279)	(93)	(80)	60	221	325
4. Capital Revenue	-	4	-	-	-	3	2	-	-
5. Capital Expenditure	333	372	235	382	230	233	299	306	315
6. Capital Balance (4 - 5)	(333)	(368)	(235)	(382)	(230)	(230)	(297)	(306)	(315)
7. GFS Deficit (3 + 6)	(488)	(381)	(310)	(661)	(323)	(310)	(237)	(85)	10
8. GDP (Current prices)	10,793	11,375	11,816	12,001	12,517	12,517	13,175	13,771	14,338
9. GFS Deficit as % of GDP	-4.5	-3.3	-2.6	-5.5	-2.6	-2.5	-1.8	-0.6	0.1
Memo Items									
Growth Rate (current prices)	1.3	5.4	3.9	1.6	3.3	4.3	5.3	4.5	4.1
Growth Rate (constant prices)	-0.3	0.4	-0.3	-0.1	1.8	2.0	2.3	1.9	1.5
Government Debt (end-June)	5160	5638	5965	6550	6873	7160	7397	7482	7472
Government Debt (% of GDP)	47.8	49.6	50.5	54.6	54.9	57.2	56.1	54.3	52.1
Recurrent Expenditure (% of GDP)	15.1	15.3	17.5	19.6	17.9	16.8	19.7	18.5	17.9
Recurrent Revenue (% of GDP)	13.6	15.2	16.8	17.2	17.2	16.1	20.1	20.1	20.1
Capital Expenditure (% of GDP)	3.1	3.3	2.0	3.2	1.8	1.9	2.3	2.2	2.2
Primary Balance (\$M)	-265	-128	-29	-388	-31	-37	144	274	355
Primary Balance (% of GDP)	-2.5	-1.1	-0.2	-3.2	-0.2	-0.3	1.1	2.0	2.5
Primary Recurrent Expenditure (% of GDP)	13.0	13.1	15.1	17.3	15.6	14.6	16.8	15.9	15.4

Notes:

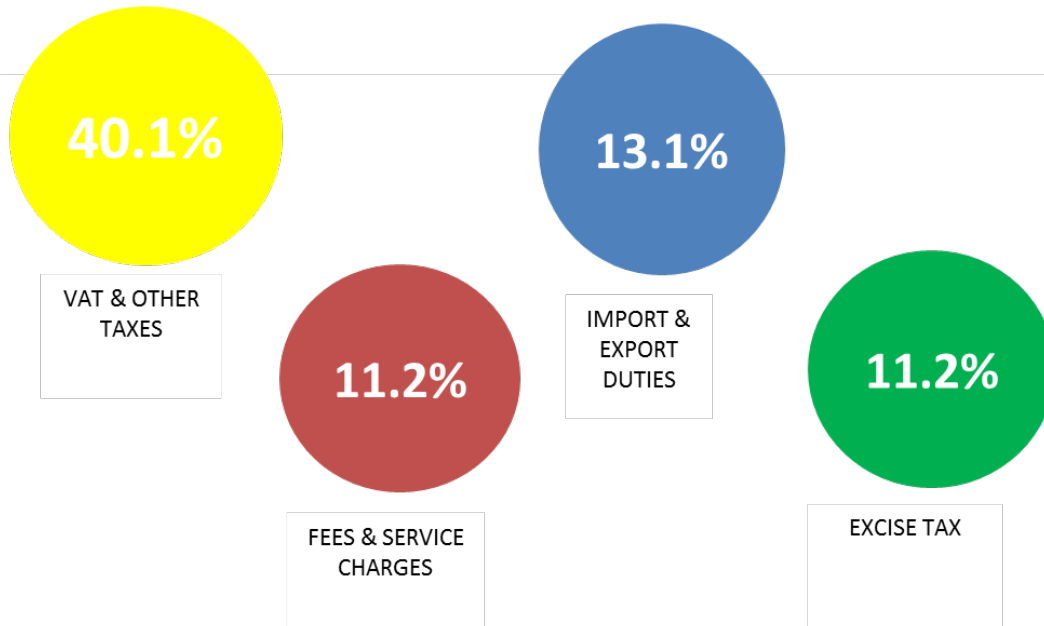
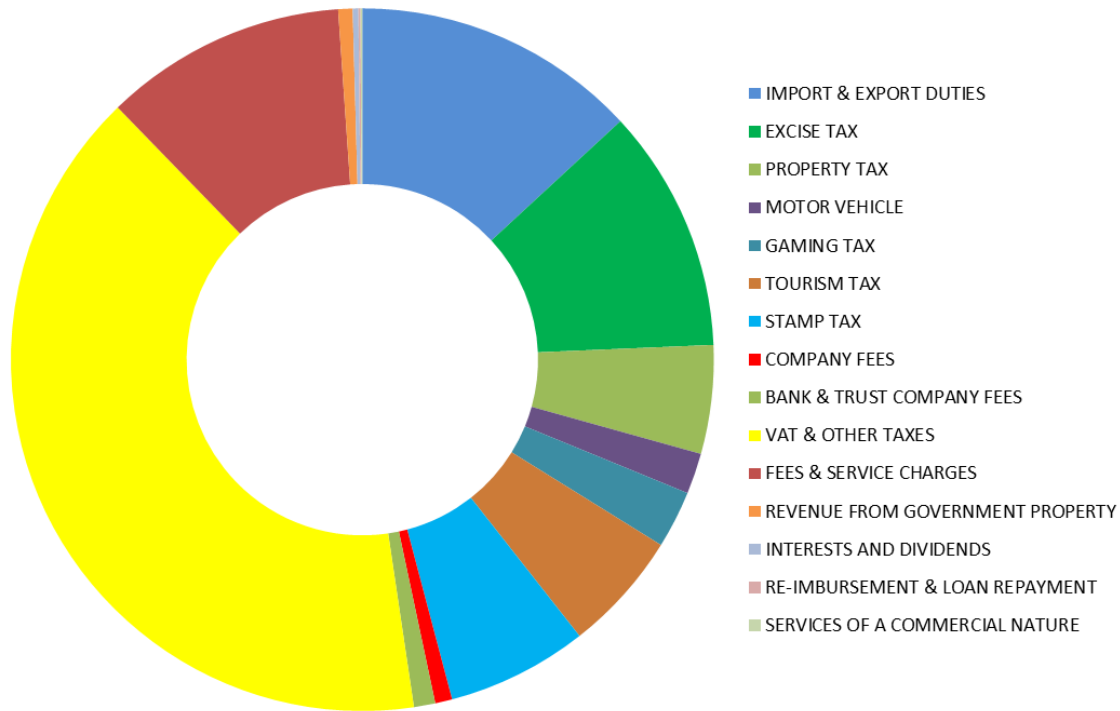
GDP estimates through 2017 are from the Department of Statistics; and thereafter, from the IMF World Economic Outlook.

Recurrent expenditures have been adjusted to exclude sinking fund balances, (2018/2019 - 2020/2021 at \$46M annually) as these represent investments in future financial assets and therefore do not impact the overall deficit position.



ESTIMATES OF REVENUE

Recurrent Revenue Graph



HEAD NO.	DESCRIPTION	FORECASTED 2018	%
1	IMPORT & EXPORT DUTIES	347,648,326	13.1%
2	EXCISE TAX	296,786,433	11.2%
3	PROPERTY TAX	132,188,971	5.0%
4	MOTOR VEHICLE	49,687,062	1.9%
5	GAMING TAX	70,039,145	2.6%
6	TOURISM TAX	147,282,590	5.6%
7	STAMP TAX	171,841,864	6.5%
8	COMPANY FEES	20,749,284	0.8%
9	BANK & TRUST COMPANY FEES	26,000,000	1.0%
11	VAT & OTHER TAXES	1,061,911,862	40.1%
19	FEES & SERVICE CHARGES	295,438,405	11.2%
20	REVENUE FROM GOVERNMENT PROPERTY	17,552,626	0.7%
21	INTERESTS AND DIVIDENDS	6,856,212	0.3%
22	RE-IMBURSEMENT & LOAN REPAYMENT	2,511,948	0.1%
23	SERVICES OF A COMMERCIAL NATURE	2,225,755	0.1%
		2,648,720,483	100%

REVENUE SUMMARY



HEAD NO.	DESCRIPTION	PROVISIONAL	REVENUE	APPROVED	FORECASTED REVENUE	PRELIMINARY	PRELIMINARY
		ACTUAL	(PROVISIONAL)	FORECAST		FORECASTED	FORECASTED
		REVENUE		REVENUE		REVENUE	REVENUE
		JULY - MARCH					
		2016/2017	2017/2018	2017/2018	2018/2019	2019/2020	2020/2021
		\$	\$	\$	\$	\$	\$
TAX REVENUE							
1	IMPORT & EXPORT DUTIES	293,797,093	202,437,533	326,475,108	347,648,326	362,030,742	379,631,972
2	EXCISE TAX	288,897,825	174,153,468	275,020,000	296,786,433	311,625,755	324,090,785
3	PROPERTY TAX	120,581,963	88,941,835	143,500,000	132,188,971	137,748,419	147,390,809
4	MOTOR VEHICLE	43,663,829	33,658,861	42,950,000	49,687,062	52,171,416	54,258,274
5	GAMING TAX	27,359,607	27,574,018	36,500,000	70,039,145	73,541,102	76,482,746
6	TOURISM TAX	135,769,763	98,198,294	144,732,384	147,282,590	154,646,720	160,832,588
7	STAMP TAX	112,251,989	83,238,850	115,631,250	171,841,864	180,433,953	187,651,312
8	COMPANY FEES	21,516,218	17,526,995	21,483,817	20,749,284	21,786,749	22,658,220
9	BANK & TRUST COMPANY FEES	18,754,610	18,148,750	19,000,000	26,000,000	26,000,000	26,000,000
11	VAT & OTHER TAXES	638,620,413	477,989,284	663,561,987	1,061,911,862	1,115,007,455	1,154,049,120
SUB-TOTAL:		1,701,213,310	1,221,867,888	1,788,854,546	2,324,135,537	2,434,992,311	2,533,045,826
NON-TAX REVENUE							
19	FEES & SERVICE CHARGES	310,298,321	224,121,525	306,864,475	295,438,405	309,814,324	321,854,895
20	REVENUE FROM GOVERNMENT PROPERTY	18,658,034	16,301,186	20,510,353	17,552,626	17,842,476	18,085,950
21	INTERESTS AND DIVIDENDS	34,772,764	5,950,855	28,939,000	6,856,212	6,674,023	6,940,984
22	RE-IMBURSEMENT & LOAN REPAYMENT	44,898	134,842	2,395,900	2,511,948	2,519,862	2,526,510
23	SERVICES OF A COMMERCIAL NATURE	5,200,306	1,884,285	2,817,000	2,225,755	2,315,026	2,390,012
SUB-TOTAL:		368,974,323	248,392,693	361,526,728	324,584,946	339,165,711	351,798,351
TOTAL TAX & NON-TAX REVENUE		2,070,187,633	1,470,260,581	2,150,381,274	2,648,720,483	2,774,158,022	2,884,844,177
CAPITAL REVENUE							
25	CAPITAL REVENUE	66,389	104,035	2,000	2,000	2,000	2,000
26	GRANTS	4,780	0	2,205,000	2,205,000	0	0
SUB-TOTAL:		71,169	104,035	2,207,000	2,207,000	2,000	2,000
TOTAL CAPITAL REVENUE		71,169	104,035	2,207,000	2,207,000	2,000	2,000
GRAND TOTAL ALL REVENUE		2,070,258,802	1,470,364,616	2,152,588,274	2,650,927,483	2,774,160,022	2,884,846,177
27	PROCEEDS FROM BORROWINGS	625,847,399	1,561,918,155	753,024,363	946,997,225	440,336,815	387,935,239

HEAD 01 IMPORT AND EXPORT DUTIES



ITEM NO.	TITLE OF ITEM	PROVISIONAL ACTUAL REVENUE	REVENUE (PROVISIONAL)	APPROVED FORECAST REVENUE	FORECASTED REVENUE	PRELIMINARY FORECASTED REVENUE	PRELIMINARY FORECASTED REVENUE
		2016/2017	JULY - MARCH 2017/2018	2017/2018	2018/2019	2019/2020	2020/2021
		\$	\$	\$	\$	\$	\$
23 CUSTOMS DEPARTMENT							
9011100	General Import Duties	285,417,050	192,529,914	315,000,000	334,819,306	348,560,271	365,622,682
9012100	Export Duties	8,380,042	9,907,619	11,475,108	12,829,020	13,470,471	14,009,290
SUB-TOTAL CUSTOMS DEPARTMENT		293,797,092	202,437,533	326,475,108	347,648,326	362,030,742	379,631,972
TOTAL IMPORT & EXPORT DUTIES		293,797,092	202,437,533	326,475,108	347,648,326	362,030,742	379,631,972

GENERAL IMPORT DUTIES

General Import Duties account for approximately 13% of total Revenue.

The ports of entry collecting the largest volume of revenue are New

Providence, followed by Freeport, Grand Bahama and Marsh Harbour, Abaco.

HEAD 02 EXCISE TAX



ITEM NO.	TITLE OF ITEM	PROVISIONAL ACTUAL REVENUE	REVENUE (PROVISIONAL)	APPROVED FORECAST REVENUE	FORECASTED REVENUE	PRELIMINARY FORECASTED REVENUE	PRELIMINARY FORECASTED REVENUE
		2016/2017	JULY - MARCH 2017/2018	2017/2018	2018/2019	2019/2020	2020/2021
		\$	\$	\$	\$	\$	\$
23 CUSTOMS DEPARTMENT							
9021100	Excise Tax	287,446,224	173,203,776	273,550,000	295,300,830	310,065,872	322,468,507
9022100	Fuel Surcharge - Gasoline	876,123	637,448	870,000	922,170	968,278	1,007,009
9022200	Fuel Surcharge - Diesel	423,024	207,600	450,000	408,109	428,514	445,655
9022300	Fuel Surcharge - Propane	152,454	104,643	150,000	155,324	163,091	169,614
SUB-TOTAL CUSTOMS DEPARTMENT		288,897,825	174,153,467	275,020,000	296,786,433	311,625,755	324,090,785
TOTAL EXCISE TAX		288,897,825	174,153,467	275,020,000	296,786,433	311,625,755	324,090,785

EXCISE TAX

An excise tax is levied on selected products which include motor vehicles and parts, petroleum, tobacco products, wines and spirits.

HEAD 03 PROPERTY TAX



ITEM NO.	TITLE OF ITEM	PROVISIONAL ACTUAL REVENUE	REVENUE (PROVISIONAL)	APPROVED FORECAST REVENUE	FORECASTED REVENUE	PRELIMINARY FORECASTED REVENUE	PRELIMINARY FORECASTED REVENUE
		2016/2017	JULY - MARCH 2017/2018	2017/2018	2018/2019	2019/2020	2020/2021
		\$	\$	\$	\$	\$	\$
28 DEPARTMENT OF INLAND REVENUE							
9031100	Commercial Property Tax	44,969,013	31,509,566	52,500,000	47,955,495	49,303,270	52,754,499
9032100	Owner Occupied Property Tax	33,750,957	25,944,709	38,000,000	37,316,900	39,182,745	41,925,537
9033100	Foreign Owned Undeveloped Property Tax	29,854,801	21,351,168	35,000,000	31,982,124	33,581,230	35,931,917
9034100	Residential Properties	12,007,191	10,136,393	18,000,000	14,934,452	15,681,174	16,778,856
SUB-TOTAL DEPARTMENT OF INLAND REVENUE		120,581,962	88,941,836	143,500,000	132,188,971	137,748,419	147,390,809
TOTAL PROPERTY TAX		120,581,962	88,941,836	143,500,000	132,188,971	137,748,419	147,390,809

PROPERTY TAX

Property tax is collected on properties throughout The Bahamas. No taxes are levied on Bahamian owned properties in the Family Islands and undeveloped Bahamian owned properties in New Providence. Owner-occupied properties valued under \$250,000 are exempted.

HEAD 04 MOTOR VEHICLE TAX



ITEM NO.	TITLE OF ITEM	PROVISIONAL ACTUAL REVENUE	REVENUE (PROVISIONAL)	APPROVED FORECAST REVENUE	FORECASTED REVENUE	PRELIMINARY FORECASTED REVENUE	PRELIMINARY FORECASTED REVENUE
		2016/2017	JULY - MARCH 2017/2018	2017/2018	2018/2019	2019/2020	2020/2021
		\$	\$	\$	\$	\$	\$
54 DEPARTMENT OF ROAD TRAFFIC							
9041100	Motor Vehicle Licenses	29,392,810	23,992,533	29,000,000	35,832,736	37,624,373	39,129,348
9042100	Driver Licence	4,376,208	3,108,193	4,000,000	4,315,865	4,531,659	4,712,925
9043100	Motor Vehicle Inspection Fees	7,796,078	5,546,929	7,500,000	8,056,465	8,459,288	8,797,660
9044100	Other Licenses	1,253,589	324,129	1,600,000	442,472	464,596	483,180
9045100	New Licence Plates	488,251	474,378	500,000	646,577	678,906	706,063
9046100	Franchise Fee - Road Traffic	356,893	212,700	350,000	392,947	412,594	429,098
SUB-TOTAL DEPARTMENT OF ROAD TRAFFIC		43,663,829	33,658,862	42,950,000	49,687,062	52,171,416	54,258,274
TOTAL MOTOR VEHICLE		43,663,829	33,658,862	42,950,000	49,687,062	52,171,416	54,258,274

MOTOR VEHICLE TAX

The Road Traffic Department issues a one or three years driver's photo licence. Most persons are now electing to renew the licences for a three year period.

HEAD 05 GAMING TAX



ITEM NO.	TITLE OF ITEM	PROVISIONAL ACTUAL REVENUE	REVENUE (PROVISIONAL)	APPROVED FORECAST REVENUE	FORECASTED REVENUE	PRELIMINARY FORECASTED REVENUE	PRELIMINARY FORECASTED REVENUE
		2016/2017	JULY - MARCH 2017/2018	2017/2018	2018/2019	2019/2020	2020/2021
		\$	\$	\$	\$	\$	\$
22 TREASURY DEPARTMENT							
9051100	Casino Tax	27,359,607	27,574,018	36,500,000	70,039,145	73,541,102	76,482,746
SUB-TOTAL TREASURY DEPARTMENT		27,359,607	27,574,018	36,500,000	70,039,145	73,541,102	76,482,746
TOTAL GAMING TAX		27,359,607	27,574,018	36,500,000	70,039,145	73,541,102	76,482,746

CASINO TAX

Casino tax is calculated on a basic rate in addition to a percentage of winnings from each casino.

GAMING TAX

Beginning 1st July 2018, the Gaming Tax, payable under section 64 of the Gaming Act, by a gaming house operator, shall be calculated on a sliding % scale for revenues collected.

HEAD 06 TOURISM TAX



ITEM NO.	TITLE OF ITEM	PROVISIONAL ACTUAL REVENUE	REVENUE (PROVISIONAL)	APPROVED FORECAST REVENUE	FORECASTED REVENUE	PRELIMINARY FORECASTED REVENUE	PRELIMINARY FORECASTED REVENUE
		2016/2017	JULY - MARCH 2017/2018	2017/2018	2018/2019	2019/2020	2020/2021
		\$	\$	\$	\$	\$	\$
23 CUSTOMS DEPARTMENT							
9061100	Air Departure Tax	49,357,524	35,897,978	52,015,172	53,390,020	56,059,521	58,301,902
9061200	Sea Departure Tax	84,485,456	61,793,763	91,943,340	93,199,400	97,859,370	101,773,744
9061300	Pleasure Vessels Departure Tax	765,172	427,488	773,872	693,170	727,829	756,942
SUB-TOTAL CUSTOMS DEPARTMENT		134,608,152	98,119,229	144,732,384	147,282,590	154,646,720	160,832,588
67 MINISTRY OF TOURISM AND AVIATION							
9063100	Hotel Guest Tax	1,161,612	79,065	0	0	0	0
SUB-TOTAL MINISTRY OF TOURISM & AVIATION		1,161,612	79,065	0	0	0	0
TOTAL TOURISM TAX		135,769,764	98,198,294	144,732,384	147,282,590	154,646,720	160,832,588

DEPARTURE TAX

A Departure Tax of \$18.00 is levied on all cruise passengers leaving The Bahamas. Children under the age of six, passengers in transit and diplomats are exempt.

Air Departure Tax is \$29.00 for all passengers leaving The Bahamas.

HEAD 07 STAMP TAX



ITEM NO.	TITLE OF ITEM	PROVISIONAL ACTUAL REVENUE	REVENUE (PROVISIONAL)	APPROVED FORECAST REVENUE	FORECASTED REVENUE	PRELIMINARY FORECASTED REVENUE	PRELIMINARY FORECASTED REVENUE
		2016/2017 \$	JULY - MARCH 2017/2018 \$	2017/2018 \$	2018/2019 \$	2019/2020 \$	2020/2021 \$
08 OFFICE OF THE JUDICIAL (SUPREME AND MAGISTRATES COURTS)							
9073100	Stamp Duty - Judicial	0	147,011	0	35,720	37,506	39,006
SUB-TOTAL OFFICE OF THE JUDICIAL (SUPREME & MAGISTRATES' COURTS)		0	147,011	0	35,720	37,506	39,006
09 COURT OF APPEAL							
9073100	Stamp Duty - Judicial	800	570	1,000	809	849	883
SUB-TOTAL COURT OF APPEAL		800	570	1,000	809	849	883
22 TREASURY DEPARTMENT							
9074110	Realty Transactions under \$20,000	266,607	212,782	305,000	0	0	0
9074120	Realty Trans. between \$20,001-50,000	433,938	271,310	500,000	0	0	0
9074130	Realty Trans. between \$50,001-100,000	1,139,486	828,496	1,200,000	0	0	0
9074140	Realty Trans. between \$100,001-250,000	2,090,374	1,969,931	2,600,000	0	0	0
9074150	Realty Transactions over \$250,000	26,278,169	21,362,269	26,150,000	0	0	0
9074160	Realty Transactions \$100,000 and under	0	0	0	1,893,353	1,988,020	2,067,541
9074161	Realty Transactions in excess of \$100,000	0	0	0	34,018,857	35,719,796	37,148,589
9074210	Stamp Tax Bank	35,159,156	27,511,848	32,500,000	40,755,212	42,792,973	44,504,692
9074230	Stamp Tax - Withdrawal Slips	13,511,414	11,661,577	18,500,000	30,087,897	31,592,292	32,855,984
9074240	Stamp Tax - Cheques, Bank Receipts	9,753,192	6,155,217	7,500,000	13,081,315	13,735,380	14,284,796
9074250	Stamp Tax - Mortgages	16,213,773	10,365,577	16,000,000	23,293,155	24,457,813	25,436,125
9074260	Stamp Tax - Instruments & Bonds	218,737	212,468	200,000	236,967	248,816	258,768
9074270	Stamp Tax - Company Charter/Capital Adjustments	125,719	142,855	120,000	1,184,345	1,243,562	1,293,305
9074280	Other Stamp Tax	14,205	30	15,000	20,000,135	21,000,142	21,840,147
9074290	Stamp Tax - Post Office	7,018,921	2,357,752	10,000,000	6,908,227	7,253,638	7,543,784
9074310	Marina Lease/Sub Lease Under \$20,000	280	1,250	250	0	0	0
9074320	Marina Lease/Sub Lease \$20,000 - \$50,000	6,075	9,313	5,000	0	0	0
9074330	Marina Lease/Sub Lease \$50,001 - \$100,000	8,250	14,229	10,000	0	0	0
9074340	Marina Lease/Sub Lease Over \$100,000	8,250	12,525	20,000	0	0	0
9074350	Marina Lease/Sublease \$100,000 and under	0	0	0	246,273	258,587	268,930
9074360	Marina Lease/Sublease in excess of \$100,000	0	0	0	97,119	101,975	106,054
SUB-TOTAL TREASURY DEPARTMENT		112,246,546	83,089,429	115,625,250	171,802,855	180,392,994	187,608,715
51 POST OFFICE DEPARTMENT							
9074220	Stamp Tax - Post Office	4,643	1,841	5,000	2,480	2,604	2,708
SUB-TOTAL POST OFFICE DEPARTMENT		4,643	1,841	5,000	2,480	2,604	2,708

HEAD 07 STAMP TAX



ITEM NO.	TITLE OF ITEM	PROVISIONAL ACTUAL REVENUE	REVENUE (PROVISIONAL)	APPROVED FORECAST REVENUE	FORECASTED REVENUE	PRELIMINARY FORECASTED REVENUE	PRELIMINARY FORECASTED REVENUE
		2016/2017	JULY - MARCH 2017/2018	2017/2018	2018/2019	2019/2020	2020/2021
		\$	\$	\$	\$	\$	\$
TOTAL STAMP TAX		112,251,989	83,238,851	115,631,250	171,841,864	180,433,953	187,651,312

STAMP TAX - REALTY TRANSACTIONS

The Stamp Tax on real estate transactions has been amended to apply to two categories, namely, \$100,000 and under at 2.5% and in excess of \$100,000 at 10% effective July 1, 2018.

HEAD 08 COMPANY FEES



ITEM NO.	TITLE OF ITEM	PROVISIONAL ACTUAL REVENUE	REVENUE (PROVISIONAL)	APPROVED FORECAST REVENUE	FORECASTED REVENUE	PRELIMINARY FORECASTED REVENUE	PRELIMINARY FORECASTED REVENUE
		2016/2017	JULY - MARCH 2017/2018	2017/2018	2018/2019	2019/2020	2020/2021
		\$	\$	\$	\$	\$	\$
10 REGISTRAR-GENERAL'S DEPARTMENT							
9081100	Foreign Company Registration	87,035	53,726	90,090	65,561	68,839	71,593
9081200	Foreign Company Annual Fees	1,281,445	971,375	1,600,000	1,263,615	1,326,796	1,379,868
9081300	Bahamian Company Registration	309,535	219,905	560,000	263,327	276,493	287,553
9081400	Bahamian Company Annual Fees	4,016,961	3,721,397	3,623,025	4,353,941	4,571,638	4,754,504
9081600	Foundation Fees (Documents)	209,215	171,800	240,975	201,635	211,717	220,185
9081700	Segregated Accounts	398,100	225,699	350,000	482,997	507,147	527,433
9081800	Executive Entities Registration	5,395	6,450	5,000	9,800	10,290	10,702
9081900	Executive Entities Fees	3,075	43,800	15,000	51,825	54,416	56,593
9082100	IBC Registration Fees	1,326,739	841,837	1,356,897	969,976	1,018,475	1,059,214
9082200	IBC Continuation Fees	499,589	282,390	200,000	397,729	417,615	434,320
9082300	IBC Annual Fees	13,247,385	10,912,472	13,300,000	12,584,863	13,214,106	13,742,670
9083300	Investment Condominiums	3,350	1,410	6,600	1,410	1,481	1,540
9089100	Name Reservation	126,175	73,625	131,880	101,075	106,129	110,374
9089200	Extended Name Reservation	2,220	1,110	4,350	1,530	1,607	1,671
SUB-TOTAL REGISTRAR-GENERAL'S DEPARTMENT		21,516,219	17,526,996	21,483,817	20,749,284	21,786,749	22,658,220
TOTAL COMPANY FEES		21,516,219	17,526,996	21,483,817	20,749,284	21,786,749	22,658,220

INTERNATIONAL BUSINESS COMPANIES

The standard IBC fees are annual fees of \$350 and incorporation fee of \$300.

HEAD 09 BANK AND TRUST COMPANY FEES



ITEM NO.	TITLE OF ITEM	PROVISIONAL ACTUAL REVENUE	REVENUE (PROVISIONAL)	APPROVED FORECAST REVENUE	FORECASTED REVENUE	PRELIMINARY FORECASTED REVENUE	PRELIMINARY FORECASTED REVENUE
		2016/2017	JULY - MARCH 2017/2018	2017/2018	2018/2019	2019/2020	2020/2021
		\$	\$	\$	\$	\$	\$
22 TREASURY DEPARTMENT							
9095400	Bank and Trust Company Fees	18,754,610	18,148,750	19,000,000	26,000,000	26,000,000	26,000,000
SUB-TOTAL TREASURY DEPARTMENT		18,754,610	18,148,750	19,000,000	26,000,000	26,000,000	26,000,000
TOTAL BANK & TRUST COMPANY FEES		18,754,610	18,148,750	19,000,000	26,000,000	26,000,000	26,000,000

BANK AND TRUST FEES

Bank and Trust fees are based on an asset scale depending on the category of licence issued by the Central Bank of The Bahamas.

HEAD 11 VAT & OTHER TAXES



ITEM NO.	TITLE OF ITEM	PROVISIONAL ACTUAL REVENUE	REVENUE (PROVISIONAL)	APPROVED FORECAST REVENUE	FORECASTED REVENUE	PRELIMINARY FORECASTED REVENUE	PRELIMINARY FORECASTED REVENUE
		2016/2017 \$	JULY - MARCH 2017/2018 \$	2017/2018 \$	2018/2019 \$	2019/2020 \$	2020/2021 \$
06 CABINET OFFICE							
9119100	Value Added Tax	3,597	3,019	4,000	3,877	4,070	4,233
SUB-TOTAL CABINET OFFICE		3,597	3,019	4,000	3,877	4,070	4,233
08 OFFICE OF THE JUDICIAL (SUPREME AND MAGISTRATES COURTS)							
9119100	Value Added Tax	446	1,222	5,000	2,492	2,617	2,722
SUB-TOTAL OFFICE OF THE JUDICIAL (SUPREME & MAGISTRATES' COURTS)		446	1,222	5,000	2,492	2,617	2,722
14 OFFICE OF THE PRIME MINISTER							
9113110	Immovable Property under \$20,000	37,799	32,400	35,000	42,683	44,817	46,609
9113120	Immovable Property between \$20,000-50,000	33,500	39,000	35,450	50,400	52,920	55,037
9113130	Immovable Property between \$50,001-100,000	51,500	48,208	50,000	59,281	62,245	64,735
9113140	Immovable Property over \$100,000	323,750	533,500	325,000	656,250	689,063	716,625
SUB-TOTAL OFFICE OF THE PRIME MINISTER		446,549	653,108	445,450	808,614	849,045	883,006
17 GOVERNMENT PRINTING DEPARTMENT							
9119100	Value Added Tax	0	0	20,000	0	0	0
SUB-TOTAL GOVERNMENT PRINTING DEPARTMENT		0	0	20,000	0	0	0
20 DEPARTMENT OF LANDS & SURVEYS							
9119100	Value Added Tax	121,214	98,645	120,000	146,622	153,953	160,111
SUB-TOTAL DEPARTMENT OF LANDS & SURVEYS		121,214	98,645	120,000	146,622	153,953	160,111
21 MINISTRY OF FINANCE							
9119100	Value Added Tax	7,075	1,660	0	6,934	7,281	7,572
SUB-TOTAL MINISTRY OF FINANCE		7,075	1,660	0	6,934	7,281	7,572
22 TREASURY DEPARTMENT							
9119100	Value Added Tax	20,929	9,302	0	9,766	10,254	10,665
SUB-TOTAL TREASURY DEPARTMENT		20,929	9,302	0	9,766	10,254	10,665
23 CUSTOMS DEPARTMENT							
9119100	Value Added Tax	224,543,989	165,930,196	228,000,000	369,748,533	388,235,959	401,824,218
SUB-TOTAL CUSTOMS DEPARTMENT		224,543,989	165,930,196	228,000,000	369,748,533	388,235,959	401,824,218
25 MAGISTRATES COURTS							
9119100	Value Added Tax	4,164	1,020	0	0	0	0
SUB-TOTAL MAGISTRATES COURTS		4,164	1,020	0	0	0	0

HEAD 11 VAT & OTHER TAXES



ITEM NO.	TITLE OF ITEM	PROVISIONAL ACTUAL REVENUE	REVENUE (PROVISIONAL)	APPROVED FORECAST REVENUE	FORECASTED REVENUE	PRELIMINARY FORECASTED REVENUE	PRELIMINARY FORECASTED REVENUE
		2016/2017 \$	JULY - MARCH 2017/2018 \$	2017/2018 \$	2018/2019 \$	2019/2020 \$	2020/2021 \$
28 DEPARTMENT OF INLAND REVENUE							
9119100	Value Added Tax	412,772,736	310,805,319	432,655,000	689,038,665	723,490,599	748,812,770
9119200	VAT Penalties, Late Fees & Interest	0	0	1,500,000	1,500,000	1,575,000	1,638,000
SUB-TOTAL DEPARTMENT OF INLAND REVENUE		412,772,736	310,805,319	434,155,000	690,538,665	725,065,599	750,450,770
30 DEPARTMENT OF IMMIGRATION							
9119100	Value Added Tax	34	4	0	0	0	0
SUB-TOTAL DEPARTMENT OF IMMIGRATION		34	4	0	0	0	0
33 MINISTRY OF PUBLIC WORKS							
9119100	Value Added Tax	448,712	267,453	650,000	327,237	343,599	357,342
SUB-TOTAL MINISTRY OF PUBLIC WORKS		448,712	267,453	650,000	327,237	343,599	357,342
37 DEPARTMENT OF ARCHIVES							
9119100	Value Added Tax	468	1,060	0	1,242	1,304	1,356
SUB-TOTAL DEPARTMENT OF ARCHIVES		468	1,060	0	1,242	1,304	1,356
38 MINISTRY OF EDUCATION							
9119100	Value Added Tax	48,660	47,470	50,000	53,882	56,576	58,839
SUB-TOTAL MINISTRY OF EDUCATION		48,660	47,470	50,000	53,882	56,576	58,839
47 MINISTRY OF YOUTH, SPORTS & CULTURE							
9119100	Value Added Tax	38	0	0	0	0	0
SUB-TOTAL MINISTRY OF YOUTH, SPORTS & CULTURE		38	0	0	0	0	0
51 POST OFFICE DEPARTMENT							
9119100	Value Added Tax	102,048	48,096	89,537	78,483	82,407	85,704
SUB-TOTAL POST OFFICE DEPARTMENT		102,048	48,096	89,537	78,483	82,407	85,704
52 DEPARTMENT OF CIVIL AVIATION							
9119100	Value Added Tax	2,047	1,357	0	1,429	1,501	1,561
SUB-TOTAL DEPARTMENT OF CIVIL AVIATION		2,047	1,357	0	1,429	1,501	1,561
53 PORT DEPARTMENT							
9119100	Value Added Tax	75,959	102,490	0	156,855	164,698	171,286
SUB-TOTAL PORT DEPARTMENT		75,959	102,490	0	156,855	164,698	171,286
54 DEPARTMENT OF ROAD TRAFFIC							

HEAD 11 VAT & OTHER TAXES



ITEM NO.	TITLE OF ITEM	PROVISIONAL ACTUAL REVENUE	REVENUE (PROVISIONAL)	APPROVED FORECAST REVENUE	FORECASTED REVENUE	PRELIMINARY FORECASTED REVENUE	PRELIMINARY FORECASTED REVENUE
		2016/2017	JULY - MARCH 2017/2018	2017/2018	2018/2019	2019/2020	2020/2021
		\$	\$	\$	\$	\$	\$
9119100	Value Added Tax	390	29	0	30	32	33
SUB-TOTAL DEPARTMENT OF ROAD TRAFFIC		390	29	0	30	32	33
56 MINISTRY OF AGRICULTURE & MARINE RESOURCES							
9119100	Value Added Tax	7,086	4,657	8,000	6,821	7,162	7,448
SUB-TOTAL MINISTRY OF AGRICULTURE & MARINE RESOURCES		7,086	4,657	8,000	6,821	7,162	7,448
57 DEPARTMENT OF AGRICULTURE							
9119100	Value Added Tax	11,294	7,883	10,000	11,435	12,006	12,486
SUB-TOTAL DEPARTMENT OF AGRICULTURE		11,294	7,883	10,000	11,435	12,006	12,486
58 DEPARTMENT OF MARINE RESOURCES							
9119100	Value Added Tax	2,979	5,293	5,000	8,945	9,392	9,768
SUB-TOTAL DEPARTMENT OF MARINE RESOURCES		2,979	5,293	5,000	8,945	9,392	9,768
TOTAL VAT & OTHER TAXES		638,620,414	477,989,283	663,561,987	1,061,911,862	1,115,007,455	1,154,049,120

VALUE ADDED TAX AND OTHER TAXES

Value Added Tax was introduced on the 1st January, 2015 at a rate of 7.5% on all goods and most services supplied in The Bahamas. Beginning 1st July 2018, the rate will be increased to 12.0%.

HEAD 19 FEES AND SERVICE CHARGES



ITEM NO.	TITLE OF ITEM	PROVISIONAL ACTUAL REVENUE	REVENUE (PROVISIONAL)	APPROVED FORECAST REVENUE	FORECASTED REVENUE	PRELIMINARY FORECASTED REVENUE	PRELIMINARY FORECASTED REVENUE
		2016/2017 \$	JULY - MARCH 2017/2018 \$	2017/2018 \$	2018/2019 \$	2019/2020 \$	2020/2021 \$
07 OFFICE OF THE ATTORNEY GENERAL AND MINISTRY OF LEGAL AFFAIRS							
9191100	Notary Public Fees	13,515	144,708	50,000	177,243	186,105	193,550
SUB-TOTAL OFFICE OF THE ATTORNEY-GENERAL AND MINISTRY OF LEGAL AFFAIRS		13,515	144,708	50,000	177,243	186,105	193,550
08 OFFICE OF THE JUDICIAL (SUPREME AND MAGISTRATES' COURTS)							
9191410	Transcript of Court Proceeds	2,734	707	5,000	4,121	4,327	4,500
9191420	Fees for Courts and Offices	751,600	249,379	750,000	553,429	581,100	604,344
9191430	Judicial Fees and Services Charges	4,516	7,857	3,750,000	4,236,435	4,448,257	4,626,187
9191440	Fees - Case Copies	6,185	9,416	20,000	22,568	23,696	24,644
9191451	Judicial Fines & Forfeitures	410,331	884,051	200,000	231,511	243,087	252,810
SUB-TOTAL OFFICE OF JUDICIAL (SUPREME AND MAGISTRATES' COURTS)		1,175,366	1,151,410	4,725,000	5,048,064	5,300,467	5,512,485
09 COURT OF APPEAL							
9191420	Fees for Courts and Offices	93,359	66,792	110,000	96,351	101,169	105,215
9191440	Fees - Case Copies	2,201	2,250	1,000	2,724	2,860	2,974
9191451	Judicial Fines & Forfeitures	10,000	0	0	0	0	0
SUB-TOTAL COURT OF APPEAL		105,560	69,042	111,000	99,075	104,029	108,189
10 REGISTRAR-GENERAL'S DEPARTMENT							
9191310	Registration - Deeds and Documents	829,641	592,506	855,000	858,174	901,083	937,126
9191320	Trade Marks & Patents	353,275	180,203	325,000	244,033	256,234	266,484
9191330	Births, Deaths & Marriages	903,463	593,196	930,000	860,892	903,936	940,094
9191331	Maritime Marriages	80,670	163,570	100,000	241,800	253,890	264,046
9191340	Business Names Fees	17,858	9,825	15,000	12,758	13,395	13,931
9191345	Copyright Fees	2,013	-312	2,500	2,000	2,100	2,184
9192140	Other Income	23	5	0	6	6	7
SUB-TOTAL REGISTRAR-GENERAL'S DEPARTMENT		2,186,943	1,538,993	2,227,500	2,219,663	2,330,644	2,423,872
12 PARLIAMENTARY REGISTRATION DEPARTMENT							
9191350	Sale of Election/Voter Registration Materials	15,393	1,200	2,000	1,434	1,506	1,566
SUB-TOTAL PARLIAMENTARY REGISTRATION DEPARTMENT		15,393	1,200	2,000	1,434	1,506	1,566
13 MINISTRY OF FOREIGN AFFAIRS							
9191100	Notary Public Fees	1,367,370	981,194	1,000,000	1,410,777	1,481,316	1,540,568
9191360	Sale of Visas	1,018,353	879,458	1,000,000	1,131,725	1,188,311	1,235,843
9191370	Fees - Passports	1,832,867	1,107,249	1,300,000	1,636,650	1,718,482	1,787,221

HEAD 19 FEES AND SERVICE CHARGES



ITEM NO.	TITLE OF ITEM	PROVISIONAL ACTUAL REVENUE	REVENUE (PROVISIONAL)	APPROVED FORECAST REVENUE	FORECASTED REVENUE	PRELIMINARY FORECASTED REVENUE	PRELIMINARY FORECASTED REVENUE
		2016/2017 \$	JULY - MARCH 2017/2018 \$	2017/2018 \$	2018/2019 \$	2019/2020 \$	2020/2021 \$
9195600	Sundry Fees	1,180	660	1,000	1,008	1,058	1,101
SUB-TOTAL MINISTRY OF FOREIGN AFFAIRS		4,219,770	2,968,561	3,301,000	4,180,160	4,389,167	4,564,733
14 OFFICE OF THE PRIME MINISTER							
9197540	Managing Agent Licence	875	325	1,025	578	606	631
9197550	Time Sharing Occupancy Fee	35,950	26,550	40,000	42,998	45,147	46,953
SUB-TOTAL OFFICE OF THE PRIME MINISTER		36,825	26,875	41,025	43,576	45,753	47,584
19 DEPARTMENT OF PHYSICAL PLANNING							
9196100	Licence to Quarry or Mine (Private Property)	0	0	1,000	0	0	0
9196200	Permit - Excavation or Landfill (Private Property)	1,750	50	3,500	350	368	382
9196400	Site Plan Approval	6,500	0	6,500	0	0	0
SUB-TOTAL DEPARTMENT OF PHYSICAL PLANNING		8,250	50	11,000	350	368	382
20 DEPARTMENT OF LANDS AND SURVEYS							
9197820	Land and Surveys Licence	9,479	3,163	10,000	3,623	3,804	3,956
SUB-TOTAL DEPARTMENT OF LANDS & SURVEYS		9,479	3,163	10,000	3,623	3,804	3,956
21 MINISTRY OF FINANCE							
9191456	Sale of Other Confiscated Goods	0	52,532	0	56,062	58,865	61,219
SUB-TOTAL MINISTRY OF FINANCE		0	52,532	0	56,062	58,865	61,219
22 TREASURY DEPARTMENT							
9192111	Refund Cheques	3,713	0	0	0	0	0
9192112	Dishonoured Cheques	1,930	1,483	1,000	1,603	1,683	1,750
9192130	Contribution Parl. Pension	131,487	102,931	136,000	136,786	143,625	149,370
9192140	Other Income	19,952,381	8,901,938	6,500,000	9,432,340	9,903,957	10,300,115
9197660	Communication levy	9,480,955	7,259,469	14,850,000	13,520,000	13,800,000	14,000,000
9197910	Dog Licence	3,388	1,361	0	1,732	1,819	1,891
9197930	Auctioneer's Licence	56	0	80	0	0	0
9197940	Veterinary Licence	52	40	100	40	42	44
9991100	Undistributed Revenue	0	38,527,071	0	0	0	0
SUB-TOTAL TREASURY DEPARTMENT		29,573,962	54,794,293	21,487,180	23,092,501	23,851,126	24,453,170
23 CUSTOMS DEPARTMENT							
9191452	Customs Fines & Forfeitures	729,452	540,487	600,000	744,182	781,391	812,647

HEAD 19 FEES AND SERVICE CHARGES



ITEM NO.	TITLE OF ITEM	PROVISIONAL ACTUAL REVENUE	REVENUE (PROVISIONAL)	APPROVED FORECAST REVENUE	FORECASTED REVENUE	PRELIMINARY FORECASTED REVENUE	PRELIMINARY FORECASTED REVENUE
		2016/2017 \$	JULY - MARCH 2017/2018 \$	2017/2018 \$	2018/2019 \$	2019/2020 \$	2020/2021 \$
9192220	Customs Warehouse Fees	11,405	10,830	16,563	14,276	14,990	15,589
9192221	Storage Fees	352,829	320,741	325,000	453,571	476,249	495,299
9192232	Customs Service Charge	6,277,613	4,472,562	6,581,963	6,514,335	6,840,052	7,113,654
9192240	Container Movement - Customs	3,554,094	2,648,722	3,600,000	3,808,389	3,998,808	4,158,761
9192241	Container Fees - Freeport Customs	106,887	104,816	218,726	126,827	133,169	138,496
9192250	Other Customs Charges	1,363,332	546,493	1,200,000	949,717	997,202	1,037,091
9192251	Customs Bonding Tax	633,842	300,695	494,041	472,879	496,523	516,384
9192252	Customs Royalties	1,016,480	864,531	1,000,000	1,044,680	1,096,914	1,140,790
9192260	Transportation Fees	163	0	0	0	0	0
9192263	Security Fees on Vehicles	143,963	215,989	144,592	299,704	314,689	327,276
9192267	Security Fees on Containers 20 feet or less	201,848	214,385	180,517	307,233	322,595	335,499
9192268	Security Fees on Containers over 20 feet	1,152,328	1,080,879	1,053,250	1,344,763	1,412,002	1,468,482
9192270	Customs Boarding Fees-Pleasure Vessels under 35 feet.	1,107,720	505,264	1,088,176	930,288	976,803	1,015,875
9192271	Customs Boarding Fees-Pleasure Vessels 35 Feet & Over	3,526,844	1,924,175	3,423,185	3,169,841	3,328,333	3,461,466
9192280	Customs Processing Fees	26,758,660	19,443,949	26,668,756	28,815,217	30,255,978	31,466,217
9192290	Environmental Levy	10,812,033	7,809,161	10,054,655	10,763,345	11,301,513	11,753,573
SUB-TOTAL CUSTOMS DEPARTMENT		57,749,493	41,003,679	56,649,424	59,759,247	62,747,211	65,257,099
25 MAGISTRATES' COURTS							
9191410	Transcript of Court Proceeds	3,570	1,772	0	0	0	0
9191420	Fees for Courts and Offices	60,524	57,266	0	0	0	0
9191430	Judicial Fees and Services Charges	3,584,407	3,160,221	0	0	0	0
SUB-TOTAL MAGISTRATES' COURTS		3,648,501	3,219,259	0	0	0	0
28 DEPARTMENT OF INLAND REVENUE							
9197110	Business Licence Fees	138,694,442	61,985,607	150,000,000	101,206,779	106,267,118	110,517,803
9197190	Business Licence Penalties, Late Fees & Interest	0	0	825,000	825,000	866,250	900,900
SUB-TOTAL DEPARTMENT OF INLAND REVENUE		138,694,442	61,985,607	150,825,000	102,031,779	107,133,368	111,418,703
29 MINISTRY OF NATIONAL SECURITY							
9197710	Security Guards and Inquiries	85,465	74,270	80,000	98,359	103,277	107,408
9197720	Cinemas and Theaters	0	3,600	6,600	3,780	3,969	4,128
SUB-TOTAL MINISTRY OF NATIONAL SECURITY		85,465	77,870	86,600	102,139	107,246	111,536
30 DEPARTMENT OF IMMIGRATION							
9191391	Immigration Fees	48,472,458	39,004,647	45,000,000	64,850,050	68,092,553	70,816,255
9191392	Naturalisation Fees	272,065	182,198	255,000	275,800	289,590	301,174
9191393	Residency Fees	1,636,558	1,412,715	1,300,000	2,124,000	2,230,200	2,319,408

HEAD 19 FEES AND SERVICE CHARGES



ITEM NO.	TITLE OF ITEM	PROVISIONAL ACTUAL REVENUE	REVENUE (PROVISIONAL)	APPROVED FORECAST REVENUE	FORECASTED REVENUE	PRELIMINARY FORECASTED REVENUE	PRELIMINARY FORECASTED REVENUE
		2016/2017 \$	JULY - MARCH 2017/2018 \$	2017/2018 \$	2018/2019 \$	2019/2020 \$	2020/2021 \$
9191394	Work & Resident Permit Fees	5,327,066	4,528,362	5,500,000	6,036,756	6,338,594	6,592,138
9191395	Homeowner Card	29,350	26,650	29,000	32,650	34,283	35,654
9191396	Homeowner Card Processing Fee	20,450	17,750	20,000	23,300	24,465	25,444
9192800	Immigration Inspection	403,690	336,358	300,000	524,851	551,094	573,137
SUB-TOTAL DEPARTMENT OF IMMIGRATION		56,161,637	45,508,680	52,404,000	73,867,407	77,560,779	80,663,210
31 ROYAL BAHAMAS POLICE FORCE							
9191210	Character Reference	518,100	335,849	450,000	787,668	827,051	860,133
9191220	Firearms Certificate	1,806,576	1,618,095	1,700,000	1,990,967	2,090,515	2,174,136
9191230	Finger Printing	32,700	11,800	36,100	63,700	66,885	69,560
9195300	Revenue From Towing Service	15,188	7,550	16,000	9,062	9,515	9,895
9195900	Vehicle Chassis Check	58,469	24,215	49,600	33,301	34,966	36,364
SUB-TOTAL ROYAL BAHAMAS POLICE FORCE		2,431,033	1,997,509	2,251,700	2,884,698	3,028,932	3,150,088
33 MINISTRY OF PUBLIC WORKS							
9192410	Fees - Subdivision	1,069	13,496	0	14,171	14,879	15,475
9192420	Fees - Building Permit	1,497,304	694,357	1,498,146	1,045,351	1,097,618	1,141,523
9192440	Other Ministry of Works Charges	522,465	403,293	500,000	631,872	663,466	690,004
SUB-TOTAL MINISTRY OF PUBLIC WORKS		2,020,838	1,111,146	1,998,146	1,691,394	1,775,963	1,847,002
38 MINISTRY OF EDUCATION							
9194200	Education Fees and Charges	656,866	658,141	700,000	747,390	784,760	816,150
SUB-TOTAL MINISTRY OF EDUCATION		656,866	658,141	700,000	747,390	784,760	816,150
43 MINISTRY OF SOCIAL SERVICES & URBAN DEVELOPMENT							
9197160	Fees - Residential Care	2,120	150	1,500	150	158	164
SUB-TOTAL MINISTRY OF SOCIAL SERVICES & URBAN DEVELOPMENT		2,120	150	1,500	150	158	164
47 MINISTRY OF YOUTH, SPORTS & CULTURE							
9192140	Other Income	36,094	31,655	48,000	44,186	46,395	48,251
9195600	Sundry Fees	1,310	0	0	0	0	0
SUB-TOTAL MINISTRY OF YOUTH, SPORTS & CULTURE		37,404	31,655	48,000	44,186	46,395	48,251
48 DEPARTMENT OF LABOUR							
9195500	Labour Certificates Fees	288,335	207,510	155,000	287,579	301,958	314,037
SUB-TOTAL DEPARTMENT OF LABOUR		288,335	207,510	155,000	287,579	301,958	314,037

HEAD 19 FEES AND SERVICE CHARGES



ITEM NO.	TITLE OF ITEM	PROVISIONAL ACTUAL REVENUE	REVENUE (PROVISIONAL)	APPROVED FORECAST REVENUE	FORECASTED REVENUE	PRELIMINARY FORECASTED REVENUE	PRELIMINARY FORECASTED REVENUE
		2016/2017 \$	JULY - MARCH 2017/2018 \$	2017/2018 \$	2018/2019 \$	2019/2020 \$	2020/2021 \$
53 PORT DEPARTMENT							
9191454	Sale of Confiscated Vessels	2,100	0	0	0	0	0
9192510	Tonnage Dues	1,899,716	1,324,038	1,820,000	3,500,000	3,675,000	3,822,000
9192520	Wharf Dues & Port Dues	3,826,782	2,181,827	3,600,000	5,200,000	5,460,000	5,678,400
9192530	Earnings of Government Tenders & Tugs	447,560	213,237	425,000	3,000,000	3,150,000	3,276,000
9192560	Other Port Charges	432,589	601,666	300,000	846,071	888,375	923,910
9192570	Private Piers/Abutments/Docks New Providence	377,913	342,710	400,000	600,000	630,000	655,200
9192580	Private Piers/Abutments/Docks Family Islands	477,601	243,101	425,000	660,000	693,000	720,720
9197610	Boat Licence - Commercial (Boat Registration Act)	364,506	124,756	350,000	380,000	399,000	414,960
9197620	Marine Licence	41,421	44,682	40,000	64,193	67,403	70,099
9197630	Other Port Licence	2,720	0	0	0	0	0
9197640	Boat Licence - Private (Water Ski & Skiing Motor Boat)	254,376	121,573	250,000	325,000	341,250	354,900
9197650	Foreign Boat Registration - Commercial	1,872,178	1,437,112	1,700,000	2,625,000	2,756,250	2,866,500
SUB-TOTAL PORT DEPARTMENT		9,999,462	6,634,702	9,310,000	17,200,264	18,060,278	18,782,689
57 DEPARTMENT OF AGRICULTURE							
9192610	Fees - Slaughtering & Processing of Livestock	323	0	0	0	0	0
9192620	Fees - Land Preparation	3,200	5,420	3,000	7,340	7,707	8,015
9192630	Agricultural Import Permits	138,895	103,472	110,000	150,159	157,667	163,974
9192650	Other Agricultural Charges	3,485	3,244	5,000	4,213	4,423	4,600
SUB-TOTAL DEPARTMENT OF AGRICULTURE		145,903	112,136	118,000	161,712	169,797	176,589
58 DEPARTMENT OF MARINE RESOURCES							
9192710	Fish Landing Complex	310	0	0	0	0	0
9197810	Fishing Licence and Permits	199,089	101,638	100,000	165,842	174,134	181,100
SUB-TOTAL DEPARTMENT OF MARINE RESOURCES		199,399	101,638	100,000	165,842	174,134	181,100
60 MINISTRY OF HEALTH							
9193130	Fees - Health	0	237,225	0	351,468	369,041	383,803
9193410	Fees - Public Health	532,065	257,045	0	373,246	391,908	407,585
9193450	Stem Cell Therapy/Research	0	0	0	560,000	588,000	611,520
SUB-TOTAL MINISTRY OF HEALTH		532,065	494,270	0	1,284,714	1,348,949	1,402,908
65 DEPARTMENT OF ENVIRONMENTAL HEALTH SERVICES							
9193210	Environmental Fees	12,096	1,800	1,800	12,784	13,423	13,960
9193220	Garbage Disposal	8,900	10,700	15,000	12,705	13,340	13,874
9193230	Inspection Fees	219,532	159,483	175,000	202,107	212,213	220,701

HEAD 19 FEES AND SERVICE CHARGES



ITEM NO.	TITLE OF ITEM	PROVISIONAL ACTUAL REVENUE	REVENUE (PROVISIONAL)	APPROVED FORECAST REVENUE	FORECASTED REVENUE	PRELIMINARY FORECASTED REVENUE	PRELIMINARY FORECASTED REVENUE
		2016/2017 \$	JULY - MARCH 2017/2018 \$	2017/2018 \$	2018/2019 \$	2019/2020 \$	2020/2021 \$
9193240	Vector Treatment Fees	22,744	21,875	21,000	27,111	28,467	29,605
9193250	Laboratory Fees	586	210	500	294	309	321
9193260	Other Environmental Health Fees	40	20	100	42	44	46
SUB-TOTAL DEPARTMENT OF ENVIRONMENTAL HEALTH SERVICES		263,898	194,088	213,400	255,043	267,796	278,507
66 DEPARTMENT OF PUBLIC HEALTH							
9193410	Fees - Public Health	0	5,410	0	0	0	0
SUB-TOTAL DEPARTMENT OF PUBLIC HEALTH		0	5,410	0	0	0	0
67 MINISTRY OF TOURISM & AVIATION							
9197510	Hotel Licences	36,399	27,237	38,000	33,110	34,766	36,156
SUB-TOTAL MINISTRY OF TOURISM & AVIATION		36,399	27,237	38,000	33,110	34,766	36,156
TOTAL FEES AND SERVICE CHARGES		310,298,323	224,121,514	306,864,475	295,438,405	309,814,324	321,854,895

OTHER TREASURY FEES AND INCOME

These fees consist of a variety of miscellaneous fees collected by the Treasury.

BUSINESS LICENCE FEES

All individuals and companies conducting business are required to possess a valid business licence. An annual fee is levied which is based on the turnover. Businesses with an annual turnover of \$50,000 or less pay \$100 per annum.

IMMIGRATION FEES

Immigration fees are based on a scale depending on the category of employment.

HEAD 20 REVENUE FROM GOVERNMENT PROPERTY



ITEM NO.	TITLE OF ITEM	PROVISIONAL ACTUAL REVENUE	REVENUE (PROVISIONAL)	APPROVED FORECAST REVENUE	FORECASTED REVENUE	PRELIMINARY FORECASTED REVENUE	PRELIMINARY FORECASTED REVENUE
		2016/2017 \$	JULY - MARCH 2017/2018 \$	2017/2018 \$	2018/2019 \$	2019/2020 \$	2020/2021 \$
6 CABINET OFFICE							
9204300	Sale of Publications	47,965	40,629	55,000	55,155	57,913	60,230
SUB-TOTAL CABINET OFFICE		47,965	40,629	55,000	55,155	57,913	60,230
13 MINISTRY OF FOREIGN AFFAIRS							
9201200	Rental - Autec Agreement	11,755,653	11,755,653	11,755,653	11,755,653	11,755,653	11,755,653
SUB-TOTAL MINISTRY OF FOREIGN AFFAIRS		11,755,653	11,755,653	11,755,653	11,755,653	11,755,653	11,755,653
14 OFFICE OF THE PRIME MINISTER							
9204300	Sale of Publications	2,230	1,064	2,000	1,302	1,367	1,422
SUB-TOTAL OFFICE OF THE PRIME MINISTER		2,230	1,064	2,000	1,302	1,367	1,422
19 DEPARTMENT OF PHYSICAL PLANNING							
9203400	Royalty - Conservation & Protection of Landscape	0	0	10,000	0	0	0
SUB-TOTAL DEPARTMENT OF PHYSICAL PLANNING		0	0	10,000	0	0	0
20 DEPARTMENT OF LAND & SURVEYS							
9201300	Rental (Sea Bed Lease)	2,315,898	41,392	3,200,000	54,941	57,688	59,996
9202400	Other Income - Lands and Surveys	3,257,304	2,586,659	3,500,000	3,524,094	3,700,299	3,848,311
9203100	Royalty - Aragonite Mining	40,641	0	45,000	0	0	0
9203300	Royalty - Sale of Sand	101,436	107,986	75,000	121,986	128,085	133,209
9204200	Sale of Land	377,101	1,273,360	1,250,000	1,352,568	1,420,196	1,477,004
9204300	Sale of Publications	4,014	571	2,500	1,002	1,052	1,094
SUB-TOTAL DEPARTMENT OF LANDS & SURVEYS		6,096,394	4,009,968	8,072,500	5,054,591	5,307,320	5,519,614
22 TREASURY DEPARTMENT							
9201420	Rents from Various Properties	75,608	55,252	120,000	56,452	59,275	61,646
SUB-TOTAL TREASURY DEPARTMENT		75,608	55,252	120,000	56,452	59,275	61,646
23 CUSTOMS DEPARTMENT							
9201420	Rents from Various Properties	83,458	44,331	105,000	54,836	57,578	59,881
SUB-TOTAL CUSTOMS DEPARTMENT		83,458	44,331	105,000	54,836	57,578	59,881
24 DEPARTMENT OF STATISTICS							
9204300	Sale of Publications	91	10	100	66	69	72
SUB-TOTAL DEPARTMENT OF STATISTICS		91	10	100	66	69	72
29 MINISTRY OF NATIONAL SECURITY							
9203500	National Flag & Coat of Arms	80	20	100	60	63	66
SUB-TOTAL MINISTRY OF NATIONAL SECURITY		80	20	100	60	63	66

HEAD 20 REVENUE FROM GOVERNMENT PROPERTY



ITEM NO.	TITLE OF ITEM	PROVISIONAL ACTUAL REVENUE	REVENUE (PROVISIONAL)	APPROVED FORECAST REVENUE	FORECASTED REVENUE	PRELIMINARY FORECASTED REVENUE	PRELIMINARY FORECASTED REVENUE
		2016/2017 \$	JULY - MARCH 2017/2018 \$	2017/2018 \$	2018/2019 \$	2019/2020 \$	2020/2021 \$
30 DEPARTMENT OF IMMIGRATION							
9204900	Sale of Immigration Cards	3,182	3,887	3,000	3,887	4,081	4,245
SUB-TOTAL DEPARTMENT OF IMMIGRATION		3,182	3,887	3,000	3,887	4,081	4,245
37 DEPARTMENT OF ARCHIVES							
9204300	Sale of Publications	9,042	14,120	12,000	14,720	15,456	16,074
SUB-TOTAL DEPARTMENT OF ARCHIVES		9,042	14,120	12,000	14,720	15,456	16,074
45 DEPARTMENT OF HOUSING							
9202300	Income Government Owned Houses and Property	189,035	159,076	175,000	224,977	236,226	245,675
9204700	Sale of House Plans	3,139	1,025	3,000	3,891	4,086	4,249
SUB-TOTAL DEPARTMENT OF HOUSING		192,174	160,101	178,000	228,868	240,312	249,924
47 MINISTRY OF YOUTH, SPORTS & CULTURE							
9201420	Rents from Various Properties	2,570	931	1,000	931	978	1,017
SUB-TOTAL MINISTRY OF YOUTH, SPORTS & CULTURE		2,570	931	1,000	931	978	1,017
48 DEPARTMENT OF LABOUR							
9204800	Sale of Trade & Craft	30	0	0	0	0	0
SUB-TOTAL DEPARTMENT OF LABOUR		30	0	0	0	0	0
51 POST OFFICE DEPARTMENT							
9201500	Rent - Government Corporation	4,700	0	6,000	0	0	0
SUB-TOTAL POST OFFICE DEPARTMENT		4,700	0	6,000	0	0	0
53 PORT DEPARTMENT							
9203300	Royalty - Sale of Sand	500	0	0	0	0	0
9204500	Sale of Water to Ships	251,490	139,818	60,000	159,349	167,317	174,009
SUB-TOTAL PORT DEPARTMENT		251,990	139,818	60,000	159,349	167,317	174,009
56 MINISTRY OF AGRICULTURE & MARINE RESOURCES							
9201420	Rents from Various Properties	26,706	9,088	30,000	13,331	13,998	14,557
9201810	Rent - Stalls	0	0	0	60,000	63,000	65,520
9206100	Lease of Agricultural Land	101,637	66,314	100,000	93,425	98,096	102,020
SUB-TOTAL MINISTRY OF AGRICULTURE & MARINE RESOURCES		128,343	75,402	130,000	166,756	175,094	182,097
67 MINISTRY OF TOURISM & AVIATION							
9201810	Rent - Stalls	4,525	0	0	0	0	0
SUB-TOTAL MINISTRY OF TOURISM & AVIATION		4,525	0	0	0	0	0

HEAD 20 REVENUE FROM GOVERNMENT PROPERTY



ITEM NO.	TITLE OF ITEM	PROVISIONAL ACTUAL REVENUE	REVENUE (PROVISIONAL)	APPROVED FORECAST REVENUE	FORECASTED REVENUE	PRELIMINARY FORECASTED REVENUE	PRELIMINARY FORECASTED REVENUE
		2016/2017	JULY - MARCH 2017/2018	2017/2018	2018/2019	2019/2020	2020/2021
		\$	\$	\$	\$	\$	\$
TOTAL REVENUE FROM GOVERNMENT PROPERTY		18,658,035	16,301,186	20,510,353	17,552,626	17,842,476	18,085,950

RENT-AUTEC AGREEMENT

There exists an agreement between the Government of The Bahamas and the United States of America for the use of certain land, and sea rights, situated off the coast of Andros, for which an annual rent is paid.

HEAD 21 INTERESTS AND DIVIDENDS



ITEM NO.	TITLE OF ITEM	PROVISIONAL ACTUAL REVENUE	REVENUE (PROVISIONAL)	APPROVED FORECAST REVENUE	FORECASTED REVENUE	PRELIMINARY FORECASTED REVENUE	PRELIMINARY FORECASTED REVENUE
		2016/2017 \$	JULY - MARCH 2017/2018 \$	2017/2018 \$	2018/2019 \$	2019/2020 \$	2020/2021 \$
21 MINISTRY OF FINANCE							
9211700	Surplus Funds - Statutory Entities	0	0	500,000	500,000	0	0
SUB-TOTAL MINISTRY OF FINANCE		0	0	500,000	500,000	0	0
22 TREASURY DEPARTMENT							
9211110	B.O.B-Fix Dep Int (Div Earned)	14,752,647	67,212	0	67,212	70,573	73,396
9211300	Fixed Deposit - Bank of The Bahamas	-4,723	0	260,000	0	0	0
9211400	Bahamas Maritime Authority	5,639,960	3,601,489	5,600,000	4,000,000	4,200,000	4,368,000
9211600	Government Loans - Interest Revenue (A/R)	0	0	29,000	6,000	6,300	6,552
9213100	Dividends - Bahamas Telecommunications Company	12,250,000	0	19,000,000	0	0	0
9213300	Dividends - Bank of The Bahamas	134,879	0	0	0	0	0
9213600	Dividends - Cable Bahamas	0	0	550,000	0	0	0
9213700	Dividends-Arawak Port	2,000,000	2,260,000	3,000,000	2,260,000	2,373,000	2,467,920
9213800	Dividends - BISX	0	22,154	0	23,000	24,150	25,116
SUB-TOTAL TREASURY DEPARTMENT		34,772,763	5,950,855	28,439,000	6,356,212	6,674,023	6,940,984
TOTAL INTERESTS AND DIVIDENDS		34,772,763	5,950,855	28,939,000	6,856,212	6,674,023	6,940,984

HEAD 22 REIMBURSEMENT & LOAN REPAYMENT



ITEM NO.	TITLE OF ITEM	PROVISIONAL ACTUAL REVENUE	REVENUE (PROVISIONAL)	APPROVED FORECAST REVENUE	FORECASTED REVENUE	PRELIMINARY FORECASTED REVENUE	PRELIMINARY FORECASTED REVENUE
		2016/2017 \$	JULY - MARCH 2017/2018 \$	2017/2018 \$	2018/2019 \$	2019/2020 \$	2020/2021 \$
5 MINISTRY OF PUBLIC SERVICE & NATIONAL INSURANCE							
9222910	Reimbursement -Teachers/Nurses Insurance	0	0	2,345,000	2,345,000	2,345,000	2,345,000
SUB-TOTAL MINISTRY OF PUBLIC SERVICE & NATIONAL INSURANCE		0	0	2,345,000	2,345,000	2,345,000	2,345,000
22 TREASURY DEPARTMENT							
9222100	Reimbursement - In Aid	1,859	0	0	0	0	0
9222200	Reimbursement - Pension Scheme	0	0	0	8,667	8,667	8,667
9222300	Reimbursement - Scholarships & In-service Award	43,039	134,842	50,900	158,281	166,195	172,843
SUB-TOTAL TREASURY DEPARTMENT		44,898	134,842	50,900	166,948	174,862	181,510
TOTAL REIMBURSEMENT & LOAN REPAYMENT		44,898	134,842	2,395,900	2,511,948	2,519,862	2,526,510

HEAD 23 SERVICES OF A COMMERCIAL NATURE



ITEM NO.	TITLE OF ITEM	PROVISIONAL ACTUAL REVENUE	REVENUE (PROVISIONAL)	APPROVED FORECAST REVENUE	FORECASTED REVENUE	PRELIMINARY FORECASTED REVENUE	PRELIMINARY FORECASTED REVENUE
		2016/2017 \$	JULY - MARCH 2017/2018 \$	2017/2018 \$	2018/2019 \$	2019/2020 \$	2020/2021 \$
51 POST OFFICE DEPARTMENT							
9233110	Sale of Stamps	712,224	329,529	750,000	440,360	440,360	440,360
9233120	Receipts of Postal Meters	721,127	50,732	650,000	668,930	702,377	730,472
9233210	Parcel Post Allowance	184,684	0	0	0	0	0
9233220	Payment for Foreign Mail Delivery	101,864	81,425	95,000	81,425	85,496	88,916
9233310	Rent of Private Letter Boxes	1,084,925	507,307	1,100,000	784,306	823,521	856,462
9233320	Receipts in Cash for Repayment	44,167	39,187	25,000	51,994	54,594	56,777
9233400	Commission on Postal Money Orders	176,050	122,514	135,000	148,139	155,546	161,768
9233500	Miscellaneous Postal Revenue	37,348	17,426	30,000	23,758	24,946	25,944
9233700	Storage Fees	2	0	0	0	0	0
9233900	Philatelic Materials	459	0	0	0	0	0
SUB-TOTAL POST OFFICE DEPARTMENT		3,062,850	1,148,120	2,785,000	2,198,912	2,286,840	2,360,699
52 DEPARTMENT OF CIVIL AVIATION							
9234110	Rent - Airports	333,892	47,116	0	0	0	0
9234120	Licences - Airports	58,131	636	0	0	0	0
9234130	Concessions - Airports	48,031	485	0	0	0	0
9234140	Advertising - Airports	15,840	0	0	0	0	0
9234210	Landing Fees - Airports	677,432	452,288	0	0	0	0
9234220	Air Regulatory Bonded Fees - Airports	77,229	30,716	0	0	0	0
9234230	Refueling Royalty - Airports	269,592	32,953	0	0	0	0
9234300	Miscellaneous - Airport Fees	8,519	0	0	0	0	0
9234400	Security Charges - Airports	627,672	159,686	0	0	0	0
SUB-TOTAL DEPARTMENT OF CIVIL AVIATION		2,116,338	723,880	0	0	0	0
57 DEPARTMENT OF AGRICULTURE							
9232100	Proceeds - Sale of Livestock	21,071	12,135	32,000	16,693	17,528	18,229
9232200	Sale of Animal Feed	0	150	0	150	158	164
9232400	Sale of Produce	45	0	0	0	0	0
SUB-TOTAL DEPARTMENT OF AGRICULTURE		21,116	12,285	32,000	16,843	17,686	18,393
58 DEPARTMENT OF MARINE RESOURCES							
9232500	Proceeds - Laboratory Products	0	0	0	10,000	10,500	10,920
SUB-TOTAL DEPARTMENT OF MARINE RESOURCES		0	0	0	10,000	10,500	10,920
TOTAL SERVICES OF A COMMERCIAL NATURE		5,200,304	1,884,285	2,817,000	2,225,755	2,315,026	2,390,012

HEAD 25 CAPITAL REVENUE



ITEM NO.	TITLE OF ITEM	PROVISIONAL	REVENUE	APPROVED	FORECASTED	PRELIMINARY	PRELIMINARY
		ACTUAL	(PROVISIONAL)	FORECAST	REVENUE	FORECASTED	FORECASTED
		REVENUE		REVENUE		REVENUE	REVENUE
		2016/2017	JULY - MARCH	2017/2018	2018/2019	2019/2020	2020/2021
		\$	\$	\$	\$	\$	\$
21 MINISTRY OF FINANCE							
9401200	Sale of Assets	66,389	102,535	0	0	0	0
SUB-TOTAL MINISTRY OF FINANCE		66,389	102,535	0	0	0	0
22 TREASURY DEPARTMENT							
9401200	Sale of Assets	0	1,500	2,000	2,000	2,000	2,000
SUB-TOTAL TREASURY DEPARTMENT		0	1,500	2,000	2,000	2,000	2,000
TOTAL CAPITAL REVENUE		66,389	104,035	2,000	2,000	2,000	2,000

HEAD 26 GRANTS



ITEM NO.	TITLE OF ITEM	PROVISIONAL	REVENUE	APPROVED	FORECASTED REVENUE	PRELIMINARY	PRELIMINARY
		ACTUAL	(PROVISIONAL)	FORECAST		FORECASTED	FORECASTED
		REVENUE		REVENUE		REVENUE	REVENUE
		2016/2017	JULY - MARCH	2017/2018	2018/2019	2019/2020	2020/2021
		\$	\$	\$	\$	\$	\$
21 MINISTRY OF FINANCE							
9602800	IDB/EU/CDB Technical Assistance	0	0	2,205,000	2,205,000	0	0
SUB-TOTAL MINISTRY OF FINANCE		0	0	2,205,000	2,205,000	0	0
22 TREASURY DEPARTMENT							
9602300	Technical Cooperation	4,780	0	0	0	0	0
SUB-TOTAL TREASURY DEPARTMENT		4,780	0	0	0	0	0
TOTAL GRANTS		4,780	0	2,205,000	2,205,000	0	0

TOTAL REVENUE



HEAD NO.	DESCRIPTION	PROVISIONAL ACTUAL REVENUE	REVENUE (PROVISIONAL) JULY - MARCH 2017/2018	APPROVED FORECAST REVENUE 2017/2018	FORECASTED REVENUE 2018/2019	PRELIMINARY FORECASTED REVENUE 2019/2020	PRELIMINARY FORECASTED REVENUE 2020/2021
		2016/2017 \$	2017/2018 \$	2017/2018 \$	2018/2019 \$	2019/2020 \$	2020/2021 \$
GRAND TOTAL ALL REVENUE		2,070,258,802	1,470,364,614	2,152,588,274	2,650,927,483	2,774,160,022	2,884,846,177

PROCEEDS FROM BORROWINGS



ITEM NO.	TITLE OF ITEM	PROVISIONAL ACTUAL REVENUE	REVENUE (PROVISIONAL)	APPROVED FORECAST REVENUE	FORECASTED REVENUE	PRELIMINARY FORECASTED REVENUE	PRELIMINARY FORECASTED REVENUE
		2016/2017	JULY - MARCH 2017/2018	2017/2018	2018/2019	2019/2020	2020/2021
		\$	\$	\$	\$	\$	\$
21 MINISTRY OF FINANCE							
9703100	Public Financial Management Reform	0	0	2,500,000	5,400,000	8,823,181	8,823,181
9703200	Skills for Current and Future Jobs in The Bahamas	0	0	0	1,000,000	6,000,000	6,000,000
9703400	Airport Infrastructure Program	0	0	0	3,000,000	10,666,666	8,375,000
9703500	Climate Resilient Coastal Management and Infrastructure Programme	0	0	0	1,500,000	8,375,000	8,375,000
9704340	Social Safety Net Reform	0	0	1,000,000	0	0	0
9705100	Acquisition of Patrol Craft-Defence	11,873,620	0	0	0	0	0
9706200	Citizen Security and Justice Programme	2,373,656	0	2,000,000	4,000,000	4,542,114	4,542,114
9707400	CDB Family Island Project	748,740	0	0	0	0	0
9707501	BH-L1027 Air Transport	0	0	0	32,500,000	0	0
9707510	PR China - Harbor Project	17,997,103	0	0	0	0	0
9707600	Trade Sector Support	0	0	4,000,000	2,950,379	0	0
SUB-TOTAL MINISTRY OF FINANCE		32,993,119	0	9,500,000	50,350,379	38,406,961	36,115,295
22 TREASURY DEPARTMENT							
9704240	Financing Required	580,000,000	1,560,317,668	743,524,363	896,646,846	401,929,854	351,819,944
9704340	Social Safety Net Reform	1,749,840	206,862	0	0	0	0
9704410	IADB S.F. for N.P. Transport	5,454,440	55,475	0	0	0	0
9704430	IDB Trade Sector Support Program	5,650,000	1,338,150	0	0	0	0
SUB-TOTAL TREASURY DEPARTMENT		592,854,280	1,561,918,155	743,524,363	896,646,846	401,929,854	351,819,944
TOTAL PROCEEDS FROM BORROWINGS		625,847,399	1,561,918,155	753,024,363	946,997,225	440,336,815	387,935,239



ESTIMATES OF RECURRENT EXPENDITURE

Statutory Expenditure (Article 192(2) of the Constitution)



POST NO.	ESTABLISHMENT		TITLE OF ITEM	APPROVED ESTIMATES	ESTIMATES
	2017/2018	2018/2019		2017/2018	2018/2019
			PERSONAL EMOLUMENTS, HONORARIA & ALLOWANCES	\$	\$
BLOCK01 Personal Emoluments					
(1)	1	1	Governor-General	75,000	75,000
(2)	1	1	President of the Court of Appeal, Retainer and Fees	115,902	115,902
(3)	4	5	Justices of the Court of Appeal, Retainer and Fees	452,876	566,095
(4)	1	1	Reserve Justice Retainer	92,200	92,200
(5)	1	1	Chief Justice.....Scale JL1	120,253	120,253
(6)	2	2	Senior Justice.....Scale JL4	226,438	223,438
(7)	18	18	Justices of the Supreme Court.....Scale JL5	1,908,738	2,037,942
(8)	1	1	Chairman of the Services Commission	44,900	44,900
(9)	1	1	Auditor-General.....Scale GR3A	76,667	77,950
(10)	4	4	Members of the Public Service Commission	92,000	92,000
(11)	3	3	Honoraria to Chairman/Members of the Services Commission	113,000	113,900
BLOCK02 Allowances					
			Duty Allowance	15,000	15,000
TOTAL Personal Emoluments, Honoraria & Allowances				3,333,874	3,574,580
Other Charges					
Heads 22, 26 and 27					
	Head 22		Public Debt Servicing - Interest	292,485,333	0
	Head 22		Public Debt Servicing - Redemption	432,768,656	0
	Head 26		Public Debt Servicing - Interest	0	381,351,611
	Head 27		Public Debt Servicing - Redemption	0	709,413,226
				725,253,989	1,090,764,837
TOTAL Statutory Expenditure				728,587,863	1,094,339,417

SUMMARY OF AGENCIES

RECURRENT EXPENDITURE 2018/2019



ITEM NO.	MINISTRY/DEPARTMENT	PROVISIONAL ACTUAL EXPENDITURE	EXPENDITURE (PROVISIONAL)	APPROVED ESTIMATES	ESTIMATES	PRELIMINARY FORECAST ESTIMATES	PRELIMINARY FORECAST ESTIMATES
		2016/2017	JULY - MARCH 2017/2018	2017/2018	2018/2019	2019/2020	2020/2021
		\$	\$	\$	\$	\$	\$
001	GOVERNOR GENERAL & STAFF	1,093,342	705,981	1,169,950	1,098,024	1,114,975	1,134,975
002	THE SENATE	231,391	200,346	251,200	324,940	324,940	324,940
003	HOUSE OF ASSEMBLY	1,964,809	1,518,103	2,288,118	2,210,575	2,210,575	2,210,575
004	DEPARTMENT OF THE AUDITOR GENERAL	2,133,737	1,566,492	2,547,740	2,761,358	3,226,078	3,526,820
005	MINISTRY OF PUBLIC SERVICE & NATIONAL INSURANCE	236,433,578	166,475,796	249,593,793	289,866,919	282,673,619	302,953,619
006	CABINET OFFICE	8,399,726	5,263,819	7,287,300	7,386,596	7,386,596	7,416,596
007	OFFICE OF THE ATTORNEY GENERAL AND MINISTRY OF LEGAL AFFAIRS	20,224,384	10,877,896	15,262,800	18,461,167	17,468,142	17,065,642
008	OFFICE OF THE JUDICIAL (SUPREME AND MAGISTRATES' COURTS)	14,432,644	9,788,382	14,463,521	14,494,519	14,488,849	14,457,709
009	COURT OF APPEAL	1,755,766	1,323,084	2,436,312	2,275,786	2,351,407	2,437,357
010	REGISTRAR GENERAL'S DEPARTMENT	3,200,176	2,588,603	3,706,085	3,604,613	3,664,796	3,880,824
011	BAHAMAS DEPARTMENT OF CORRECTIONAL SERVICES	23,214,951	17,972,115	25,310,467	26,676,098	26,636,098	28,251,098
012	PARLIAMENTARY REGISTRATION DEPARTMENT	5,159,135	945,220	1,552,633	1,442,700	1,442,700	1,452,700
013	MINISTRY OF FOREIGN AFFAIRS	27,996,416	21,795,544	36,738,190	35,539,601	37,123,241	37,488,182
014	OFFICE OF THE PRIME MINISTER	89,959,206	7,512,198	11,600,603	26,793,970	26,793,256	26,853,070
016	BAHAMAS INFORMATION SERVICES	2,054,874	1,666,963	2,401,311	2,029,273	2,013,154	2,025,773
017	GOVERNMENT PRINTING DEPARTMENT	1,647,622	1,033,431	1,671,542	1,742,194	1,742,194	2,012,194
018	DEPARTMENT OF LOCAL GOVERNMENT	21,786,610	14,815,971	23,638,760	26,427,767	26,427,467	27,605,467
019	DEPARTMENT OF PHYSICAL PLANNING	790,239	517,287	1,024,264	956,689	901,677	946,278
020	DEPARTMENT OF LANDS & SURVEYS	1,417,503	1,025,661	2,109,198	3,740,196	1,624,555	1,674,335
021	MINISTRY OF FINANCE	264,986,396	128,215,658	213,938,450	360,724,262	336,736,617	275,897,017
022	TREASURY DEPARTMENT	415,490,975	283,223,076	367,879,216	100,872,852	103,935,129	104,274,240
023	CUSTOMS DEPARTMENT	26,257,979	26,310,439	31,032,504	34,443,297	34,443,450	35,685,647
024	DEPARTMENT OF STATISTICS	2,799,411	2,009,968	3,179,900	3,612,011	3,705,933	3,790,097
026	PUBLIC DEBT SERVICING-INTEREST	0	0	0	381,351,927	359,144,291	345,016,538
028	DEPARTMENT OF INLAND REVENUE	5,088,432	3,936,032	7,167,389	19,001,750	18,851,750	18,966,750
029	MINISTRY OF NATIONAL SECURITY	13,884,993	8,389,647	13,922,620	7,455,580	8,072,694	8,572,694
030	DEPARTMENT OF IMMIGRATION	17,481,507	15,779,491	21,764,768	35,527,972	35,512,972	34,798,972
031	ROYAL BAHAMAS POLICE FORCE	126,855,739	94,924,686	136,262,613	127,907,570	129,824,636	138,725,544
032	ROYAL BAHAMAS DEFENCE FORCE	53,033,259	40,556,239	55,380,776	59,878,015	57,578,015	58,743,015
033	MINISTRY OF PUBLIC WORKS	85,448,470	28,409,612	37,856,171	48,744,888	45,744,886	45,924,886
034	DEPARTMENT OF PUBLIC WORKS	18,373,777	13,377,872	19,578,504	17,902,442	17,902,442	17,922,442
035	DEPARTMENT OF EDUCATION	200,311,865	148,942,946	196,334,761	205,632,146	224,188,588	247,352,530
037	DEPARTMENT OF ARCHIVES	705,635	444,565	781,583	688,309	716,335	777,482
038	MINISTRY OF EDUCATION	88,418,931	62,381,923	94,545,085	92,664,162	92,815,297	93,110,547

SUMMARY OF AGENCIES RECURRENT EXPENDITURE 2018/2019



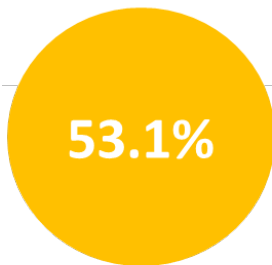
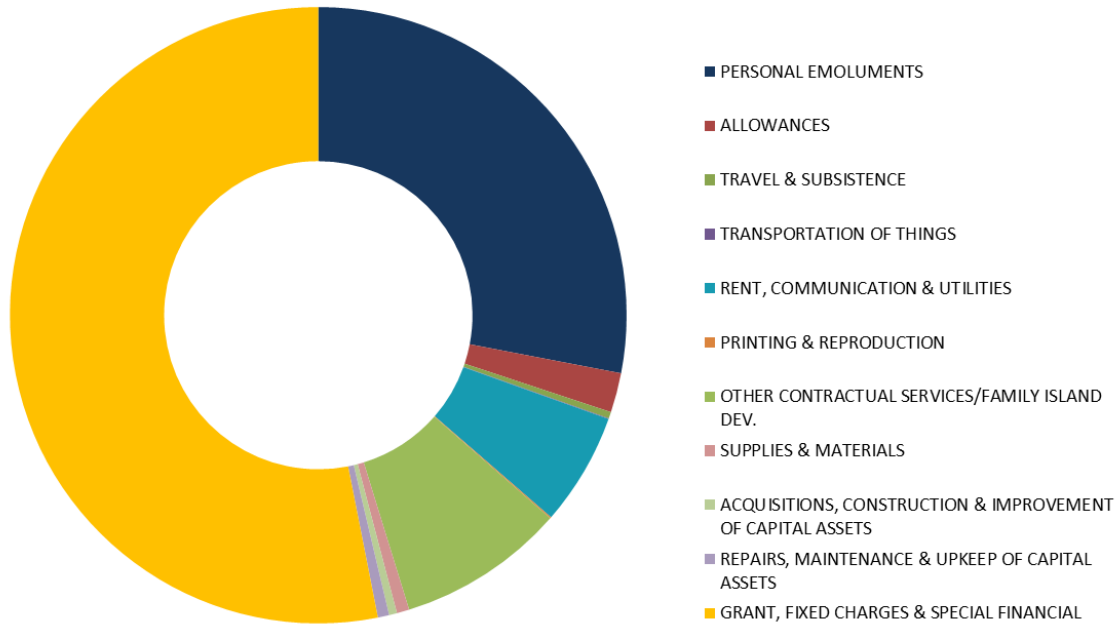
ITEM NO.	MINISTRY/DEPARTMENT	PROVISIONAL ACTUAL EXPENDITURE	EXPENDITURE (PROVISIONAL)	APPROVED ESTIMATES	ESTIMATES	PRELIMINARY FORECAST ESTIMATES	PRELIMINARY FORECAST ESTIMATES
		2016/2017	JULY - MARCH 2017/2018	2017/2018	2018/2019	2019/2020	2020/2021
		\$	\$	\$	\$	\$	\$
040	MINISTRY OF TRANSPORT & LOCAL GOVERNMENT	13,956,344	6,412,659	9,913,700	9,622,942	9,826,483	9,849,325
043	MINISTRY OF SOCIAL SERVICES & URBAN DEVELOPMENT	4,193,025	4,937,952	11,050,000	11,593,741	11,593,741	11,593,741
044	DEPARTMENT OF SOCIAL SERVICES	39,309,014	28,930,009	36,694,812	39,757,411	39,731,011	43,951,011
045	DEPARTMENT OF HOUSING	2,305,977	1,591,944	2,514,700	2,611,960	2,612,960	5,042,960
047	MINISTRY OF YOUTH, SPORTS & CULTURE	42,770,850	19,924,829	29,751,200	28,176,040	28,176,040	28,251,040
048	DEPARTMENT OF LABOUR	2,071,120	1,632,892	2,478,050	2,482,488	2,386,970	2,488,860
049	MINISTRY OF FINANCIAL SERVICES, TRADE & INDUSTRY & IMMIGRATION	2,405,286	1,402,632	2,858,750	2,419,110	2,419,110	2,428,610
051	POST OFFICE DEPARTMENT	6,880,577	4,935,594	7,552,300	7,120,120	7,220,230	7,571,975
053	PORT DEPARTMENT	4,600,846	3,068,023	8,271,750	8,523,120	8,523,120	8,698,120
054	DEPARTMENT OF ROAD TRAFFIC	4,218,521	3,410,397	5,368,300	5,295,180	5,295,180	5,375,180
055	DEPARTMENT OF METEOROLOGY	9,252,723	1,456,485	2,832,100	2,958,620	2,958,620	3,020,410
056	MINISTRY OF AGRICULTURE & MARINE RESOURCES	21,690,909	14,140,737	21,930,000	19,327,280	19,480,237	19,932,117
057	DEPARTMENT OF AGRICULTURE	5,517,647	4,045,671	6,930,850	6,369,222	6,369,222	6,449,222
058	DEPARTMENT OF MARINE RESOURCES	2,179,451	1,705,694	3,235,440	2,840,026	2,858,029	3,006,032
060	MINISTRY OF HEALTH	333,795,965	196,820,556	307,596,885	293,915,388	293,895,388	301,100,388
065	DEPARTMENT OF ENVIRONMENTAL HEALTH SERVICES	34,045,754	24,517,895	31,107,700	44,778,835	45,940,405	46,672,954
067	MINISTRY OF TOURISM & AVIATION	94,422,474	75,361,651	110,176,397	120,081,569	120,019,081	121,704,081
070	MINISTRY OF LABOUR	3,908,682	2,934,963	3,758,050	6,507,547	6,405,336	7,315,676
072	MINISTRY OF THE ENVIRONMENT & HOUSING	28,785,165	16,842,599	18,125,700	26,818,307	25,725,307	25,760,397
073	DEPARTMENT OF INFORMATION TECHNOLOGY	2,613,960	2,073,337	2,788,670	17,700,253	17,726,253	20,262,253
074	MINISTRY FOR GRAND BAHAMA	12,170,138	6,679,805	13,455,300	12,544,242	12,044,242	12,894,242
099	HEADS NOT REPEATED	15,283,710	0	0	0	0	0
GRAND TOTAL		2,469,411,616	1,547,321,370	2,243,068,781	2,635,683,569	2,599,994,319	2,606,645,149

MEMORANDUM

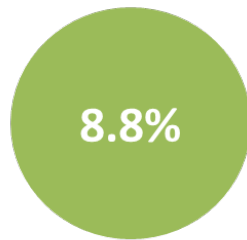
Consistent with Government Finance Statistics (GFS) methodology, Public Debt Redemption is treated as a financing transaction and, therefore, has no impact on the deficit. Public Debt Servicing Interest is now being shown separately as Head 26.

Public Debt Servicing - Redemption	396,347,268	930,171,529	432,768,656	709,413,226	354,698,218	397,331,967
------------------------------------	-------------	-------------	-------------	-------------	-------------	-------------

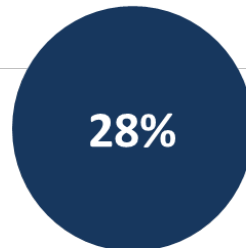
Recurrent Expenditure Graph



GRANT, FIXED CHARGES & SPECIAL FINANCIAL TRANSACTIONS



OTHER CONTRACTUAL SERVICES/FAMILY ISLAND DEV.



PERSONAL EMOLUMENTS



RENT, COMMUNICATION & UTILITIES

ITEM	DESCRIPTION	\$ ESTIMATES 2018	%
BLOCK01	PERSONAL EMOLUMENTS	738,474,617	28.0%
BLOCK02	ALLOWANCES	54,727,624	2.1%
BLOCK10	TRAVEL & SUBSISTENCE	8,883,308	0.3%
BLOCK20	TRANSPORTATION OF THINGS	985,615	0.0%
BLOCK30	RENT, COMMUNICATION & UTILITIES	155,814,081	5.9%
BLOCK40	PRINTING & REPRODUCTION	1,751,036	0.1%
BLOCK50	OTHER CONTRACTUAL SERVICES/FAMILY ISLAND DEV.	231,729,695	8.8%
BLOCK60	SUPPLIES & MATERIALS	17,284,149	0.7%
BLOCK70	ACQUISITIONS, CONSTRUCTION & IMPROVEMENT OF CAPITAL ASSETS	10,898,325	0.4%
BLOCK80	REPAIRS, MAINTENANCE & UPKEEP OF CAPITAL ASSETS	15,619,538	0.6%
BLOCK90	GRANT, FIXED CHARGES & SPECIAL FINANCIAL TRANSACTIONS	1,399,515,581	53.1%
		2,635,683,569	100%

RECURRENT EXPENDITURE BY BLOCK



TITLE OF ITEM	PROVISIONAL	EXPENDITURE	APPROVED		PRELIMINARY	PRELIMINARY
	ACTUAL	(PROVISIONAL)	ESTIMATES	ESTIMATES	FORECAST	FORECAST
	EXPENDITURE	JULY - MARCH			ESTIMATES	ESTIMATES
	2016/2017	2017/2018	2017/2018	2018/2019	2019/2020	2020/2021
	\$	\$	\$	\$	\$	\$
01 Personal Emoluments	683,126,455	515,399,780	741,758,593	738,475,517	757,477,810	790,941,410
02 Allowances	42,908,937	30,821,835	48,203,772	54,727,624	54,823,101	54,863,072
10 Travel and Subsistence	7,620,168	6,254,720	8,661,471	8,882,408	8,954,771	9,090,610
20 Transportation of Things	1,024,955	650,910	1,137,200	985,615	1,119,115	1,104,115
30 Rent, Communication & Utilities	185,882,259	71,459,647	130,262,891	155,814,081	158,192,090	159,581,566
40 Printing and Reproduction	2,648,581	1,856,656	2,795,500	1,751,036	1,751,534	3,746,056
50 Other Contractual Services/Family Island Dev.	214,296,665	142,292,324	198,986,555	231,729,695	229,864,665	239,049,650
60 Supplies and Materials	11,481,284	6,959,900	12,903,100	17,284,149	17,438,978	20,539,859
70 Acquisition, Construction & Improvement of Capital Assets	17,033,565	1,342,035	6,202,000	10,898,325	10,878,325	15,278,325
80 Repairs, Maintenance & Upkeep of Capital Assets	13,948,189	4,223,413	9,937,244	15,618,538	15,528,733	21,850,829
90 Grants, Fixed Charges & Special Financial Transactions	1,289,440,558	766,060,150	1,082,220,455	1,399,516,581	1,343,965,197	1,290,599,657

RECURRENT EXPENDITURE BY BLOCK

The following line items are part of Block 90:

SUBVENTIONS	150,054,592	277,019,483	409,977,939	390,316,325	390,253,837	398,938,837
PUBLIC DEBT INTEREST (HEAD26)	0	0	0	381,351,927	359,144,291	345,016,538

[Head 001] GOVERNOR GENERAL & STAFF



ITEM	TITLE OF ITEM	PROVISIONAL	EXPENDITURE	APPROVED		PRELIMINARY	PRELIMINARY
		ACTUAL	(PROVISIONAL)	ESTIMATES	ESTIMATES	FORECAST	FORECAST
		EXPENDITURE	JULY - MARCH			ESTIMATES	ESTIMATES
		2016/2017	2017/2018	2017/2018	2018/2019	2019/2020	2020/2021
		\$	\$	\$	\$	\$	\$
BLOCK01 Personal Emoluments							
0011000	Salary-Permanent/Pensionable (Monthly)	533,060	451,760	520,000	575,384	587,534	587,534
0011100	Salary Contract Workers (Monthly)	135,992	40,000	90,000	60,000	60,000	60,000
0015100	Regular Weekly Wages	112,690	82,084	164,000	108,000	108,000	108,000
0016100	Fees	18,798	12,075	16,000	10,000	10,000	10,000
0017100	Overtime - Monthly Employees (General)	0	0	0	2,391	2,391	2,391
SUB-TOT Personal Emoluments		800,540	585,919	790,000	755,775	767,925	767,925
BLOCK02 Allowances							
0028100	Duty Allowance	13,455	13,161	13,000	16,100	16,100	16,100
0028300	Responsibility Allowance	1,200	279	14,000	14,000	14,000	14,000
0028400	Acting Allowance	0	0	1,000	1,000	1,000	1,000
0029510	Clothing Allowance	6,125	0	10,000	8,000	8,000	8,000
SUB-TOT Allowances		20,780	13,440	38,000	39,100	39,100	39,100
PERSONAL EMOLUMENTS & ALLOWANCES		821,320	599,359	828,000	794,875	807,025	807,025
OTHER CHARGES							
BLOCK10 Travel & Subsistence							
0101100	Transport of Persons Within The Bahamas	0	0	0	5,600	5,600	5,600
0101200	Subsistence For Travellers In The Bahamas	4,240	310	6,000	6,000	6,000	6,000
0102100	Transport of Persons Outside The Bahamas	0	0	0	70,000	70,000	70,000
0102200	Subsistence For Travellers Out The Bahamas	10,766	0	6,450	6,450	6,450	6,450
SUB-TOT Travel & Subsistence		15,006	310	12,450	88,050	88,050	88,050
BLOCK30 Rent, Communication & Utilities							
0304160	Propane Gas	0	0	0	3,200	3,200	3,200
SUB-TOT Rent, Communication & Utilities		0	0	0	3,200	3,200	3,200
BLOCK40 Printing & Reproduction							
0401100	Printing & Duplication	0	0	0	2,400	2,400	2,400
SUB-TOT Printing & Reproduction		0	0	0	2,400	2,400	2,400
BLOCK50 Other Contractual Services/Family Island Dev.							
0522400	Wkshops,Conferences,Seminars,Meetings & Exhibits	0	0	5,000	3,000	3,000	3,000
0524100	Licencing & Inspection of Vehicles	1,365	0	2,000	2,000	2,000	2,000
0541990	Operation of Facilities or Other Services	50	700	3,000	5,000	5,000	5,000
0581900	Fees & Other Charges	14,843	8,279	15,000	15,199	20,000	20,000

[Head 001] GOVERNOR GENERAL & STAFF



ITEM	TITLE OF ITEM	PROVISIONAL	EXPENDITURE	APPROVED		PRELIMINARY	PRELIMINARY
		ACTUAL	(PROVISIONAL)	ESTIMATES	ESTIMATES	FORECAST	FORECAST
		EXPENDITURE	JULY - MARCH			ESTIMATES	ESTIMATES
	2016/2017	2017/2018	2017/2018	2018/2019	2019/2020	2020/2021	
	\$	\$	\$	\$	\$	\$	
SUB-TOT Other Contractual Services/Family Island Dev.		16,258	8,979	25,000	25,199	30,000	30,000
BLOCK60 SUPPLIES & MATERIALS							
0611100	Office Supplies & Stationery	0	0	0	3,200	3,200	3,200
0611200	Newspapers, Periodicals, Magazines, Etc.	645	1,350	1,000	1,600	1,600	1,600
0611300	Cleaning & Toilet Supplies	1,706	1,428	4,000	4,800	4,800	4,800
0611400	Computer Software Supplies & Solutions	58	263	1,000	2,400	2,400	2,400
0611600	Maps, Plans & Medals	303	0	2,000	2,400	2,400	2,400
0611700	Other Supplies & Materials	465	1,096	2,500	1,600	1,600	1,600
0612100	Official Entertainment	7,595	6,534	20,000	20,000	20,000	20,000
0612101	Staff Engagement	0	0	0	1,400	1,400	1,400
0612300	Food (for Human Consumption)	34,972	2,761	30,000	28,000	28,000	28,000
0612400	Ice & Drinking Water	1,676	432	2,000	2,400	2,400	2,400
0612500	Gifts & Souvenirs	601	792	2,000	800	800	800
0613100	Clothing & Clothing Supplies	2,321	777	3,000	3,200	3,200	3,200
SUB-TOT SUPPLIES & MATERIALS		50,342	15,433	67,500	71,800	71,800	71,800
BLOCK80 Repairs, Maintenance & Upkeep of Capital Assets							
0811110	Transportation Equipment Upkeep	10,224	9,405	10,000	10,000	10,000	30,000
0813100	Maintenance Implements and Tools	497	1,740	1,000	2,000	2,000	2,000
0831740	Repairs Government House	72,145	22,364	60,000	50,000	50,000	50,000
SUB-TOT Repairs, Maintenance & Upkeep of Capital Assets		82,866	33,509	71,000	62,000	62,000	82,000
BLOCK90 Grants, Fixed Charges & Special Financial Transactions							
0982300	VAT Expenses	19	0	1,000	500	500	500
0991200	Provision For Contingencies	86,500	36,727	160,000	50,000	50,000	50,000
BLOCK90 Grants, Fixed Charges & Special Financial Transactions		86,519	36,727	161,000	50,500	50,500	50,500
BLOCK99 ITEMS NOT REPEATED							
0999900	Items Not Repeated	21,032	11,664	5,000	0	0	0
BLOCK99 ITEMS NOT REPEATED		21,032	11,664	5,000	0	0	0
OTHER CHARGES		272,023	106,622	341,950	303,149	307,950	327,950
GOVERNOR GENERAL & STAFF TOTAL EXPENSES		1,093,343	705,981	1,169,950	1,098,024	1,114,975	1,134,975

THE ACCOUNTING OFFICER FOR THIS HEAD IS THE SECRETARY TO THE GOVERNOR GENERAL

[Head 002] THE SENATE



ITEM	TITLE OF ITEM	PROVISIONAL	EXPENDITURE	APPROVED		PRELIMINARY	PRELIMINARY
		ACTUAL	(PROVISIONAL)	ESTIMATES	ESTIMATES	FORECAST	FORECAST
		EXPENDITURE	JULY - MARCH	ESTIMATES	ESTIMATES	ESTIMATES	ESTIMATES
		2016/2017	2017/2018	2017/2018	2018/2019	2019/2020	2020/2021
		\$	\$	\$	\$	\$	\$
BLOCK01 Personal Emoluments							
0011000	Salary-Permanent/Pensionable (Monthly)	214,617	183,663	227,715	244,015	244,015	244,015
SUB-TOT Personal Emoluments		214,617	183,663	227,715	244,015	244,015	244,015
BLOCK02 Allowances							
0021200	Housing Allowance	0	0	0	42,000	42,000	42,000
0029700	Other Allowances	3,983	4,931	7,000	7,000	7,000	7,000
SUB-TOT Allowances		3,983	4,931	7,000	49,000	49,000	49,000
PERSONAL EMOLUMENTS & ALLOWANCES		218,600	188,594	234,715	293,015	293,015	293,015
OTHER CHARGES							
BLOCK10 Travel & Subsistence							
0101100	Transport of Persons Within The Bahamas	0	0	0	1,000	1,000	1,000
0101200	Subsistence For Travellers In The Bahamas	0	0	0	1,000	1,000	1,000
0101500	Members Travel Allowances	441	7,022	8,000	16,800	16,800	16,800
0102100	Transport of Persons Outside The Bahamas	0	0	0	2,400	2,400	2,400
0102200	Subsistence For Travellers Out The Bahamas	4,400	0	1,000	1,000	1,000	1,000
SUB-TOT Travel & Subsistence		4,841	7,022	9,000	22,200	22,200	22,200
BLOCK60 SUPPLIES & MATERIALS							
0611100	Office Supplies & Stationery	0	0	0	800	800	800
0611700	Other Supplies & Materials	2,458	775	2,485	2,485	2,485	2,485
0612101	Staff Engagement	0	0	0	640	640	640
0612300	Food (for Human Consumption)	5,492	3,955	4,000	4,400	4,400	4,400
0612400	Ice & Drinking Water	0	0	0	400	400	400
SUB-TOT SUPPLIES & MATERIALS		7,950	4,730	6,485	8,725	8,725	8,725
BLOCK90 Grants, Fixed Charges & Special Financial Transactions							
0982300	VAT Expenses	0	0	1,000	1,000	1,000	1,000
BLOCK90 Grants, Fixed Charges & Special Financial Transactions		0	0	1,000	1,000	1,000	1,000
OTHER CHARGES		12,791	11,752	16,485	31,925	31,925	31,925
THE SENATE TOTAL EXPENSES		231,391	200,346	251,200	324,940	324,940	324,940

THE ACCOUNTING OFFICER FOR THIS HEAD IS THE SECRETARY TO THE CABINET



ITEM	TITLE OF ITEM	PROVISIONAL	EXPENDITURE	APPROVED		PRELIMINARY	PRELIMINARY
		ACTUAL	(PROVISIONAL)	ESTIMATES	ESTIMATES	FORECAST	FORECAST
		EXPENDITURE	JULY - MARCH			ESTIMATES	ESTIMATES
		2016/2017	2017/2018	2017/2018	2018/2019	2019/2020	2020/2021
		\$	\$	\$	\$	\$	\$
BLOCK01 Personal Emoluments							
0011000	Salary-Permanent/Pensionable (Monthly)	558,280	549,302	561,138	394,605	394,605	394,605
0011100	Salary Contract Workers (Monthly)	1,021,518	720,788	1,313,280	1,375,330	1,375,330	1,375,330
0017100	Overtime - Monthly Employees (General)	0	0	0	5,000	5,000	5,000
SUB-TOT Personal Emoluments		1,579,798	1,270,090	1,874,418	1,774,935	1,774,935	1,774,935
BLOCK02 Allowances							
0025100	Mileage Allowance	2,283	1,800	2,400	2,400	2,400	2,400
0025200	Transport/Drivers Allowance (Payroll)	3,600	2,700	4,100	4,100	4,100	4,100
0028100	Duty Allowance	15,583	26,907	34,800	31,800	31,800	31,800
0028400	Acting Allowance	2,260	3,133	4,000	4,000	4,000	4,000
0029700	Other Allowances	42	4,284	6,400	6,400	6,400	6,400
SUB-TOT Allowances		23,768	38,824	51,700	48,700	48,700	48,700
PERSONAL EMOLUMENTS & ALLOWANCES		1,603,566	1,308,914	1,926,118	1,823,635	1,823,635	1,823,635
OTHER CHARGES							
BLOCK10 Travel & Subsistence							
0101100	Transport of Persons Within The Bahamas	0	0	0	2,400	2,400	2,400
0101200	Subsistence For Travellers In The Bahamas	0	0	1,500	2,000	2,000	2,000
0101500	Members Travel Allowances	94,417	48,077	100,000	100,000	100,000	100,000
0102100	Transport of Persons Outside The Bahamas	0	0	0	10,000	10,000	10,000
0102200	Subsistence For Travellers Out The Bahamas	4,300	5,100	10,000	15,000	15,000	15,000
SUB-TOT Travel & Subsistence		98,717	53,177	111,500	129,400	129,400	129,400
BLOCK40 Printing & Reproduction							
0401100	Printing & Duplication	0	0	0	800	800	800
SUB-TOT Printing & Reproduction		0	0	0	800	800	800
BLOCK50 Other Contractual Services/Family Island Dev.							
0511300	Hansard Preparation	688	174	1,000	1,000	1,000	1,000
0511400	Electronic Hansard	180,000	118,800	180,000	180,000	180,000	180,000
0541990	Operation of Facilities or Other Services	3,587	5,646	4,000	15,000	15,000	15,000
0581900	Fees & Other Charges	0	819	1,000	1,500	1,500	1,500
SUB-TOT Other Contractual Services/Family Island Dev.		184,275	125,439	186,000	197,500	197,500	197,500
BLOCK60 SUPPLIES & MATERIALS							
0611100	Office Supplies & Stationery	0	0	0	2,000	2,000	2,000



ITEM	TITLE OF ITEM	PROVISIONAL	EXPENDITURE	APPROVED		PRELIMINARY	PRELIMINARY
		ACTUAL	(PROVISIONAL)	ESTIMATES	ESTIMATES	FORECAST	FORECAST
		EXPENDITURE	JULY - MARCH	ESTIMATES	ESTIMATES	ESTIMATES	ESTIMATES
		2016/2017	2017/2018	2017/2018	2018/2019	2019/2020	2020/2021
		\$	\$	\$	\$	\$	\$
0611200	Newspapers, Periodicals, Magazines, Etc.	0	0	0	800	800	800
0611300	Cleaning & Toilet Supplies	0	0	0	4,400	4,400	4,400
0611400	Computer Software Supplies & Solutions	0	0	0	1,200	1,200	1,200
0611700	Other Supplies & Materials	3,895	2,137	5,000	5,000	5,000	5,000
0612101	Staff Engagement	0	0	0	2,200	2,200	2,200
0612300	Food (for Human Consumption)	61,146	27,100	50,000	32,000	32,000	32,000
0612400	Ice & Drinking Water	868	301	1,500	1,440	1,440	1,440
0613100	Clothing & Clothing Supplies	1,174	0	1,000	3,200	3,200	3,200
SUB-TOT SUPPLIES & MATERIALS		67,083	29,538	57,500	52,240	52,240	52,240
BLOCK80 Repairs, Maintenance & Upkeep of Capital Assets							
0811110	Transportation Equipment Upkeep	4,556	0	1,000	1,000	1,000	1,000
0811180	Maintenance & Upkeep of Machinery	1,968	0	2,000	2,000	2,000	2,000
0831110	Maintenance - House of Assembly	3,000	945	3,000	3,000	3,000	3,000
SUB-TOT Repairs, Maintenance & Upkeep of Capital Assets		9,524	945	6,000	6,000	6,000	6,000
BLOCK90 Grants, Fixed Charges & Special Financial Transactions							
0982300	VAT Expenses	193	90	1,000	1,000	1,000	1,000
BLOCK90 Grants, Fixed Charges & Special Financial Transactions		193	90	1,000	1,000	1,000	1,000
BLOCK99 ITEMS NOT REPEATED							
0999900	Items Not Repeated	1,451	0	0	0	0	0
BLOCK99 ITEMS NOT REPEATED		1,451	0	0	0	0	0
OTHER CHARGES		361,243	209,189	362,000	386,940	386,940	386,940
HOUSE OF ASSEMBLY TOTAL EXPENSES		1,964,809	1,518,103	2,288,118	2,210,575	2,210,575	2,210,575

THE ACCOUNTING OFFICER FOR THIS HEAD IS THE SECRETARY TO THE CABINET



ITEM	TITLE OF ITEM	PROVISIONAL	EXPENDITURE	APPROVED		PRELIMINARY	PRELIMINARY
		ACTUAL	(PROVISIONAL)	ESTIMATES	ESTIMATES	FORECAST	FORECAST
		EXPENDITURE	JULY - MARCH			ESTIMATES	ESTIMATES
		2016/2017	2017/2018	2017/2018	2018/2019	2019/2020	2020/2021
		\$	\$	\$	\$	\$	\$
BLOCK01 Personal Emoluments							
0011000	Salary-Permanent/Pensionable (Monthly)	1,173,267	818,461	1,353,800	1,335,498	1,502,658	1,652,924
0011100	Salary Contract Workers (Monthly)	641,831	520,059	714,940	895,900	1,183,960	1,302,356
0015100	Regular Weekly Wages	3,865	5,944	10,000	10,000	10,000	10,000
0017100	Overtime - Monthly Employees (General)	0	0	0	5,000	5,000	5,000
0019510	National Insurance Contributions (Monthly Staff)	42,160	27,997	65,000	68,000	68,000	68,000
SUB-TOT Personal Emoluments		1,861,123	1,372,461	2,143,740	2,314,398	2,769,618	3,038,280
BLOCK02 Allowances							
0028100	Duty Allowance	3,600	900	3,600	3,600	3,600	3,600
0028300	Responsibility Allowance	20,929	20,493	30,000	30,000	30,000	30,000
0028400	Acting Allowance	-929	224	3,000	3,000	3,000	3,000
SUB-TOT Allowances		23,600	21,617	36,600	36,600	36,600	36,600
PERSONAL EMOLUMENTS & ALLOWANCES		1,884,723	1,394,078	2,180,340	2,350,998	2,806,218	3,074,880
OTHER CHARGES							
BLOCK10 Travel & Subsistence							
0101100	Transport of Persons Within The Bahamas	0	0	0	12,800	12,800	12,800
0101200	Subsistence For Travellers In The Bahamas	10,062	10,013	17,000	20,000	20,000	20,000
0101300	Mileage In The Bahamas	30,000	31,100	40,000	43,000	43,000	43,000
0102100	Transport of Persons Outside The Bahamas	0	0	0	15,000	15,000	15,000
0102200	Subsistence For Travellers Out The Bahamas	13,285	7,700	25,000	10,000	10,000	10,000
SUB-TOT Travel & Subsistence		53,347	48,813	82,000	100,800	100,800	100,800
BLOCK30 Rent, Communication & Utilities							
0301210	Office Rent Accommodation (General)	14,040	36,816	55,100	62,500	62,500	62,500
SUB-TOT Rent, Communication & Utilities		14,040	36,816	55,100	62,500	62,500	62,500
BLOCK40 Printing & Reproduction							
0401100	Printing & Duplication	0	0	0	200	200	200
SUB-TOT Printing & Reproduction		0	0	0	200	200	200
BLOCK50 Other Contractual Services/Family Island Dev.							
0521100	Development Contracts	30,416	12,604	20,000	20,000	24,000	26,400
0521200	Professional Services (Audit, Accounting)	73,417	24,319	100,000	100,000	100,000	100,000
0522400	Wkshops,Conferences,Seminars,Meetings & Exhibits	37,817	22,529	48,000	50,000	55,000	60,500
0522800	Tuition, Training, In-service Awards, Subsistence	4,620	0	7,000	10,000	10,000	11,000



ITEM	TITLE OF ITEM	PROVISIONAL	EXPENDITURE	APPROVED		PRELIMINARY	PRELIMINARY
		ACTUAL	(PROVISIONAL)	ESTIMATES	ESTIMATES	FORECAST	FORECAST
		EXPENDITURE	JULY - MARCH	ESTIMATES	ESTIMATES	ESTIMATES	ESTIMATES
	2016/2017	2017/2018	2017/2018	2018/2019	2019/2020	2020/2021	
	\$	\$	\$	\$	\$	\$	
0524100	Licencing & Inspection of Vehicles	1,795	975	2,000	2,000	2,000	2,000
0541630	Maintenance of Photocopying Machines	1,404	877	1,800	1,800	1,800	1,980
0541700	Janitorial Service Contracts	9,720	7,214	10,000	12,500	12,500	13,750
0581900	Fees & Other Charges	9,339	9,420	12,000	12,000	12,000	13,200
SUB-TOT Other Contractual Services/Family Island Dev.		168,528	77,938	200,800	208,300	217,300	228,830
BLOCK60 SUPPLIES & MATERIALS							
0611100	Office Supplies & Stationery	0	0	0	16,000	16,000	16,000
0611200	Newspapers, Periodicals, Magazines, Etc.	0	0	0	640	640	640
0611300	Cleaning & Toilet Supplies	0	0	0	800	800	800
0611400	Computer Software Supplies & Solutions	0	0	0	2,000	2,000	2,000
0611700	Other Supplies & Materials	1,933	1,432	2,500	2,500	3,000	3,300
0612101	Staff Engagement	0	0	0	2,520	2,520	2,520
0612300	Food (for Human Consumption)	780	255	2,500	1,600	1,600	1,600
0613100	Clothing & Clothing Supplies	1,000	158	1,500	1,500	1,500	1,650
SUB-TOT SUPPLIES & MATERIALS		3,713	1,845	6,500	27,560	28,060	28,510
BLOCK80 Repairs, Maintenance & Upkeep of Capital Assets							
0811110	Transportation Equipment Upkeep	1,618	4,510	10,000	10,000	10,000	30,000
SUB-TOT Repairs, Maintenance & Upkeep of Capital Assets		1,618	4,510	10,000	10,000	10,000	30,000
BLOCK90 Grants, Fixed Charges & Special Financial Transactions							
0982300	VAT Expenses	828	492	1,000	1,000	1,000	1,100
BLOCK90 Grants, Fixed Charges & Special Financial Transactions		828	492	1,000	1,000	1,000	1,100
BLOCK99 ITEMS NOT REPEATED							
0999900	Items Not Repeated	6,940	2,000	12,000	0	0	0
BLOCK99 ITEMS NOT REPEATED		6,940	2,000	12,000	0	0	0
OTHER CHARGES		249,014	172,414	367,400	410,360	419,860	451,940
DEPARTMENT OF THE AUDITOR GENERAL TOTAL EXPENSES		2,133,737	1,566,492	2,547,740	2,761,358	3,226,078	3,526,820

THE ACCOUNTING OFFICER FOR THIS HEAD IS THE AUDITOR GENERAL

[Head 005] **MINISTRY OF PUBLIC
SERVICE & NATIONAL INSURANCE**



ITEM	TITLE OF ITEM	PROVISIONAL EXPENDITURE		APPROVED ESTIMATES	ESTIMATES	PRELIMINARY FORECAST ESTIMATES	PRELIMINARY FORECAST ESTIMATES
		ACTUAL EXPENDITURE	(PROVISIONAL) EXPENDITURE				
		2016/2017 \$	JULY - MARCH 2017/2018 \$	2017/2018 \$	2018/2019 \$	2019/2020 \$	2020/2021 \$
BLOCK01 Personal Emoluments							
0011000	Salary-Permanent/Pensionable (Monthly)	4,058,861	3,071,025	4,754,400	4,742,400	4,742,400	4,742,400
0011100	Salary Contract Workers (Monthly)	105,085	207,617	421,000	300,000	421,000	421,000
0012100	Global Provisions - Promotions	0	0	0	7,000,000	7,000,000	7,000,000
0014100	Global Provision - New Appts - Monthly Employees	0	0	0	8,000,000	8,000,000	8,000,000
0014105	New Appointments - College Recruits	0	0	0	4,000,000	4,000,000	4,000,000
0015300	Special Employment Projects	0	0	0	12,000,000	12,000,000	12,000,000
0016200	Honoraria	291,907	104,706	200,000	200,000	200,000	200,000
0017100	Overtime - Monthly Employees (General)	0	0	0	28,600	28,600	28,600
SUB-TOT Personal Emoluments		4,455,853	3,383,348	5,375,400	36,271,000	36,392,000	36,392,000
BLOCK02 Allowances							
0025100	Mileage Allowance	0	0	0	12,000	12,000	12,000
0025200	Transport/Drivers Allowance (Payroll)	4,550	2,701	5,400	3,600	3,600	3,600
0028100	Duty Allowance	4,000	0	5,000	5,000	5,000	5,000
0028300	Responsibility Allowance	26,018	28,989	35,000	35,000	35,000	35,000
0028400	Acting Allowance	2,908	5,628	10,000	10,000	10,000	10,000
0029700	Other Allowances	89	319	2,100	2,100	2,100	2,100
SUB-TOT Allowances		37,565	37,637	57,500	67,700	67,700	67,700
PERSONAL EMOLUMENTS & ALLOWANCES		4,493,418	3,420,985	5,432,900	36,338,700	36,459,700	36,459,700
OTHER CHARGES							
BLOCK10 Travel & Subsistence							
0101100	Transport of Persons Within The Bahamas	0	85	0	3,268	3,268	3,268
0101200	Subsistence For Travellers In The Bahamas	109	1,370	1,500	1,500	1,500	1,500
0101300	Mileage In The Bahamas	1,500	1,500	2,000	2,000	2,000	2,000
0102100	Transport of Persons Outside The Bahamas	0	0	0	7,880	7,880	7,880
0102200	Subsistence For Travellers Out The Bahamas	180	1,680	1,000	1,000	1,000	1,000
0102500	Staff - Overseas Recruitment	8,023	4,023	11,000	11,000	11,000	11,000
SUB-TOT Travel & Subsistence		9,812	8,658	15,500	26,648	26,648	26,648
BLOCK20 Transportation of Things							
0201200	Freight & Express	0	0	1,000	1,000	1,000	1,000
SUB-TOT Transportation of Things		0	0	1,000	1,000	1,000	1,000
BLOCK30 Rent, Communication & Utilities							
0301210	Office Rent Accommodation (General)	23,845,470	16,436,468	25,597,193	28,289,007	28,289,007	34,692,007
0301220	Office Rent - Freeport, Grand Bahama	264,836	223,969	377,600	377,600	377,600	377,600
0301230	Office Rent - Mosko Building	469,620	548,550	487,600	788,400	487,600	487,600

[Head 005] MINISTRY OF PUBLIC SERVICE & NATIONAL INSURANCE



ITEM	TITLE OF ITEM	PROVISIONAL EXPENDITURE		APPROVED ESTIMATES	ESTIMATES	PRELIMINARY FORECAST ESTIMATES	PRELIMINARY FORECAST ESTIMATES
		ACTUAL EXPENDITURE	(PROVISIONAL) EXPENDITURE				
		2016/2017 \$	JULY - MARCH 2017/2018 \$	2017/2018 \$	2018/2019 \$	2019/2020 \$	2020/2021 \$
0301270	Office Rent - N.I.B.	10,532,745	0	16,500,000	16,500,000	16,500,000	16,500,000
SUB-TOT Rent, Communication & Utilities		35,112,671	17,208,987	42,962,393	45,955,007	45,654,207	52,057,207
BLOCK40 Printing & Reproduction							
0401100	Printing & Duplication	0	0	0	18,360	18,360	38,360
SUB-TOT Printing & Reproduction		0	0	0	18,360	18,360	38,360
BLOCK50 Other Contractual Services/Family Island Dev.							
0511100	Publication of Notices, Ads & Broadcast Time	0	0	0	1,020	1,020	1,020
0521100	Development Contracts	412,325	352,368	200,000	200,000	200,000	200,000
0522400	Wkshops,Conferences,Seminars,Meetings & Exhibits	1,360	5,316	4,000	4,000	4,000	4,000
0524100	Licencing & Inspection of Vehicles	0	0	1,000	1,000	1,000	1,000
0541990	Operation of Facilities or Other Services	21,052	7,000	33,000	33,000	33,000	33,000
0542550	Security Services Contract	24,600	17,840	40,000	96,000	96,000	96,000
0543230	Public Service Commission	14,906	3,183	24,000	24,000	24,000	24,000
0575300	Insurance Premiums - Overseas Personnel	1,673,010	1,522,761	1,658,000	2,005,000	1,658,000	2,005,000
0575400	Insurance Premiums - Medical Health Insurance	77,101,822	52,882,634	70,000,000	70,000,000	70,000,000	70,000,000
0581900	Fees & Other Charges	5,235	2,604	9,000	9,000	9,000	9,000
SUB-TOT Other Contractual Services/Family Island Dev.		79,254,310	54,793,706	71,969,000	72,373,020	72,026,020	72,373,020
BLOCK60 SUPPLIES & MATERIALS							
0611100	Office Supplies & Stationery	0	0	0	40,000	20,400	20,400
0611200	Newspapers, Periodicals, Magazines, Etc.	4,565	4,292	6,000	6,324	6,324	6,324
0611300	Cleaning & Toilet Supplies	0	0	0	10,200	10,200	10,200
0611700	Other Supplies & Materials	2,309	1,012	3,000	3,000	3,000	3,000
0612101	Staff Engagement	0	0	0	5,520	5,520	5,520
0612300	Food (for Human Consumption)	0	0	0	3,400	3,400	3,400
0612400	Ice & Drinking Water	0	0	0	2,800	2,800	2,800
0613100	Clothing & Clothing Supplies	21	707	1,000	2,040	2,040	2,040
SUB-TOT SUPPLIES & MATERIALS		6,895	6,011	10,000	73,284	53,684	53,684
BLOCK80 Repairs, Maintenance & Upkeep of Capital Assets							
0811110	Transportation Equipment Upkeep	3,909	2,753	7,000	7,000	8,000	18,000
0831720	Maintenance of NIB Buildings	839,649	0	850,000	850,000	850,000	850,000
SUB-TOT Repairs, Maintenance & Upkeep of Capital Assets		843,558	2,753	857,000	857,000	858,000	868,000
BLOCK90 Grants, Fixed Charges & Special Financial Transactions							
0911931	Public Sector Reform	244,110	13,305	150,000	1,027,900	880,000	880,000
0911980	Public Service Week	90,329	812	120,000	120,000	120,000	120,000
0921200	Pensions to Officials	90,063,937	70,117,129	95,000,000	100,000,000	95,000,000	100,000,000
0922200	Public Officials/Staff Gratuities	26,312,295	20,893,605	33,000,000	33,000,000	31,500,000	40,000,000

[Head 005] **MINISTRY OF PUBLIC
SERVICE & NATIONAL INSURANCE**



ITEM	TITLE OF ITEM	PROVISIONAL EXPENDITURE				PRELIMINARY	PRELIMINARY
		ACTUAL	(PROVISIONAL)	APPROVED		FORECAST	FORECAST
		EXPENDITURE	EXPENDITURE	ESTIMATES	ESTIMATES	ESTIMATES	ESTIMATES
		JULY - MARCH					
		2016/2017	2017/2018	2017/2018	2018/2019	2019/2020	2020/2021
		\$	\$	\$	\$	\$	\$
0933300	Allowance In-Service Awards	1,533	0	50,000	50,000	50,000	50,000
0933310	Tuition Reimbursement	0	9,845	25,000	25,000	25,000	25,000
0982300	VAT Expenses	710	0	1,000	1,000	1,000	1,000
BLOCK90 Grants, Fixed Charges & Special Financial Transactions		116,712,914	91,034,696	128,346,000	134,223,900	127,576,000	141,076,000
OTHER CHARGES		231,940,160	163,054,811	244,160,893	253,528,219	246,213,919	266,493,919
MINISTRY OF PUBLIC SERVICE & NATIONAL IN TOTAL EXPENSES		236,433,578	166,475,796	249,593,793	289,866,919	282,673,619	302,953,619

THE ACCOUNTING OFFICER FOR THIS HEAD IS THE PERMANENT SECRETARY

[Head 006] CABINET OFFICE



ITEM	TITLE OF ITEM	PROVISIONAL EXPENDITURE		APPROVED ESTIMATES	ESTIMATES	PRELIMINARY FORECAST ESTIMATES	PRELIMINARY FORECAST ESTIMATES
		ACTUAL EXPENDITURE	(PROVISIONAL) EXPENDITURE				
		2016/2017 \$	JULY - MARCH 2017/2018 \$	2017/2018 \$	2018/2019 \$	2019/2020 \$	2020/2021 \$
BLOCK01 Personal Emoluments							
0011000	Salary-Permanent/Pensionable (Monthly)	2,252,090	1,741,485	2,170,900	2,192,385	2,192,385	2,192,385
0011100	Salary Contract Workers (Monthly)	27,741	4,947	252,600	254,750	254,750	254,750
0016200	Honoraria	1,500	1,167	1,500	1,500	1,500	1,500
0017100	Overtime - Monthly Employees (General)	0	0	0	9,081	9,081	9,081
0018100	Other Compensations	0	792	1,000	1,000	1,000	1,000
SUB-TOT Personal Emoluments		2,281,331	1,748,391	2,426,000	2,458,716	2,458,716	2,458,716
BLOCK02 Allowances							
0021200	Housing Allowance	12,655	10,593	12,900	12,900	12,900	12,900
0025100	Mileage Allowance	2,150	1,750	4,000	4,000	4,000	4,000
0028210	Aide-Former Prime Minister,Governor General & Spouses	28,816	24,984	26,700	45,300	45,300	45,300
0028300	Responsibility Allowance	85,877	69,503	91,000	94,000	94,000	94,000
0028400	Acting Allowance	1,153	1,131	1,500	1,500	1,500	1,500
0029420	Allowance - Aides to Prime Minister	26,095	19,432	27,900	27,900	27,900	27,900
SUB-TOT Allowances		156,746	127,393	164,000	185,600	185,600	185,600
PERSONAL EMOLUMENTS & ALLOWANCES		2,438,077	1,875,784	2,590,000	2,644,316	2,644,316	2,644,316
OTHER CHARGES							
BLOCK10 Travel & Subsistence							
0101100	Transport of Persons Within The Bahamas	0	0	0	5,000	5,000	5,000
0101200	Subsistence For Travellers In The Bahamas	0	0	0	5,000	5,000	5,000
0102100	Transport of Persons Outside The Bahamas	0	0	0	52,000	52,000	52,000
0102200	Subsistence For Travellers Out The Bahamas	3,253	1,200	5,000	5,000	5,000	5,000
SUB-TOT Travel & Subsistence		3,253	1,200	5,000	67,000	67,000	67,000
BLOCK40 Printing & Reproduction							
0401100	Printing & Duplication	0	0	0	7,200	7,200	17,200
SUB-TOT Printing & Reproduction		0	0	0	7,200	7,200	17,200
BLOCK50 Other Contractual Services/Family Island Dev.							
0511100	Publication of Notices, Ads & Broadcast Time	69,205	58,982	90,000	80,000	80,000	80,000
0524100	Licencing & Inspection of Vehicles	0	40	2,300	2,300	2,300	2,300
0541630	Maintenance of Photocopying Machines	711	0	1,000	1,000	1,000	1,000
0541990	Operation of Facilities or Other Services	14,582	8,372	15,000	15,000	15,000	15,000
0542420	National Events	2,093,792	1,012,157	1,300,000	1,000,000	1,000,000	1,000,000
0581900	Fees & Other Charges	5,795	1,861	3,000	3,000	3,000	3,000
SUB-TOT Other Contractual Services/Family Island Dev.		2,184,085	1,081,412	1,411,300	1,101,300	1,101,300	1,101,300

[Head 006] CABINET OFFICE



ITEM	TITLE OF ITEM	PROVISIONAL EXPENDITURE		APPROVED ESTIMATES	ESTIMATES	PRELIMINARY FORECAST ESTIMATES	PRELIMINARY FORECAST ESTIMATES
		ACTUAL EXPENDITURE	(PROVISIONAL) EXPENDITURE				
		2016/2017 \$	JULY - MARCH 2017/2018 \$	2017/2018 \$	2018/2019 \$	2019/2020 \$	2020/2021 \$
BLOCK60 SUPPLIES & MATERIALS							
0611100	Office Supplies & Stationery	0	0	0	14,000	14,000	14,000
0611200	Newspapers, Periodicals, Magazines, Etc.	778	401	1,000	3,200	3,200	3,200
0611300	Cleaning & Toilet Supplies	0	0	0	5,600	5,600	5,600
0611400	Computer Software Supplies & Solutions	762	13	1,000	1,600	1,600	1,600
0611700	Other Supplies & Materials	1,790	992	2,500	2,500	2,500	2,500
0612101	Staff Engagement	0	0	0	2,880	2,880	2,880
0612300	Food (for Human Consumption)	6,978	5,925	9,000	9,600	9,600	9,600
0612400	Ice & Drinking Water	1,543	0	2,000	2,400	2,400	2,400
0613100	Clothing & Clothing Supplies	2,175	1,630	2,500	2,000	2,000	2,000
SUB-TOT SUPPLIES & MATERIALS		14,026	8,961	18,000	43,780	43,780	43,780
BLOCK80 Repairs, Maintenance & Upkeep of Capital Assets							
0811110	Transportation Equipment Upkeep	7,032	5,665	10,000	10,000	10,000	30,000
0811180	Maintenance & Upkeep of Machinery	1,559	60	2,000	2,000	2,000	2,000
0811300	Maintenance-Comp./Bus. Machines&Equip	656	49	1,000	1,000	1,000	1,000
0812100	Office Furniture Upkeep	203	296	1,000	1,000	1,000	1,000
0831710	Churchill/Adderley Buildings	18,022	6,085	28,000	28,000	28,000	28,000
SUB-TOT Repairs, Maintenance & Upkeep of Capital Assets		27,472	12,155	42,000	42,000	42,000	62,000
BLOCK90 Grants, Fixed Charges & Special Financial Transactions							
0911510	Bahamas Air Sea Rescue Association	50,000	50,000	50,000	50,000	50,000	50,000
0911525	Bahamas National Trust	1,500,000	1,500,000	1,500,000	1,500,000	1,500,000	1,500,000
0911726	Department of NEMA	1,179,497	177,553	1,000,000	1,000,000	1,000,000	1,000,000
0911913	Bahamas Humane Society	50,000	50,000	50,000	50,000	50,000	50,000
0911919	Administration - Public Disclosure Commission	36,556	13,488	40,000	200,000	200,000	200,000
0911924	Administration - Government Publications	32,258	568	10,000	10,000	10,000	10,000
0912501	International Conferences	22,453	20,041	70,000	70,000	70,000	70,000
0982300	VAT Expenses	175	0	1,000	1,000	1,000	1,000
0991200	Provision For Contingencies	777,787	472,657	500,000	600,000	600,000	600,000
BLOCK90 Grants, Fixed Charges & Special Financial Transactions		3,648,726	2,284,307	3,221,000	3,481,000	3,481,000	3,481,000
BLOCK99 ITEMS NOT REPEATED							
0999900	Items Not Repeated	84,086	0	0	0	0	0
BLOCK99 ITEMS NOT REPEATED		84,086	0	0	0	0	0
OTHER CHARGES		5,961,648	3,388,035	4,697,300	4,742,280	4,742,280	4,772,280
CABINET OFFICE TOTAL EXPENSES		8,399,725	5,263,819	7,287,300	7,386,596	7,386,596	7,416,596

THE ACCOUNTING OFFICER FOR THIS HEAD IS THE SECRETARY TO THE CABINET

**[Head 007] OFFICE OF THE ATTORNEY
GENERAL AND MINISTRY OF LEGAL AFFAIRS**



ITEM	TITLE OF ITEM	PROVISIONAL	EXPENDITURE	APPROVED		PRELIMINARY	PRELIMINARY
		ACTUAL	(PROVISIONAL)	ESTIMATES	ESTIMATES	FORECAST	FORECAST
		EXPENDITURE	JULY - MARCH			ESTIMATES	ESTIMATES
		2016/2017	2017/2018	2017/2018	2018/2019	2019/2020	2020/2021
		\$	\$	\$	\$	\$	\$
BLOCK01 Personal Emoluments							
0011000	Salary-Permanent/Pensionable (Monthly)	8,450,065	6,058,735	7,407,800	7,064,345	7,076,320	7,133,820
0011100	Salary Contract Workers (Monthly)	864,072	887,632	1,999,400	1,691,887	1,691,887	1,691,887
0017100	Overtime - Monthly Employees (General)	0	0	0	20,335	20,335	20,335
SUB-TOT Personal Emoluments		9,314,137	6,946,367	9,407,200	8,776,567	8,788,542	8,846,042
BLOCK02 Allowances							
0021200	Housing Allowance	56,452	42,161	50,000	50,000	50,000	50,000
0021700	Scarcity Allowance	284,810	231,213	375,000	375,000	375,000	375,000
0025200	Transport/Drivers Allowance (Payroll)	14,360	6,975	12,600	12,600	12,600	12,600
0028100	Duty Allowance	8,132	7,500	10,000	10,000	10,000	10,000
0028300	Responsibility Allowance	105,734	75,708	111,500	111,500	111,500	111,500
0028400	Acting Allowance	8,622	664	10,000	10,000	10,000	10,000
SUB-TOT Allowances		478,110	364,221	569,100	569,100	569,100	569,100
PERSONAL EMOLUMENTS & ALLOWANCES		9,792,247	7,310,588	9,976,300	9,345,667	9,357,642	9,415,142
OTHER CHARGES							
BLOCK10 Travel & Subsistence							
0101100	Transport of Persons Within The Bahamas	0	0	0	75,000	75,000	75,000
0101200	Subsistence For Travellers In The Bahamas	100,950	50,844	100,000	100,000	100,000	100,000
0101300	Mileage In The Bahamas	88,610	68,984	94,000	94,000	94,000	94,000
0102100	Transport of Persons Outside The Bahamas	0	0	0	25,000	25,000	25,000
0102200	Subsistence For Travellers Out The Bahamas	42,400	43,791	45,000	24,000	24,000	24,000
SUB-TOT Travel & Subsistence		231,960	163,619	239,000	318,000	318,000	318,000
BLOCK20 Transportation of Things							
0201100	Local Transportation of Goods	0	0	1,000	1,000	1,000	1,000
0201200	Freight & Express	7,020	4,616	9,000	9,000	9,000	9,000
SUB-TOT Transportation of Things		7,020	4,616	10,000	10,000	10,000	10,000
BLOCK30 Rent, Communication & Utilities							
0301120	Rent - Living Accommodation (General)	36,750	26,250	40,000	40,000	40,000	40,000
0302100	Postage, Postal Machines & Services	780	374	2,500	1,500	1,500	1,500
SUB-TOT Rent, Communication & Utilities		37,530	26,624	42,500	41,500	41,500	41,500
BLOCK40 Printing & Reproduction							
0401100	Printing & Duplication	0	0	0	12,000	12,000	27,000

**[Head 007] OFFICE OF THE ATTORNEY
GENERAL AND MINISTRY OF LEGAL AFFAIRS**



ITEM	TITLE OF ITEM	PROVISIONAL EXPENDITURE		APPROVED ESTIMATES	ESTIMATES	PRELIMINARY FORECAST ESTIMATES	PRELIMINARY FORECAST ESTIMATES
		ACTUAL EXPENDITURE	(PROVISIONAL)				
		2016/2017 \$	JULY - MARCH 2017/2018 \$	2017/2018 \$	2018/2019 \$	2019/2020 \$	2020/2021 \$
SUB-TOT Printing & Reproduction		0	0	0	12,000	12,000	27,000
BLOCK50 Other Contractual Services/Family Island Dev.							
0511100	Publication of Notices, Ads & Broadcast Time	1,560	3,960	6,000	4,000	4,000	4,000
0521100	Development Contracts	7,344,689	1,529,437	2,000,000	5,000,000	5,000,000	5,000,000
0522400	Wkshps,Conferences,Seminars,Meetings & Exhibits	6,958	13,542	10,000	10,000	10,000	10,000
0522800	Tuition, Training, In-service Awards, Subsistence	33,631	6,104	10,000	10,000	10,000	10,000
0524100	Licencing & Inspection of Vehicles	5,666	2,591	6,000	6,000	6,000	6,000
0541200	Storage & Maintenance of Vehicles (By Contract)	780	660	1,000	1,000	1,000	1,000
0541400	Repairs & Alterations (By Contract)	9,208	5,571	11,000	11,000	11,000	11,000
0541990	Operation of Facilities or Other Services	206,056	119,733	172,000	172,000	172,000	172,000
0542610	Legal Aid	34,877	18,186	45,000	45,000	45,000	45,000
0581900	Fees & Other Charges	115,055	32,923	50,000	50,000	50,000	50,000
SUB-TOT Other Contractual Services/Family Island Dev.		7,758,480	1,732,707	2,311,000	5,309,000	5,309,000	5,309,000
BLOCK60 SUPPLIES & MATERIALS							
0611100	Office Supplies & Stationery	0	0	0	32,000	32,000	32,000
0611200	Newspapers, Periodicals, Magazines, Etc.	3,080	1,980	3,000	7,200	7,200	7,200
0611300	Cleaning & Toilet Supplies	0	0	0	16,000	16,000	16,000
0611700	Other Supplies & Materials	921	1,767	5,000	5,000	5,000	5,000
0612101	Staff Engagement	0	0	0	8,800	8,800	8,800
0612300	Food (for Human Consumption)	0	0	0	16,000	16,000	16,000
0612400	Ice & Drinking Water	0	0	0	4,000	4,000	4,000
SUB-TOT SUPPLIES & MATERIALS		4,001	3,747	8,000	89,000	89,000	89,000
BLOCK80 Repairs, Maintenance & Upkeep of Capital Assets							
0811110	Transportation Equipment Upkeep	24,230	17,315	25,000	30,000	25,000	50,000
SUB-TOT Repairs, Maintenance & Upkeep of Capital Assets		24,230	17,315	25,000	30,000	25,000	50,000
BLOCK90 Grants, Fixed Charges & Special Financial Transactions							
0911164	Bahamas Law School	2,239,583	1,583,138	2,500,000	2,000,000	1,000,000	500,000
0911724	Bahamas Industrial Tribunal	128,075	35,542	150,000	150,000	150,000	150,000
0911904	Freedom of Information	0	0	0	1,055,000	1,055,000	1,055,000
0911929	Cellular Liberalization	0	0	0	100,000	100,000	100,000
0982300	VAT Expenses	183	0	1,000	1,000	1,000	1,000
BLOCK90 Grants, Fixed Charges & Special Financial Transactions		2,367,841	1,618,680	2,651,000	3,306,000	2,306,000	1,806,000
BLOCK99 ITEMS NOT REPEATED							
0999900	Items Not Repeated	1,074	0	0	0	0	0
BLOCK99 ITEMS NOT REPEATED		1,074	0	0	0	0	0

**[Head 007] OFFICE OF THE ATTORNEY
GENERAL AND MINISTRY OF LEGAL AFFAIRS**



ITEM	TITLE OF ITEM	PROVISIONAL EXPENDITURE				PRELIMINARY	PRELIMINARY
		ACTUAL	(PROVISIONAL)	APPROVED		FORECAST	FORECAST
		EXPENDITURE	EXPENDITURE	ESTIMATES	ESTIMATES	ESTIMATES	ESTIMATES
		JULY - MARCH					
		2016/2017	2017/2018	2017/2018	2018/2019	2019/2020	2020/2021
		\$	\$	\$	\$	\$	\$
OTHER CHARGES		10,432,136	3,567,308	5,286,500	9,115,500	8,110,500	7,650,500
ATTORNEY GENERAL'S OFFICE TOTAL EXPENSES		20,224,383	10,877,896	15,262,800	18,461,167	17,468,142	17,065,642

THE ACCOUNTING OFFICER FOR THIS HEAD IS THE PERMANENT SECRETARY

**[Head 008] OFFICE OF THE JUDICIAL
(SUPREME AND MAGISTRATES' COURTS)**



ITEM	TITLE OF ITEM	PROVISIONAL EXPENDITURE		APPROVED ESTIMATES	ESTIMATES	PRELIMINARY FORECAST ESTIMATES	PRELIMINARY FORECAST ESTIMATES
		ACTUAL EXPENDITURE	(PROVISIONAL) EXPENDITURE				
		2016/2017 \$	JULY - MARCH 2017/2018 \$	2017/2018 \$	2018/2019 \$	2019/2020 \$	2020/2021 \$
BLOCK01 Personal Emoluments							
0011000	Salary-Permanent/Pensionable (Monthly)	9,244,674	6,574,304	7,470,000	7,434,538	7,410,287	7,314,844
0011100	Salary Contract Workers (Monthly)	1,313,895	991,253	2,682,000	2,445,700	2,445,700	2,455,700
0016200	Honoraria	43,750	16,964	174,900	30,900	30,900	30,900
0017100	Overtime - Monthly Employees (General)	0	0	0	1,000	1,000	1,000
SUB-TOT Personal Emoluments		10,602,319	7,582,521	10,326,900	9,912,138	9,887,887	9,802,444
BLOCK02 Allowances							
0021200	Housing Allowance	496,392	430,526	500,000	1,000,000	1,000,000	1,000,000
0021700	Scarcity Allowance	478,274	372,936	565,000	565,000	565,000	565,000
0023100	Educational Allowance	5,000	0	100,000	100,000	100,000	100,000
0023300	Technical Allowance	0	0	3,000	3,000	3,000	3,000
0025100	Mileage Allowance	33,776	38,050	90,000	90,000	90,000	90,000
0025200	Transport/Drivers Allowance (Payroll)	47,414	35,135	55,000	55,000	55,000	55,000
0028300	Responsibility Allowance	312,640	287,097	350,000	350,000	350,000	350,000
0028400	Acting Allowance	14,575	12,139	16,500	16,500	16,500	16,500
0029600	Official Entertainment Allowance	9,167	7,500	10,000	10,000	10,000	10,000
0029700	Other Allowances	45,749	31,842	40,000	50,000	50,000	50,000
SUB-TOT Allowances		1,442,987	1,215,225	1,729,500	2,239,500	2,239,500	2,239,500
PERSONAL EMOLUMENTS & ALLOWANCES		12,045,306	8,797,746	12,056,400	12,151,638	12,127,387	12,041,944
OTHER CHARGES							
BLOCK10 Travel & Subsistence							
0101100	Transport of Persons Within The Bahamas	0	0	0	49,100	49,100	49,100
0101200	Subsistence For Travellers In The Bahamas	35,021	20,830	20,000	20,000	20,000	20,000
0101300	Mileage In The Bahamas	5,650	4,300	6,000	6,000	6,000	6,000
0102100	Transport of Persons Outside The Bahamas	0	0	0	25,000	25,000	25,000
0102200	Subsistence For Travellers Out The Bahamas	14,590	13,270	20,000	20,000	20,000	20,000
SUB-TOT Travel & Subsistence		55,261	38,400	46,000	120,100	120,100	120,100
BLOCK30 Rent, Communication & Utilities							
0301120	Rent - Living Accommodation (General)	139,100	68,200	106,000	106,000	111,300	116,865
SUB-TOT Rent, Communication & Utilities		139,100	68,200	106,000	106,000	111,300	116,865
BLOCK40 Printing & Reproduction							
0401100	Printing & Duplication	0	0	0	9,000	9,000	19,000
0401200	Binding Operations	5,720	0	25,000	10,000	10,500	11,025
SUB-TOT Printing & Reproduction		5,720	0	25,000	19,000	19,500	30,025

[Head 008] OFFICE OF THE JUDICIAL (SUPREME AND MAGISTRATES' COURTS)



ITEM	TITLE OF ITEM	PROVISIONAL EXPENDITURE		APPROVED ESTIMATES	ESTIMATES	PRELIMINARY FORECAST ESTIMATES	PRELIMINARY FORECAST ESTIMATES
		ACTUAL EXPENDITURE	(PROVISIONAL) EXPENDITURE				
		2016/2017 \$	JULY - MARCH 2017/2018 \$	2017/2018 \$	2018/2019 \$	2019/2020 \$	2020/2021 \$
BLOCK50 Other Contractual Services/Family Island Dev.							
0511100	Publication of Notices, Ads & Broadcast Time	0	10,884	2,000	68,000	68,000	68,000
0521100	Development Contracts	0	0	14,000	4,000	4,200	4,410
0521200	Professional Services (Audit, Accounting)	0	0	1,000	1,000	1,050	1,103
0521800	Jurors/Witness Services	533,686	212,091	500,000	500,000	500,000	500,000
0522400	Wkshps,Conferences,Seminars,Meetings & Exhibits	7,604	4,047	11,000	11,000	11,550	12,128
0522800	Tuition, Training, In-service Awards, Subsistence	29,620	3,770	20,000	5,000	5,000	5,000
0524100	Licencing & Inspection of Vehicles	3,000	760	4,000	4,000	4,200	4,200
0541400	Repairs & Alterations (By Contract)	0	0	1,000	1,000	1,050	1,103
0541990	Operation of Facilities or Other Services	290,131	108,757	200,000	200,000	210,000	220,500
0542610	Legal Aid	537,563	370,163	600,000	600,000	600,000	600,000
0581900	Fees & Other Charges	5,508	27,027	8,121	8,121	8,527	8,953
SUB-TOT Other Contractual Services/Family Island Dev.		1,407,112	737,499	1,361,121	1,402,121	1,413,577	1,425,397
BLOCK60 SUPPLIES & MATERIALS							
0611100	Office Supplies & Stationery	0	0	0	23,200	23,200	23,200
0611200	Newspapers, Periodicals, Magazines, Etc.	2,479	2,466	7,000	6,400	6,400	6,400
0611300	Cleaning & Toilet Supplies	0	0	0	10,200	10,200	10,200
0611400	Computer Software Supplies & Solutions	328	0	1,000	800	800	800
0611700	Other Supplies & Materials	1,968	804	2,500	2,500	2,625	2,756
0612101	Staff Engagement	0	0	0	7,720	7,720	7,720
0612300	Food (for Human Consumption)	0	0	0	2,400	2,400	2,400
0612400	Ice & Drinking Water	0	0	0	3,840	3,840	3,840
0613100	Clothing & Clothing Supplies	160	0	1,000	13,600	13,600	13,600
SUB-TOT SUPPLIES & MATERIALS		4,935	3,270	11,500	70,660	70,785	70,916
BLOCK80 Repairs, Maintenance & Upkeep of Capital Assets							
0811110	Transportation Equipment Upkeep	11,919	6,675	10,000	10,000	10,500	36,025
0812100	Office Furniture Upkeep	34	0	1,000	1,000	1,050	1,103
0831210	Maintenance - Supreme Courts	2,422	1,127	5,000	5,000	5,250	5,513
SUB-TOT Repairs, Maintenance & Upkeep of Capital Assets		14,375	7,802	16,000	16,000	16,800	42,641
BLOCK90 Grants, Fixed Charges & Special Financial Transactions							
0911536	Judicial Service Commission Operational Expenses	0	0	5,000	3,000	3,150	3,308
0911994	Operational Expenses - Magistrates' Courts	760,719	135,154	600,000	600,000	600,000	600,000
0933300	Allowance In-Service Awards	115	0	14,500	5,000	5,250	5,513
0982300	VAT Expenses	0	311	1,000	1,000	1,000	1,000
BLOCK90 Grants, Fixed Charges & Special Financial Transactions		760,834	135,465	620,500	609,000	609,400	609,821
BLOCK99 ITEMS NOT REPEATED							
0999900	Items Not Repeated	0	0	221,000	0	0	0

[Head 008] OFFICE OF THE JUDICIAL (SUPREME AND MAGISTRATES' COURTS)



ITEM	TITLE OF ITEM	PROVISIONAL EXPENDITURE				PRELIMINARY	PRELIMINARY
		ACTUAL	(PROVISIONAL)	APPROVED		FORECAST	FORECAST
		EXPENDITURE	EXPENDITURE	ESTIMATES	ESTIMATES	ESTIMATES	ESTIMATES
		JULY - MARCH					
		2016/2017	2017/2018	2017/2018	2018/2019	2019/2020	2020/2021
		\$	\$	\$	\$	\$	\$
BLOCK99 ITEMS NOT REPEATED		0	0	221,000	0	0	0
OTHER CHARGES		2,387,337	990,636	2,407,121	2,342,881	2,361,462	2,415,765
OFFICE OF THE JUDICIAL (COURTS) TOTAL EXPENSES		14,432,643	9,788,382	14,463,521	14,494,519	14,488,849	14,457,709

THE ACCOUNTING OFFICER FOR THIS HEAD IS THE REGISTRAR

[Head 009] COURT OF APPEAL



ITEM	TITLE OF ITEM	PROVISIONAL	EXPENDITURE	APPROVED		PRELIMINARY	PRELIMINARY
		ACTUAL	(PROVISIONAL)	ESTIMATES	ESTIMATES	FORECAST	FORECAST
		EXPENDITURE	EXPENDITURE	ESTIMATES	ESTIMATES	ESTIMATES	ESTIMATES
		JULY - MARCH					
		2016/2017	2017/2018	2017/2018	2018/2019	2019/2020	2020/2021
		\$	\$	\$	\$	\$	\$
BLOCK01 Personal Emoluments							
0011000	Salary-Permanent/Pensionable (Monthly)	1,131,005	970,214	1,489,594	1,172,411	1,242,635	1,247,916
0011100	Salary Contract Workers (Monthly)	7,347	0	169,650	161,750	161,750	161,750
0017100	Overtime - Monthly Employees (General)	0	0	0	3,000	3,000	3,000
SUB-TOT Personal Emoluments		1,138,352	970,214	1,659,244	1,337,161	1,407,385	1,412,666
BLOCK02 Allowances							
0021200	Housing Allowance	96,500	98,083	111,000	311,000	311,000	311,000
0021700	Scarcity Allowance	40,524	17,500	40,000	40,000	40,000	40,000
0028300	Responsibility Allowance	73,408	41,167	70,000	70,000	70,000	70,000
0028400	Acting Allowance	3,225	0	8,000	8,000	8,000	8,000
0029600	Official Entertainment Allowance	50,418	11,526	21,000	21,000	21,000	21,000
0029700	Other Allowances	73,074	34,322	105,000	105,800	105,800	105,800
SUB-TOT Allowances		337,149	202,598	355,000	555,800	555,800	555,800
PERSONAL EMOLUMENTS & ALLOWANCES		1,475,501	1,172,812	2,014,244	1,892,961	1,963,185	1,968,466
OTHER CHARGES							
BLOCK10 Travel & Subsistence							
0101100	Transport of Persons Within The Bahamas	0	0	0	4,000	4,000	4,000
0101200	Subsistence For Travellers In The Bahamas	0	0	0	10,000	10,000	10,000
0102100	Transport of Persons Outside The Bahamas	0	0	0	8,800	8,800	8,800
0102200	Subsistence For Travellers Out The Bahamas	7,200	1,440	10,000	20,000	20,000	20,000
SUB-TOT Travel & Subsistence		7,200	1,440	10,000	42,800	42,800	42,800
BLOCK20 Transportation of Things							
0201122	Drayage & Other Local Transportation	0	0	2,000	2,000	2,000	2,000
0201200	Freight & Express	3,705	692	3,000	3,000	3,000	3,000
SUB-TOT Transportation of Things		3,705	692	5,000	5,000	5,000	5,000
BLOCK30 Rent, Communication & Utilities							
0301120	Rent - Living Accommodation (General)	47,250	28,800	73,000	73,000	73,000	73,000
0302100	Postage, Postal Machines & Services	642	0	1,000	1,000	1,050	1,103
SUB-TOT Rent, Communication & Utilities		47,892	28,800	74,000	74,000	74,050	74,103
BLOCK40 Printing & Reproduction							
0401100	Printing & Duplication	0	0	0	18,000	18,000	68,000

[Head 009] COURT OF APPEAL



ITEM	TITLE OF ITEM	PROVISIONAL	EXPENDITURE	APPROVED		PRELIMINARY	PRELIMINARY
		ACTUAL	(PROVISIONAL)	ESTIMATES	ESTIMATES	FORECAST	FORECAST
		EXPENDITURE	JULY - MARCH			ESTIMATES	ESTIMATES
	2016/2017	2017/2018	2017/2018	2018/2019	2019/2020	2020/2021	
	\$	\$	\$	\$	\$	\$	
	SUB-TOT Printing & Reproduction	0	0	0	18,000	18,000	68,000
	BLOCK50 Other Contractual Services/Family Island Dev.						
	0511100 Publication of Notices, Ads & Broadcast Time	0	0	0	1,200	1,200	1,200
	0521100 Development Contracts	60,555	39,118	73,000	73,000	73,000	73,000
	0522400 Wkshops, Conferences, Seminars, Meetings & Exhibits	19,905	2,044	15,000	15,000	15,750	16,538
	0522800 Tuition, Training, In-service Awards, Subsistence	5,800	0	10,000	10,000	10,000	10,000
	0524100 Licencing & Inspection of Vehicles	1,950	380	2,000	2,000	2,000	2,000
	0541990 Operation of Facilities or Other Services	40,535	21,044	37,628	37,628	39,509	41,485
	0542610 Legal Aid	14,243	17,900	22,000	30,000	30,000	30,000
	0581900 Fees & Other Charges	50,867	9,314	15,000	19,317	20,283	21,297
	SUB-TOT Other Contractual Services/Family Island Dev.	193,855	89,800	174,628	188,145	191,742	195,520
	BLOCK60 SUPPLIES & MATERIALS						
	0611100 Office Supplies & Stationery	0	0	0	4,000	4,000	4,000
	0611200 Newspapers, Periodicals, Magazines, Etc.	3,107	2,640	4,000	4,000	4,000	4,000
	0611300 Cleaning & Toilet Supplies	0	0	0	3,200	3,200	3,200
	0611400 Computer Software Supplies & Solutions	641	443	2,000	800	800	800
	0611700 Other Supplies & Materials	2,255	2,454	4,000	1,200	1,200	1,200
	0612101 Staff Engagement	0	0	0	1,080	1,080	1,080
	0612300 Food (for Human Consumption)	0	0	0	2,400	2,400	2,400
	0612400 Ice & Drinking Water	0	0	0	800	800	800
	0613100 Clothing & Clothing Supplies	0	0	2,000	2,400	2,400	2,400
	SUB-TOT SUPPLIES & MATERIALS	6,003	5,537	12,000	19,880	19,880	19,880
	BLOCK80 Repairs, Maintenance & Upkeep of Capital Assets						
	0811110 Transportation Equipment Upkeep	5,121	7,074	11,000	11,000	11,550	37,128
	0831220 Maintenance - Court of Appeal	15,116	16,929	20,000	20,000	21,000	22,050
	0839100 Fumigation & Pest Control	230	0	2,000	2,000	2,100	2,205
	0839300 Emergency Maintenance	143	0	2,000	2,000	2,100	2,205
	SUB-TOT Repairs, Maintenance & Upkeep of Capital Assets	20,610	24,003	35,000	35,000	36,750	63,588
	BLOCK99 ITEMS NOT REPEATED						
	0999900 Items Not Repeated	1,000	0	111,440	0	0	0
	BLOCK99 ITEMS NOT REPEATED	1,000	0	111,440	0	0	0
	OTHER CHARGES	280,265	150,272	422,068	382,825	388,222	468,891
	COURT OF APPEAL TOTAL EXPENSES	1,755,766	1,323,084	2,436,312	2,275,786	2,351,407	2,437,357

THE ACCOUNTING OFFICER FOR THIS HEAD IS THE REGISTRAR

[Head 010] REGISTRAR GENERAL'S DEPARTMENT



ITEM	TITLE OF ITEM	PROVISIONAL	EXPENDITURE	APPROVED		PRELIMINARY	PRELIMINARY
		ACTUAL	(PROVISIONAL)	ESTIMATES	ESTIMATES	FORECAST	FORECAST
		EXPENDITURE	JULY - MARCH			ESTIMATES	ESTIMATES
		2016/2017	2017/2018	2017/2018	2018/2019	2019/2020	2020/2021
		\$	\$	\$	\$	\$	\$
BLOCK01 Personal Emoluments							
0011000	Salary-Permanent/Pensionable (Monthly)	2,305,974	1,766,517	2,629,685	1,996,743	2,067,026	2,210,454
0011100	Salary Contract Workers (Monthly)	0	43,997	55,000	326,850	326,850	326,850
0017100	Overtime - Monthly Employees (General)	0	0	0	3,000	3,000	3,000
SUB-TOT Personal Emoluments		2,305,974	1,810,514	2,684,685	2,326,593	2,396,876	2,540,304
BLOCK02 Allowances							
0022100	Allowance - Registration of Births	0	0	3,000	3,000	3,000	3,000
0022300	Allowance - Registration of Deaths	0	0	2,000	3,000	3,000	3,000
0025100	Mileage Allowance	2,750	7,900	4,000	4,000	4,000	4,000
0028300	Responsibility Allowance	0	0	3,000	3,000	3,000	3,000
0028400	Acting Allowance	0	0	4,000	4,000	4,000	1,000
SUB-TOT Allowances		2,750	7,900	16,000	17,000	17,000	14,000
PERSONAL EMOLUMENTS & ALLOWANCES		2,308,724	1,818,414	2,700,685	2,343,593	2,413,876	2,554,304
OTHER CHARGES							
BLOCK10 Travel & Subsistence							
0101100	Transport of Persons Within The Bahamas	0	0	0	12,000	12,000	12,000
0101200	Subsistence For Travellers In The Bahamas	4,770	6,017	4,000	6,000	6,000	6,000
0102100	Transport of Persons Outside The Bahamas	0	0	0	4,800	4,800	4,800
0102200	Subsistence For Travellers Out The Bahamas	280	150	2,500	10,000	10,000	10,000
SUB-TOT Travel & Subsistence		5,050	6,167	6,500	32,800	32,800	32,800
BLOCK20 Transportation of Things							
0201200	Freight & Express	0	0	0	3,000	3,000	3,000
SUB-TOT Transportation of Things		0	0	0	3,000	3,000	3,000
BLOCK30 Rent, Communication & Utilities							
0301210	Office Rent Accommodation (General)	95,400	63,360	96,000	96,000	96,000	96,000
0302100	Postage, Postal Machines & Services	0	0	0	1,000	1,000	1,000
SUB-TOT Rent, Communication & Utilities		95,400	63,360	96,000	97,000	97,000	97,000
BLOCK40 Printing & Reproduction							
0401100	Printing & Duplication	0	0	0	48,000	48,000	123,000
SUB-TOT Printing & Reproduction		0	0	0	48,000	48,000	123,000

[Head 010] REGISTRAR GENERAL'S DEPARTMENT



ITEM	TITLE OF ITEM	PROVISIONAL EXPENDITURE		APPROVED ESTIMATES	ESTIMATES	PRELIMINARY FORECAST ESTIMATES	PRELIMINARY FORECAST ESTIMATES
		ACTUAL EXPENDITURE	(PROVISIONAL) EXPENDITURE				
		2016/2017 \$	JULY - MARCH 2017/2018 \$	2017/2018 \$	2018/2019 \$	2019/2020 \$	2020/2021 \$
BLOCK50 Other Contractual Services/Family Island Dev.							
0511100	Publication of Notices, Ads & Broadcast Time	19,289	7,213	17,000	4,640	4,640	4,640
0521100	Development Contracts	586,785	590,605	700,000	838,000	838,000	838,000
0522400	Wkshops,Conferences,Seminars,Meetings & Exhibits	2,317	1,380	5,000	5,000	5,000	5,000
0522800	Tuition, Training, In-service Awards, Subsistence	3,120	460	4,000	6,000	4,000	4,000
0524100	Licencing & Inspection of Vehicles	975	195	1,000	1,000	1,000	1,000
0541400	Repairs & Alterations (By Contract)	1,737	0	3,000	3,000	3,000	3,000
0541700	Janitorial Service Contracts	50,000	27,300	50,000	50,000	50,000	50,000
0541810	Sewerage Maintenance Contracts	0	0	2,000	2,000	2,000	2,000
0542550	Security Services Contract	109,342	57,729	100,000	100,000	100,000	100,000
0581900	Fees & Other Charges	9,866	7,575	10,000	17,000	10,000	10,000
SUB-TOT Other Contractual Services/Family Island Dev.		783,431	692,457	892,000	1,026,640	1,017,640	1,017,640
BLOCK60 SUPPLIES & MATERIALS							
0611100	Office Supplies & Stationery	0	0	0	27,200	27,200	27,200
0611200	Newspapers, Periodicals, Magazines, Etc.	429	660	1,000	880	880	880
0611300	Cleaning & Toilet Supplies	0	0	0	6,160	6,160	6,160
0611400	Computer Software Supplies & Solutions	749	133	1,000	1,200	1,200	1,200
0611700	Other Supplies & Materials	1,920	1,435	2,500	2,400	2,400	2,400
0612101	Staff Engagement	0	0	0	3,200	3,200	3,200
0612300	Food (for Human Consumption)	0	0	0	2,000	2,000	2,000
0612400	Ice & Drinking Water	0	0	0	3,040	3,040	3,040
SUB-TOT SUPPLIES & MATERIALS		3,098	2,228	4,500	46,080	46,080	46,080
BLOCK80 Repairs, Maintenance & Upkeep of Capital Assets							
0811110	Transportation Equipment Upkeep	1,854	832	2,000	4,000	2,000	2,000
0811200	Maintenance of Communication Equipment	1,317	0	1,400	500	1,400	2,000
0811300	Maintenance-Comp./Bus. Machines&Equip	1,159	0	2,000	2,000	2,000	2,000
SUB-TOT Repairs, Maintenance & Upkeep of Capital Assets		4,330	832	5,400	6,500	5,400	6,000
BLOCK90 Grants, Fixed Charges & Special Financial Transactions							
0982300	VAT Expenses	144	147	1,000	1,000	1,000	1,000
BLOCK90 Grants, Fixed Charges & Special Financial Transactions		144	147	1,000	1,000	1,000	1,000
BLOCK99 ITEMS NOT REPEATED							
0999900	Items Not Repeated	0	5,000	0	0	0	0
BLOCK99 ITEMS NOT REPEATED		0	5,000	0	0	0	0
OTHER CHARGES		891,453	770,191	1,005,400	1,261,020	1,250,920	1,326,520

[Head 010] REGISTRAR GENERAL'S DEPARTMENT



ITEM	TITLE OF ITEM	PROVISIONAL EXPENDITURE				PRELIMINARY	PRELIMINARY
		ACTUAL	(PROVISIONAL)	APPROVED		FORECAST	FORECAST
		EXPENDITURE	EXPENDITURE	ESTIMATES	ESTIMATES	ESTIMATES	ESTIMATES
		JULY - MARCH					
		2016/2017	2017/2018	2017/2018	2018/2019	2019/2020	2020/2021
		\$	\$	\$	\$	\$	\$
REGISTRAR GENERAL'S DEPARTMENT TOTAL EXPENSES		3,200,177	2,588,605	3,706,085	3,604,613	3,664,796	3,880,824

THE ACCOUNTING OFFICER FOR THIS HEAD IS THE REGISTRAR GENERAL

[Head 011] BAHAMAS DEPARTMENT OF CORRECTIONS



ITEM	TITLE OF ITEM	PROVISIONAL	EXPENDITURE	APPROVED		PRELIMINARY	PRELIMINARY
		ACTUAL	(PROVISIONAL)	ESTIMATES	ESTIMATES	FORECAST	FORECAST
		EXPENDITURE	JULY - MARCH			ESTIMATES	ESTIMATES
		2016/2017	2017/2018	2017/2018	2018/2019	2019/2020	2020/2021
		\$	\$	\$	\$	\$	\$
BLOCK01 Personal Emoluments							
0011000	Salary-Permanent/Pensionable (Monthly)	19,811,319	16,059,347	20,573,367	19,355,548	19,355,548	19,355,548
0011100	Salary Contract Workers (Monthly)	23,718	5,170	181,000	181,000	181,000	181,000
0014104	New Appointments	0	0	1,000,000	1,000,000	1,000,000	1,000,000
0017100	Overtime - Monthly Employees (General)	0	0	0	2,520	2,520	2,520
SUB-TOT Personal Emoluments		19,835,037	16,064,517	21,754,367	20,539,068	20,539,068	20,539,068
BLOCK02 Allowances							
0028300	Responsibility Allowance	0	0	0	9,000	9,000	9,000
0028400	Acting Allowance	3,410	750	3,800	3,800	3,800	3,800
0029100	Hazard Allowance (Civilian Staff)	42,500	23,434	70,000	70,000	70,000	70,000
0029520	Uniform Allowance	1,682,317	1,210,634	1,728,000	1,741,240	1,741,240	1,741,240
0029700	Other Allowances	1,750	2,250	3,000	7,500	7,500	7,500
SUB-TOT Allowances		1,729,977	1,237,068	1,804,800	1,831,540	1,831,540	1,831,540
PERSONAL EMOLUMENTS & ALLOWANCES		21,565,014	17,301,585	23,559,167	22,370,608	22,370,608	22,370,608
OTHER CHARGES							
BLOCK10 Travel & Subsistence							
0101100	Transport of Persons Within The Bahamas	0	0	0	6,400	6,400	6,400
0101200	Subsistence For Travellers In The Bahamas	878	0	1,700	5,000	5,000	5,000
0101710	Detainees & Prisoners Travel	0	0	0	100,000	100,000	100,000
0102100	Transport of Persons Outside The Bahamas	0	0	0	4,000	4,000	4,000
0102200	Subsistence For Travellers Out The Bahamas	0	0	1,200	4,000	4,000	4,000
SUB-TOT Travel & Subsistence		878	0	2,900	119,400	119,400	119,400
BLOCK20 Transportation of Things							
0201200	Freight & Express	1,146	1,889	4,000	4,000	4,000	4,000
SUB-TOT Transportation of Things		1,146	1,889	4,000	4,000	4,000	4,000
BLOCK30 Rent, Communication & Utilities							
0302400	Other Communication & Cable Service	0	0	1,000	1,000	1,000	1,000

[Head 011] BAHAMAS DEPARTMENT OF CORRECTIONS



ITEM	TITLE OF ITEM	PROVISIONAL	EXPENDITURE	APPROVED		PRELIMINARY	PRELIMINARY
		ACTUAL	(PROVISIONAL)	ESTIMATES	ESTIMATES	FORECAST	FORECAST
		EXPENDITURE	JULY - MARCH	ESTIMATES	ESTIMATES	ESTIMATES	ESTIMATES
		2016/2017	2017/2018	2017/2018	2018/2019	2019/2020	2020/2021
		\$	\$	\$	\$	\$	\$
0304130	Oil & Lubricants	0	0	0	2,040	2,040	2,040
0304160	Propane Gas	0	0	0	40,800	40,800	40,800
0304170	Oxygen & Methol	686	129	1,000	1,000	1,000	1,000
SUB-TOT Rent, Communication & Utilities		686	129	2,000	44,840	44,840	44,840
BLOCK40 Printing & Reproduction							
0401100	Printing & Duplication	0	0	0	6,000	6,000	16,000
SUB-TOT Printing & Reproduction		0	0	0	6,000	6,000	16,000
BLOCK50 Other Contractual Services/Family Island Dev.							
0511100	Publication of Notices, Ads & Broadcast Time	670	0	1,000	1,360	1,360	1,360
0521810	Subsistence\Support of Persons Contract)	4,140	3,900	7,000	7,000	7,000	7,000
0522400	Wkshops,Conferences,Seminars,Meetings & Exhibits	0	0	2,000	2,000	2,000	2,000
0522800	Tuition, Training, In-service Awards, Subsistence	0	0	7,000	7,000	7,000	7,000
0524100	Licencing & Inspection of Vehicles	8,110	600	15,000	15,000	15,000	15,000
0541610	Computers	3,175	0	6,000	6,000	6,000	6,000
0541810	Sewerage Maintenance Contracts	9,652	9,789	13,000	24,495	24,495	24,495
0541820	Sanitact Maintenance Contract	14,794	14,885	17,000	28,068	28,068	28,068
0541990	Operation of Facilities or Other Services	49,868	30,457	40,000	124,957	124,957	124,957
0581900	Fees & Other Charges	26,100	15,604	27,500	27,500	27,500	27,500
SUB-TOT Other Contractual Services/Family Island Dev.		116,509	75,235	135,500	243,380	243,380	243,380
BLOCK60 SUPPLIES & MATERIALS							
0611100	Office Supplies & Stationery	0	0	0	19,040	19,040	19,040
0611200	Newspapers, Periodicals, Magazines, Etc.	2,729	2,176	3,500	1,428	1,428	1,428
0611300	Cleaning & Toilet Supplies	0	0	0	156,400	156,400	356,400
0611400	Computer Software Supplies & Solutions	10,490	1,624	17,000	75,000	75,000	75,000
0611700	Other Supplies & Materials	183,870	80,371	140,000	140,000	140,000	140,000
0612101	Staff Engagement	0	0	0	29,560	29,560	29,560
0612300	Food (for Human Consumption)	0	168	0	1,888,000	1,888,000	2,388,000
0612400	Ice & Drinking Water	0	0	0	40,000	40,000	40,000
0612600	Food (For Animals)	0	0	0	21,760	21,760	21,760
0613100	Clothing & Clothing Supplies	16,875	0	5,000	39,200	39,200	39,200
0613200	Uniforms	73,869	18,705	150,000	300,000	300,000	300,000
0614240	Supplies - Prisoners	62,365	52,399	80,000	116,100	116,100	116,100
0614250	Food Service Supplies	31,083	8,620	40,000	40,000	40,000	40,000
0632300	Agriculture/Science Supplies/Seeds/Tools	3,028	2,748	4,000	4,000	4,000	4,000

[Head 011] BAHAMAS DEPARTMENT OF CORRECTIONS



ITEM	TITLE OF ITEM	PROVISIONAL	EXPENDITURE	APPROVED		PRELIMINARY	PRELIMINARY
		ACTUAL	(PROVISIONAL)	ESTIMATES	ESTIMATES	FORECAST	FORECAST
		EXPENDITURE	JULY - MARCH	ESTIMATES	ESTIMATES	ESTIMATES	ESTIMATES
		2016/2017	2017/2018	2017/2018	2018/2019	2019/2020	2020/2021
		\$	\$	\$	\$	\$	\$
0632400	Livestock & Ammunition	163	277	1,500	5,000	5,000	5,000
0641100	Drugs & Vaccines	7,839	4,088	15,000	15,000	15,000	15,000
0641200	Surgical & Medical Supplies	0	0	0	24,480	24,480	24,480
0641300	Chemical Supplies	1,560	627	2,000	5,000	5,000	5,000
0642100	X-ray Supplies and Films	582	80	1,000	1,000	1,000	1,000
0642200	Photographic Supplies	420	0	1,200	1,200	1,200	1,200
0642300	Laboratory Supplies	2,340	1,588	3,000	3,000	3,000	3,000
0643600	Dental Supplies	571	0	1,000	25,000	5,000	5,000
0658100	Instructional Materials & Supplies	2,934	515	1,000	1,000	1,000	1,000
0681300	Construction Materials & Parts	34,037	19,155	33,000	32,700	32,700	32,700
0681400	Electrical Supplies & Parts	11,660	8,846	15,000	17,000	17,000	17,000
0681500	Plumbing, Pipes, Fittings, Works Supplies	10,840	9,130	14,000	14,000	14,000	14,000
0682300	Minor Implements & Tools	2,167	1,410	3,000	2,500	2,500	2,500
0682400	Other Minor Specialist Maintenance/ Materials/Parts	722	408	1,000	1,000	1,000	1,000
SUB-TOT SUPPLIES & MATERIALS		460,144	212,935	531,200	3,018,368	2,998,368	3,698,368
BLOCK70 Acquisition, Constr. & Improvement of Capital Assets							
0711160	Landscaping Equipment	0	1,897	5,000	15,000	5,000	5,000
0711200	Communication Equipment System	0	296	5,000	5,000	5,000	5,000
0711400	Instruments & Apparatus Equipment	98,591	7,432	100,000	50,000	50,000	50,000
0711700	Military, Police, Prison, Equipment	0	9,678	3,000	100,000	100,000	100,000
0711800	Other Equipment	537,789	81,131	500,000	200,000	200,000	200,000
0712100	Office Furniture, Furnishings & Fixtures	29,996	15,676	30,000	40,000	30,000	30,000
0721500	Fencing	0	112	5,000	5,000	5,000	5,000
SUB-TOT Acquisition, Constr. & Improvement of Capital Assets		666,376	116,222	648,000	415,000	395,000	395,000
BLOCK80 Repairs, Maintenance & Upkeep of Capital Assets							
0811110	Transportation Equipment Upkeep	34,934	27,543	46,000	46,000	46,000	146,000
0811400	Upkeep & Maintenance of Instruments & Apparatus	777	149	1,000	1,000	1,000	1,000
0811500	Maintenance of Generators, A/C & Other Machinery	16,149	14,506	22,000	22,000	22,000	47,000
0821700	Other Repairs, Maintenance & Upkeep	3,890	2,585	5,000	10,000	10,000	10,000
0831770	Maintenance of Government Bldgs Program	298,374	177,890	300,000	300,000	300,000	1,000,000
0834100	Maintenance Housing Accommodations/Quarters & Cottages	1,992	0	3,000	3,000	3,000	3,000
0835100	Prison & Correctional Facilities Upkeep	25,470	19,946	34,000	34,000	34,000	84,000
0839100	Fumigation & Pest Control	11,051	9,319	13,000	15,802	15,802	45,802
SUB-TOT Repairs, Maintenance & Upkeep of Capital Assets		392,637	251,938	424,000	431,802	431,802	1,336,802
BLOCK90 Grants, Fixed Charges & Special Financial Transactions							

[Head 011] BAHAMAS DEPARTMENT OF CORRECTIONS



ITEM	TITLE OF ITEM	PROVISIONAL EXPENDITURE		APPROVED ESTIMATES	ESTIMATES	PRELIMINARY FORECAST ESTIMATES	PRELIMINARY FORECAST ESTIMATES
		ACTUAL EXPENDITURE	(PROVISIONAL) EXPENDITURE				
		2016/2017 \$	JULY - MARCH 2017/2018 \$	2017/2018 \$	2018/2019 \$	2019/2020 \$	2020/2021 \$
0952013	Funeral Expenses	900	0	2,700	2,700	2,700	2,700
0982300	VAT Expenses	734	482	1,000	20,000	20,000	20,000
BLOCK90 Grants, Fixed Charges & Special Financial Transactions		1,634	482	3,700	22,700	22,700	22,700
BLOCK99 ITEMS NOT REPEATED							
0999900	Items Not Repeated	9,927	11,700	0	0	0	0
BLOCK99 ITEMS NOT REPEATED		9,927	11,700	0	0	0	0
OTHER CHARGES		1,649,937	670,530	1,751,300	4,305,490	4,265,490	5,880,490
BAHAMAS DEPARTMENT OF CORRECTIONAL SERVICES TOTAL EXPENSES		23,214,951	17,972,115	25,310,467	26,676,098	26,636,098	28,251,098

THE ACCOUNTING OFFICER FOR THIS HEAD IS THE COMMISSIONER

[Head 012] PARLIAMENTARY REGISTRATION DEPARTMENT



ITEM	TITLE OF ITEM	PROVISIONAL EXPENDITURE		APPROVED ESTIMATES	ESTIMATES	PRELIMINARY FORECAST ESTIMATES	PRELIMINARY FORECAST ESTIMATES
		ACTUAL EXPENDITURE	(PROVISIONAL) EXPENDITURE				
		2016/2017 \$	JULY - MARCH 2017/2018 \$	2017/2018 \$	2018/2019 \$	2019/2020 \$	2020/2021 \$
BLOCK01 Personal Emoluments							
0011000	Salary-Permanent/Pensionable (Monthly)	469,796	475,126	537,400	554,750	554,750	554,750
0011100	Salary Contract Workers (Monthly)	106,911	42,335	258,200	40,150	40,150	40,150
0016200	Honoraria	0	0	5,000	6,000	6,000	6,000
0017100	Overtime - Monthly Employees (General)	0	0	0	20,000	20,000	20,000
SUB-TOT Personal Emoluments		576,707	517,461	800,600	620,900	620,900	620,900
BLOCK02 Allowances							
0028300	Responsibility Allowance	2,564	3,000	6,000	8,000	8,000	8,000
0028400	Acting Allowance	0	0	2,000	2,000	2,000	2,000
SUB-TOT Allowances		2,564	3,000	8,000	10,000	10,000	10,000
PERSONAL EMOLUMENTS & ALLOWANCES		579,271	520,461	808,600	630,900	630,900	630,900
OTHER CHARGES							
BLOCK10 Travel & Subsistence							
0101100	Transport of Persons Within The Bahamas	0	0	0	5,000	5,000	5,000
0101200	Subsistence For Travellers In The Bahamas	0	0	0	5,000	5,000	5,000
0101300	Mileage In The Bahamas	248	0	1,000	1,000	1,000	1,000
0102100	Transport of Persons Outside The Bahamas	0	0	0	5,000	5,000	5,000
0102200	Subsistence For Travellers Out The Bahamas	0	210	5,000	7,000	7,000	7,000
SUB-TOT Travel & Subsistence		248	210	6,000	23,000	23,000	23,000
BLOCK30 Rent, Communication & Utilities							
0302100	Postage, Postal Machines & Services	0	0	33	100	100	100
SUB-TOT Rent, Communication & Utilities		0	0	33	100	100	100
BLOCK40 Printing & Reproduction							
0401100	Printing & Duplication	0	0	0	800	800	800
SUB-TOT Printing & Reproduction		0	0	0	800	800	800
BLOCK50 Other Contractual Services/Family Island Dev.							
0511100	Publication of Notices, Ads & Broadcast Time	350	650	2,500	4,000	4,000	4,000
0522400	Wkshops,Conferences,Seminars,Meetings & Exhibits	205	0	3,000	5,220	5,220	5,220
0522800	Tuition, Training, In-service Awards, Subsistence	0	0	5,000	5,000	5,000	5,000
0524100	Licencing & Inspection of Vehicles	1,560	975	1,500	2,000	2,000	2,000
0541990	Operation of Facilities or Other Services	16,316	6,345	15,000	30,000	30,000	30,000
0542510	Election Expenses	2,114,422	321,278	500,000	200,000	200,000	200,000

[Head 012] PARLIAMENTARY REGISTRATION DEPARTMENT



ITEM	TITLE OF ITEM	PROVISIONAL EXPENDITURE		APPROVED ESTIMATES	ESTIMATES	PRELIMINARY FORECAST ESTIMATES	PRELIMINARY FORECAST ESTIMATES
		ACTUAL EXPENDITURE	(PROVISIONAL) EXPENDITURE				
		2016/2017 \$	JULY - MARCH 2017/2018 \$	2017/2018 \$	2018/2019 \$	2019/2020 \$	2020/2021 \$
0542520	Registration of Voters	2,442,783	90,890	200,000	520,000	520,000	520,000
SUB-TOT Other Contractual Services/Family Island Dev.		4,575,636	420,138	727,000	766,220	766,220	766,220
BLOCK60 SUPPLIES & MATERIALS							
0611100	Office Supplies & Stationery	0	0	0	2,400	2,400	2,400
0611200	Newspapers, Periodicals, Magazines, Etc.	1,058	1,477	3,000	2,280	2,280	2,280
0611300	Cleaning & Toilet Supplies	0	0	0	2,400	2,400	2,400
0611400	Computer Software Supplies & Solutions	35	0	1,000	4,000	4,000	4,000
0611700	Other Supplies & Materials	1,198	1,349	5,000	2,400	2,400	2,400
0612101	Staff Engagement	0	0	0	600	600	600
0612300	Food (for Human Consumption)	0	0	0	400	400	400
0612400	Ice & Drinking Water	0	0	0	1,200	1,200	1,200
SUB-TOT SUPPLIES & MATERIALS		2,291	2,826	9,000	15,680	15,680	15,680
BLOCK80 Repairs, Maintenance & Upkeep of Capital Assets							
0811110	Transportation Equipment Upkeep	1,131	1,584	2,000	6,000	6,000	16,000
SUB-TOT Repairs, Maintenance & Upkeep of Capital Assets		1,131	1,584	2,000	6,000	6,000	16,000
BLOCK99 ITEMS NOT REPEATED							
0999900	Items Not Repeated	556	0	0	0	0	0
BLOCK99 ITEMS NOT REPEATED		556	0	0	0	0	0
OTHER CHARGES		4,579,862	424,758	744,033	811,800	811,800	821,800
PARLIAMENTARY REGISTRATION DEPARTMENT TOTAL EXPENSES		5,159,133	945,219	1,552,633	1,442,700	1,442,700	1,452,700

THE ACCOUNTING OFFICER FOR THIS HEAD IS THE PARLIAMENTARY COMMISSIONER



ITEM	TITLE OF ITEM	PROVISIONAL EXPENDITURE		APPROVED ESTIMATES	ESTIMATES	PRELIMINARY FORECAST ESTIMATES	PRELIMINARY FORECAST ESTIMATES
		ACTUAL EXPENDITURE	(PROVISIONAL) EXPENDITURE				
		2016/2017 \$	JULY - MARCH 2017/2018 \$	2017/2018 \$	2018/2019 \$	2019/2020 \$	2020/2021 \$
BLOCK01 Personal Emoluments							
0011000	Salary-Permanent/Pensionable (Monthly)	7,839,480	5,581,726	8,718,383	8,393,557	8,536,697	8,606,638
0011100	Salary Contract Workers (Monthly)	471,515	66,315	2,196,850	1,250,000	1,750,000	1,750,000
0015100	Regular Weekly Wages	2,238,158	1,857,794	3,427,000	2,669,648	2,669,648	2,669,648
0016200	Honoraria	108,500	105,000	240,000	240,000	240,000	240,000
0017100	Overtime - Monthly Employees (General)	427	0	0	5,000	5,000	5,000
SUB-TOT Personal Emoluments		10,658,080	7,610,835	14,582,233	12,558,205	13,201,345	13,271,286
BLOCK02 Allowances							
0025100	Mileage Allowance	24,338	24,867	36,000	36,000	36,000	36,000
0025200	Transport/Drivers Allowance (Payroll)	197,060	126,561	200,000	200,000	200,000	200,000
0027100	Foreign Service Grants/Allowances (Home Leave)	2,731,468	1,749,277	2,617,400	3,050,000	2,950,000	2,950,000
0027300	Home Leave Allowance	49,970	6,977	50,000	50,000	50,000	50,000
0027400	Language Allowance	1,442	4,525	13,800	13,800	13,800	13,800
0027500	Educational Allowance	495,839	327,596	800,000	600,000	800,000	800,000
0028100	Duty Allowance	7,560	3,750	6,000	6,000	6,000	6,000
0028300	Responsibility Allowance	45,267	37,583	46,000	46,000	46,000	46,000
0028400	Acting Allowance	15,177	13,762	18,100	18,100	18,100	18,100
0028700	Hardship Allowance	0	0	15,000	15,000	15,000	15,000
0029510	Clothing Allowance	19,380	5,520	12,500	12,500	12,500	12,500
0029600	Official Entertainment Allowance	3,281	812	10,500	15,000	15,000	15,000
SUB-TOT Allowances		3,590,782	2,301,230	3,825,300	4,062,400	4,162,400	4,162,400
PERSONAL EMOLUMENTS & ALLOWANCES		14,248,862	9,912,065	18,407,533	16,620,605	17,363,745	17,433,686
OTHER CHARGES							
BLOCK10 Travel & Subsistence							
0101100	Transport of Persons Within The Bahamas	0	0	0	4,000	4,000	4,000
0101200	Subsistence For Travellers In The Bahamas	9,693	5,164	15,000	15,000	15,000	15,000
0102100	Transport of Persons Outside The Bahamas	0	0	0	50,000	50,000	50,000
0102200	Subsistence For Travellers Out The Bahamas	56,680	26,019	60,000	50,000	50,000	50,000
SUB-TOT Travel & Subsistence		66,373	31,183	75,000	119,000	119,000	119,000



ITEM	TITLE OF ITEM	PROVISIONAL	EXPENDITURE	APPROVED		PRELIMINARY	PRELIMINARY
		ACTUAL	(PROVISIONAL)	ESTIMATES	ESTIMATES	FORECAST	FORECAST
		EXPENDITURE	JULY - MARCH			ESTIMATES	ESTIMATES
	2016/2017	2017/2018	2017/2018	2018/2019	2019/2020	2020/2021	
	\$	\$	\$	\$	\$	\$	\$
BLOCK20 Transportation of Things							
0201200	Freight & Express	11,881	13,393	22,000	30,000	30,000	35,000
SUB-TOT Transportation of Things		11,881	13,393	22,000	30,000	30,000	35,000
BLOCK30 Rent, Communication & Utilities							
0301120	Rent - Living Accommodation (General)	2,597,376	2,097,084	3,200,000	3,200,000	3,500,000	3,500,000
0301210	Office Rent Accommodation (General)	0	381,280	658,000	1,425,000	1,750,000	1,750,000
SUB-TOT Rent, Communication & Utilities		2,597,376	2,478,364	3,858,000	4,625,000	5,250,000	5,250,000
BLOCK40 Printing & Reproduction							
0401100	Printing & Duplication	0	0	0	30,000	30,000	80,000
SUB-TOT Printing & Reproduction		0	0	0	30,000	30,000	80,000
BLOCK50 Other Contractual Services/Family Island Dev.							
0511100	Publication of Notices, Ads & Broadcast Time	2,500	67	4,000	4,500	4,500	4,500
0521100	Development Contracts	20,697	6,942	50,000	50,000	50,000	50,000
0521800	Jurors/Witness Services	1,791	2,252	4,500	4,500	4,500	4,500
0522400	Wkshops,Conferences,Seminars,Meetings & Exhibits	101,238	40,890	100,000	100,000	100,000	100,000
0522800	Tuition, Training, In-service Awards, Subsistence	2,177	1,568	7,000	8,000	8,000	8,000
0522920	Maritime Delineation Boundaries	0	483	5,000	105,000	105,000	105,000
0524100	Licencing & Inspection of Vehicles	2,340	195	2,500	2,500	2,500	2,500
0541400	Repairs & Alterations (By Contract)	0	990	5,000	5,000	5,000	5,000
0541700	Janitorial Service Contracts	14,300	10,117	29,200	29,200	29,200	29,200
0542550	Security Services Contract	5,165	1,322	30,000	30,000	30,000	30,000
0543127	Operational Expenses of Offices in Cuba	330,902	297,987	331,000	240,000	240,000	240,000
0543128	Establishment of Hong Kong Off	376,920	224,450	457,745	440,000	450,000	450,000
0543130	Operational Expenses Geneva Off. Overseas Mission	460,500	158,000	600,000	500,000	600,000	600,000
0543131	Operational Expenses Embassy in Haiti	210,000	229,900	275,000	300,000	310,000	330,000
0543132	Operational Expenses Bah. High Commission London	473,400	677,000	950,000	950,000	950,000	950,000
0543133	Operational Expenses - UN Mission - New York	400,000	607,050	950,000	680,000	710,000	750,000
0543134	Operational Expenses Consulate General New York	165,920	170,600	230,000	300,000	330,000	380,000
0543135	Operational Expenses Bah. High Commission London	400,000	300,000	400,000	400,000	400,000	400,000
0543136	Operational Expenses Bahamas Embassy Washington	120,000	214,500	250,000	250,000	250,000	250,000



ITEM	TITLE OF ITEM	PROVISIONAL	EXPENDITURE	APPROVED		PRELIMINARY	PRELIMINARY
		ACTUAL	(PROVISIONAL)	ESTIMATES	ESTIMATES	FORECAST	FORECAST
		EXPENDITURE	JULY - MARCH			ESTIMATES	ESTIMATES
	2016/2017	2017/2018	2017/2018	2018/2019	2019/2020	2020/2021	
	\$	\$	\$	\$	\$	\$	
0543137	Operational Expenses - Consulate General - Miami	300,456	319,700	450,000	450,000	450,000	450,000
0543138	Operational Expenses - Consulate General - Miami	236,924	315,000	420,000	320,000	350,000	410,000
0543139	Operational Expenses - Consulate General - Miami	403,372	334,499	490,000	490,000	490,000	510,000
0581900	Fees & Other Charges	41,027	41,064	20,000	25,000	30,000	30,000
SUB-TOT Other Contractual Services/Family Island Dev.		4,069,629	3,954,576	6,060,945	5,683,700	5,898,700	6,088,700
BLOCK60 SUPPLIES & MATERIALS							
0611100	Office Supplies & Stationery	0	0	0	40,000	40,000	40,000
0611200	Newspapers, Periodicals, Magazines, Etc.	4,502	5,802	10,800	12,000	12,000	12,000
0611300	Cleaning & Toilet Supplies	0	0	0	20,000	20,000	20,000
0611400	Computer Software Supplies & Solutions	2,555	879	5,000	12,000	12,000	12,000
0611700	Other Supplies & Materials	18,738	7,763	5,000	4,000	4,000	4,000
0612100	Official Entertainment	6,421	6,738	20,000	15,000	15,000	15,000
0612101	Staff Engagement	0	0	0	8,720	8,720	8,720
0612300	Food (for Human Consumption)	0	0	0	6,400	6,400	6,400
0612400	Ice & Drinking Water	0	0	0	5,600	5,600	5,600
0612500	Gifts & Souvenirs	404	2,300	4,000	4,800	4,800	4,800
SUB-TOT SUPPLIES & MATERIALS		32,620	23,482	44,800	128,520	128,520	128,520
BLOCK80 Repairs, Maintenance & Upkeep of Capital Assets							
0811110	Transportation Equipment Upkeep	5,403	5,583	10,000	15,000	15,000	40,000
0811150	Maintenance - Fire Prevention/Protection Equipment	1,706	505	2,000	2,000	2,000	2,000
0811300	Maintenance-Comp./Bus. Machines&Equip	539	97	2,000	2,500	2,500	2,500
0811400	Upkeep & Maintenance of Instruments & Apparatus	0	0	2,500	2,500	2,500	2,500
0811500	Maintenance of Generators, A/C & Other Machinery	11,034	12,236	20,000	20,000	20,000	45,000
0812100	Office Furniture Upkeep	1,760	590	5,000	2,000	2,500	2,500
0822100	Land & Ground Improvements of Roundabouts	654	0	2,000	2,000	2,000	2,000
0831770	Maintenance of Government Bldgs Program	10,258	1,799	5,000	15,000	15,000	15,000
SUB-TOT Repairs, Maintenance & Upkeep of Capital Assets		31,354	20,810	48,500	61,000	61,500	111,500
BLOCK90 Grants, Fixed Charges & Special Financial Transactions							
0911999	Office of The Prime Minister's Spouse	0	0	0	20,000	20,000	20,000
0912112	Caribbean Epidemiology Centre (PAHO)	0	122,850	122,850	122,850	122,850	122,850
0912114	Caribbean Food & Nutrition Institute	19,379	19,379	19,400	19,400	19,400	19,400



ITEM	TITLE OF ITEM	PROVISIONAL	EXPENDITURE	APPROVED		PRELIMINARY	PRELIMINARY
		ACTUAL	(PROVISIONAL)	ESTIMATES	ESTIMATES	FORECAST	FORECAST
		EXPENDITURE	JULY - MARCH			ESTIMATES	ESTIMATES
	2016/2017	2017/2018	2017/2018	2018/2019	2019/2020	2020/2021	
	\$	\$	\$	\$	\$	\$	
0912116	Caribbean Regional Drug Testing Lab	19,167	19,167	19,200	19,200	19,200	19,200
0912117	Caribbean Regional Secretariat (CARICOM)	1,850,780	1,582,609	1,850,780	1,850,780	1,850,780	1,850,780
0912118	Caribbean Agriculture Research and Development	188,000	187,778	188,000	188,000	188,000	188,000
0912119	Caribbean Centre For Development Administration	0	0	12,000	12,000	12,000	12,000
0912123	Caribbean War Graves Commission	0	0	2,820	2,820	2,820	2,820
0912126	Caribbean Environment Health Institute	42,179	42,179	42,200	42,200	42,200	42,200
0912127	Caribbean Emergency Disaster Preparedness	71,300	71,300	71,300	71,300	71,300	71,300
0912129	Caribbean Export Development Agency (CEDA)	85,000	0	85,000	85,000	85,000	85,000
0912136	Association of Caribbean States (ACS)	40,000	0	40,000	40,000	40,000	40,000
0912137	Caribbean Regional Fisheries Mechanism	0	94,159	107,262	107,626	107,626	107,626
0912138	Caribbean Knowledge and Learning Network	0	0	100,300	100,300	100,300	100,300
0912141	Caribbean Accred Authority for Education & Medicine	0	0	17,350	17,350	17,350	17,350
0912143	CARICOM Regional Org. for Standards & Quality	58,720	58,720	58,720	58,720	58,720	58,720
0912144	Association of Caribbean Tertiary Institutes (ACTI)	0	0	30,000	30,000	30,000	30,000
0912145	CARICOM Implementation Agency for Crime & Security	998,000	998,000	998,000	998,000	998,000	998,000
0912211	Commonwealth Secretariat	152,318	0	184,000	184,000	184,000	184,000
0912212	Commonwealth Parliamentary Association	0	0	71,900	71,900	71,900	71,900
0912214	Commonwealth Fund For Technical Co-operation (CFTC)	0	0	304,800	304,800	304,800	304,800
0912216	Commonwealth Agriculture Bureau	6,210	0	7,900	7,900	7,900	7,900
0912217	Commonwealth/Caribbean Medical Research Council	31,667	31,669	31,700	31,700	31,700	31,700
0912218	Customs Co-operation Council	0	0	27,000	27,000	27,000	27,000
0912223	Commonwealth Foundation	0	0	31,000	31,000	31,000	31,000
0912227	Commonwealth Youth Programme	0	0	31,000	31,000	31,000	31,000
0912230	ACP Common Market	139,030	0	145,000	145,000	145,000	145,000
0912231	Commonwealth Association of Tax Administration (CATA)	4,800	0	4,800	4,800	4,800	4,800
0912233	Commonwealth of Learning	60,000	60,000	60,000	60,000	60,000	60,000
0912238	Commonwealth Partnership for Technology Management	0	0	5,600	5,600	5,600	5,600
0912241	Commonwealth Local Gov't Forum (CLGF)	0	0	3,500	3,500	3,500	3,500
0912242	Endowment Fund. Commonwealth Scholarship	0	0	35,000	35,000	35,000	35,000
0912243	CICTE	0	0	1,000	1,000	1,000	1,000
0912244	Young Americas Business Trust	5,000	5,000	5,000	5,000	5,000	5,000
0912245	World Organization for Animals	20,553	0	23,000	23,000	23,000	23,000
0912246	Office of Trade Negotiator	140,000	139,639	140,000	140,000	140,000	140,000
0912308	International Organization for Migration	0	0	9,000	9,000	9,000	9,000
0912309	Comprehensive Test Band Treaty	10,176	9,758	22,000	22,000	22,000	22,000
0912310	World Health Organization	65,030	1,584	75,100	75,100	75,100	75,100
0912311	World Intellectual Property Organization	2,849	0	3,100	3,100	3,100	3,100
0912312	World Met. Org. & Vol. Coop Programme	0	0	19,200	19,200	19,200	19,200
0912314	International Civil Aviation Organization	20,471	19,298	36,720	36,720	36,720	36,720
0912315	International Committee of The Red Cross	28,819	0	35,000	35,000	35,000	35,000

[Head 013] MINISTRY OF FOREIGN AFFAIRS



ITEM	TITLE OF ITEM	PROVISIONAL	EXPENDITURE	APPROVED		PRELIMINARY	PRELIMINARY
		ACTUAL	(PROVISIONAL)	ESTIMATES	ESTIMATES	FORECAST	FORECAST
		EXPENDITURE	JULY - MARCH			ESTIMATES	ESTIMATES
		2016/2017	2017/2018	2017/2018	2018/2019	2019/2020	2020/2021
		\$	\$	\$	\$	\$	\$
0912316	International Labour Organization (ILO)	0	0	70,000	70,000	70,000	70,000
0912317	Int'l. Criminal Police Organization (INTERPOL)	96,882	0	101,000	101,000	101,000	101,000
0912318	Organization of American States (OAS)	40,988	0	126,100	126,100	126,100	126,100
0912319	Food & Agricultural Organization (FAO)	83,127	0	82,000	82,000	82,000	82,000
0912320	Pan Am Sanitary Bureau	0	0	79,700	79,700	79,700	79,700
0912322	United Nations	375,283	399,896	490,000	490,000	490,000	490,000
0912323	U N Children's Fund (UNICEF)	0	0	2,200	2,200	2,200	2,200
0912324	U N Development Programme (UNDP)	0	0	10,000	10,000	10,000	10,000
0912325	UN Education/Scientific/Cultural Org.(UNESCO)	0	62,000	62,000	62,000	62,000	62,000
0912328	U N Environmental Programme (UNEP)	0	1,191	16,000	16,000	16,000	16,000
0912329	U N Fund-Drug Abuse Control (UNFDAC)	0	0	12,000	12,000	12,000	12,000
0912330	U N Industrial Development Organisation (UNIDO)	0	0	23,200	23,200	23,200	23,200
0912331	U N Fund - Population Activities (UNFPA)	1,000	0	1,000	1,000	1,000	1,000
0912333	UNDRO	0	0	3,000	3,000	3,000	3,000
0912334	Universal Postal Union	0	0	52,000	52,000	52,000	52,000
0912342	OPANAL	4,000	0	4,000	4,000	4,000	4,000
0912350	World Tourism Organization	51,628	0	53,000	53,000	53,000	53,000
0912351	Inter-American Institute on Agriculture	21,400	20,800	23,410	23,410	23,410	23,410
0912352	The Latin American Economic System (SELA)	22,068	0	40,000	40,000	40,000	40,000
0912358	Regional Negotiating Machinery	0	0	240,000	240,000	240,000	240,000
0912360	United Nations Peace Keeping Operations	1,200,000	1,200,000	1,200,000	1,200,000	1,200,000	1,200,000
0912361	U N High Commission For Refugees	0	0	4,000	4,000	4,000	4,000
0912362	UN Gender Equality and Empowerment of Women	5,000	5,000	5,000	5,000	5,000	5,000
0912363	Office of the UN High Commissioner for Human Rights	0	0	2,000	2,000	2,000	2,000
0912370	Association for Caribbean Commissioner of Police	6,000	6,000	6,000	6,000	6,000	6,000
0912399	Contribution to International Games	951,046	203,633	200,000	200,000	200,000	200,000
0912502	Caribbean Public Health Agency	0	0	235,300	235,300	235,300	235,300
0982300	VAT Expenses	924	59	1,000	1,000	1,000	1,000
BLOCK90 Grants, Fixed Charges & Special Financial Transactions		6,918,794	5,361,668	8,221,412	8,241,776	8,241,776	8,241,776
BLOCK99 ITEMS NOT REPEATED							
0999900	Items Not Repeated	19,527	0	0	0	0	0
BLOCK99 ITEMS NOT REPEATED		19,527	0	0	0	0	0
OTHER CHARGES		13,747,554	11,883,476	18,330,657	18,918,996	19,759,496	20,054,496

[Head 013] MINISTRY OF FOREIGN AFFAIRS



ITEM	TITLE OF ITEM	PROVISIONAL EXPENDITURE				PRELIMINARY	PRELIMINARY
		ACTUAL	(PROVISIONAL)	APPROVED		FORECAST	FORECAST
		EXPENDITURE	EXPENDITURE	ESTIMATES	ESTIMATES	ESTIMATES	ESTIMATES
		JULY - MARCH					
		2016/2017	2017/2018	2017/2018	2018/2019	2019/2020	2020/2021
		\$	\$	\$	\$	\$	\$
MINISTRY OF FOREIGN AFFAIRS TOTAL EXPENSES		27,996,416	21,795,541	36,738,190	35,539,601	37,123,241	37,488,182

THE ACCOUNTING OFFICER FOR THIS HEAD IS THE PERMANENT SECRETARY



ITEM	TITLE OF ITEM	PROVISIONAL EXPENDITURE		APPROVED ESTIMATES	ESTIMATES	PRELIMINARY FORECAST ESTIMATES	PRELIMINARY FORECAST ESTIMATES
		ACTUAL EXPENDITURE	(PROVISIONAL) EXPENDITURE				
		2016/2017 \$	JULY - MARCH 2017/2018 \$	2017/2018 \$	2018/2019 \$	2019/2020 \$	2020/2021 \$
BLOCK01 Personal Emoluments							
0011000	Salary-Permanent/Pensionable (Monthly)	2,283,384	1,539,556	1,731,403	1,406,832	1,406,118	1,420,932
0011100	Salary Contract Workers (Monthly)	500,981	832,094	1,871,300	1,090,950	1,090,950	1,090,950
0016200	Honoraria	5,000	3,750	9,200	9,200	9,200	9,200
0017100	Overtime - Monthly Employees (General)	0	0	0	11,722	11,722	11,722
SUB-TOT Personal Emoluments		2,789,365	2,375,400	3,611,903	2,518,704	2,517,990	2,532,804
BLOCK02 Allowances							
0021200	Housing Allowance	0	0	0	42,000	42,000	42,000
0021700	Scarcity Allowance	10,000	7,500	10,000	10,000	10,000	10,000
0025100	Mileage Allowance	5,728	5,300	9,000	6,000	6,000	6,000
0025200	Transport/Drivers Allowance (Payroll)	5,900	0	3,600	3,600	3,600	3,600
0028100	Duty Allowance	33,188	27,000	31,000	36,000	36,000	36,000
0028300	Responsibility Allowance	50,750	35,250	54,000	45,000	45,000	45,000
0028400	Acting Allowance	0	0	5,000	10,000	10,000	10,000
0028500	Personal Allowance	0	0	6,000	6,000	6,000	6,000
0029510	Clothing Allowance	458	0	1,500	3,000	3,000	3,000
SUB-TOT Allowances		106,024	75,050	120,100	161,600	161,600	161,600
PERSONAL EMOLUMENTS & ALLOWANCES		2,895,389	2,450,450	3,732,003	2,680,304	2,679,590	2,694,404
OTHER CHARGES							
BLOCK10 Travel & Subsistence							
0101100	Transport of Persons Within The Bahamas	0	0	0	24,000	24,000	24,000
0101200	Subsistence For Travellers In The Bahamas	24,278	13,371	40,000	50,000	50,000	50,000
0102100	Transport of Persons Outside The Bahamas	0	0	0	150,000	150,000	150,000
0102200	Subsistence For Travellers Out The Bahamas	52,428	45,343	60,000	200,000	200,000	200,000
SUB-TOT Travel & Subsistence		76,706	58,714	100,000	424,000	424,000	424,000
BLOCK20 Transportation of Things							
0201200	Freight & Express	769	423	1,000	3,000	3,000	3,000
SUB-TOT Transportation of Things		769	423	1,000	3,000	3,000	3,000



ITEM	TITLE OF ITEM	PROVISIONAL	EXPENDITURE	APPROVED		PRELIMINARY	PRELIMINARY
		ACTUAL	(PROVISIONAL)	ESTIMATES	ESTIMATES	FORECAST	FORECAST
		EXPENDITURE	JULY - MARCH			ESTIMATES	ESTIMATES
		2016/2017	2017/2018	2017/2018	2018/2019	2019/2020	2020/2021
		\$	\$	\$	\$	\$	\$
BLOCK40 Printing & Reproduction							
0401100	Printing & Duplication	0	0	0	3,000	3,000	8,000
SUB-TOT Printing & Reproduction		0	0	0	3,000	3,000	8,000
BLOCK50 Other Contractual Services/Family Island Dev.							
0511100	Publication of Notices, Ads & Broadcast Time	0	0	10,000	10,000	10,000	10,000
0521100	Development Contracts	34,941	0	120,000	120,000	120,000	120,000
0522400	Wkshops, Conferences, Seminars, Meetings & Exhibits	4,575	186	6,000	6,000	6,000	6,000
0522800	Tuition, Training, In-service Awards, Subsistence	3,120	0	26,500	26,500	26,500	26,500
0524100	Licencing & Inspection of Vehicles	5,000	0	5,000	8,000	8,000	8,000
0541910	Maintenance Contracts (Ministry of Works)	360	0	2,000	2,000	2,000	2,000
0542910	Financial Services Promotional Tours	21,310	0	0	500,000	500,000	500,000
0542941	Administration - Abaco Office	7,317	4,499	20,600	20,600	20,600	20,600
0542950	Advertisement & Media Supplements	3,038,099	0	1,200,000	3,700,000	3,700,000	3,700,000
0581900	Fees & Other Charges	45,891	14,094	15,000	40,000	40,000	40,000
SUB-TOT Other Contractual Services/Family Island Dev.		3,160,613	18,779	1,405,100	4,433,100	4,433,100	4,433,100
BLOCK60 SUPPLIES & MATERIALS							
0611100	Office Supplies & Stationery	0	0	0	8,000	8,000	8,000
0611200	Newspapers, Periodicals, Magazines, Etc.	13,036	13,302	15,000	6,400	6,400	6,400
0611300	Cleaning & Toilet Supplies	0	0	0	6,400	6,400	6,400
0611400	Computer Software Supplies & Solutions	1,454	596	4,000	9,760	9,760	9,760
0611700	Other Supplies & Materials	3,561	2,784	5,000	10,000	10,000	10,000
0612101	Staff Engagement	0	0	0	2,000	2,000	2,000
0612300	Food (for Human Consumption)	0	0	0	8,000	8,000	8,000
0612400	Ice & Drinking Water	0	0	0	2,400	2,400	2,400
0613100	Clothing & Clothing Supplies	502	1,408	3,000	1,200	1,200	1,200
0641200	Surgical & Medical Supplies	498	299	1,000	800	800	800
SUB-TOT SUPPLIES & MATERIALS		19,051	18,389	28,000	54,960	54,960	54,960
BLOCK80 Repairs, Maintenance & Upkeep of Capital Assets							
0811110	Transportation Equipment Upkeep	17,092	12,328	16,000	30,000	30,000	50,000
0811300	Maintenance-Comp./Bus. Machines&Equip	629	1,250	1,000	10,000	10,000	30,000
0831770	Maintenance of Government Bldgs Program	2,680	2,035	4,000	15,000	15,000	15,000
0892400	Over the Hill Initiative	0	0	0	5,000,000	5,000,000	5,000,000

[Head 014] OFFICE OF THE PRIME MINISTER



ITEM	TITLE OF ITEM	PROVISIONAL EXPENDITURE		APPROVED ESTIMATES	ESTIMATES	PRELIMINARY FORECAST ESTIMATES	PRELIMINARY FORECAST ESTIMATES
		ACTUAL EXPENDITURE	(PROVISIONAL) EXPENDITURE				
		2016/2017 \$	JULY - MARCH 2017/2018 \$	2017/2018 \$	2018/2019 \$	2019/2020 \$	2020/2021 \$
	SUB-TOT Repairs, Maintenance & Upkeep of Capital Assets	20,401	15,613	21,000	5,055,000	5,055,000	5,095,000
	BLOCK90 Grants, Fixed Charges & Special Financial Transactions						
	0911223 The Antiquities, Monuments & Museum Corporation	2,475,000	1,796,250	2,475,000	2,475,000	2,475,000	2,475,000
	0911770 National Development Unit	41,022	29,692	50,000	176,000	176,000	176,000
	0911926 Operation of BEST Commission	0	0	0	100,000	100,000	100,000
	0911988 Office of the Prime Minister - Exuma	0	0	0	500,000	500,000	500,000
	0911989 Prime Minister's Delivery Unit	0	0	0	50,000	50,000	50,000
	0919210 Broadcasting Corporation of The Bahamas	0	0	0	7,977,420	7,977,420	7,977,420
	0919360 Clifton Heritage Authority	2,550,880	1,589,905	2,587,500	2,331,000	2,331,000	2,331,000
	0982300 VAT Expenses	11	0	1,000	2,000	2,000	2,000
	0991200 Provision For Contingencies	0	241,800	1,000,000	529,186	529,186	529,186
	BLOCK90 Grants, Fixed Charges & Special Financial Transactions	5,066,913	3,657,647	6,113,500	14,140,606	14,140,606	14,140,606
	BLOCK99 ITEMS NOT REPEATED						
	0999900 Items Not Repeated	78,719,364	1,292,183	200,000	0	0	0
	BLOCK99 ITEMS NOT REPEATED	78,719,364	1,292,183	200,000	0	0	0
	OTHER CHARGES	87,063,817	5,061,748	7,868,600	24,113,666	24,113,666	24,158,666
	OFFICE OF THE PRIME MINISTER TOTAL EXPENSES	89,959,206	7,512,198	11,600,603	26,793,970	26,793,256	26,853,070

THE ACCOUNTING OFFICER FOR THIS HEAD IS THE PERMANENT SECRETARY



ITEM	TITLE OF ITEM	PROVISIONAL	EXPENDITURE	APPROVED		PRELIMINARY	PRELIMINARY
		ACTUAL	(PROVISIONAL)	ESTIMATES	ESTIMATES	FORECAST	FORECAST
		EXPENDITURE	JULY - MARCH			ESTIMATES	ESTIMATES
	2016/2017	2017/2018	2017/2018	2018/2019	2019/2020	2020/2021	
	\$	\$	\$	\$	\$	\$	\$
BLOCK01 Personal Emoluments							
0011000	Salary-Permanent/Pensionable (Monthly)	1,984,509	1,567,738	1,841,011	1,518,623	1,506,004	1,518,623
0011100	Salary Contract Workers (Monthly)	6,000	61,529	491,150	403,050	403,050	403,050
0017100	Overtime - Monthly Employees (General)	0	0	0	3,000	3,000	3,000
SUB-TOT Personal Emoluments		1,990,509	1,629,267	2,332,161	1,924,673	1,912,054	1,924,673
BLOCK02 Allowances							
0028300	Responsibility Allowance	6,000	0	3,000	3,000	3,000	3,000
SUB-TOT Allowances		6,000	0	3,000	3,000	3,000	3,000
PERSONAL EMOLUMENTS & ALLOWANCES		1,996,509	1,629,267	2,335,161	1,927,673	1,915,054	1,927,673
OTHER CHARGES							
BLOCK10 Travel & Subsistence							
0101100	Transport of Persons Within The Bahamas	0	0	0	4,000	4,000	4,000
0101200	Subsistence For Travellers In The Bahamas	3,736	2,533	5,000	6,000	6,000	6,000
0101300	Mileage In The Bahamas	31,500	22,500	34,000	34,000	34,000	34,000
0102100	Transport of Persons Outside The Bahamas	0	0	0	3,000	3,000	3,000
0102200	Subsistence For Travellers Out The Bahamas	1,300	700	3,000	3,000	3,000	3,000
SUB-TOT Travel & Subsistence		36,536	25,733	42,000	50,000	50,000	50,000
BLOCK20 Transportation of Things							
0201200	Freight & Express	205	195	1,000	1,500	1,500	1,500
SUB-TOT Transportation of Things		205	195	1,000	1,500	1,500	1,500
BLOCK40 Printing & Reproduction							
0401100	Printing & Duplication	0	0	0	600	600	600
SUB-TOT Printing & Reproduction		0	0	0	600	600	600
BLOCK50 Other Contractual Services/Family Island Dev.							
0511100	Publication of Notices, Ads & Broadcast Time	0	0	0	400	400	400
0522800	Tuition, Training, In-service Awards, Subsistence	4,094	2,307	500	2,500	2,500	2,500
0524100	Licencing & Inspection of Vehicles	585	0	1,000	2,000	2,000	2,000
0541400	Repairs & Alterations (By Contract)	75	650	2,000	2,500	2,000	2,000
0581900	Fees & Other Charges	1,287	1,600	1,500	2,000	1,500	1,500
SUB-TOT Other Contractual Services/Family Island Dev.		6,041	4,557	5,000	9,400	8,400	8,400

[Head 016] BAHAMAS INFORMATION SERVICES



ITEM	TITLE OF ITEM	PROVISIONAL EXPENDITURE		APPROVED ESTIMATES	ESTIMATES	PRELIMINARY FORECAST ESTIMATES	PRELIMINARY FORECAST ESTIMATES
		ACTUAL EXPENDITURE	(PROVISIONAL) EXPENDITURE				
		2016/2017 \$	JULY - MARCH 2017/2018 \$	2017/2018 \$	2018/2019 \$	2019/2020 \$	2020/2021 \$
BLOCK60 SUPPLIES & MATERIALS							
0611100	Office Supplies & Stationery	0	0	0	6,800	6,800	6,800
0611200	Newspapers, Periodicals, Magazines, Etc.	1,987	933	2,150	2,400	2,400	2,400
0611300	Cleaning & Toilet Supplies	0	0	0	3,200	3,200	3,200
0611400	Computer Software Supplies & Solutions	2,067	1,747	4,000	8,000	8,000	8,000
0611700	Other Supplies & Materials	1,423	613	2,500	2,500	2,500	2,500
0612101	Staff Engagement	0	0	0	1,800	1,800	1,800
0612300	Food (for Human Consumption)	0	0	0	1,200	1,200	1,200
0612400	Ice & Drinking Water	0	0	0	1,200	1,200	1,200
0642200	Photographic Supplies	5,700	967	4,000	5,000	5,000	5,000
SUB-TOT SUPPLIES & MATERIALS		11,177	4,260	12,650	32,100	32,100	32,100
BLOCK80 Repairs, Maintenance & Upkeep of Capital Assets							
0811110	Transportation Equipment Upkeep	3,226	2,702	4,000	5,000	4,000	4,000
0811400	Upkeep & Maintenance of Instruments & Apparatus	308	190	500	1,000	500	500
SUB-TOT Repairs, Maintenance & Upkeep of Capital Assets		3,534	2,892	4,500	6,000	4,500	4,500
BLOCK90 Grants, Fixed Charges & Special Financial Transactions							
0982300	VAT Expenses	872	59	1,000	2,000	1,000	1,000
BLOCK90 Grants, Fixed Charges & Special Financial Transactions		872	59	1,000	2,000	1,000	1,000
OTHER CHARGES		58,365	37,696	66,150	101,600	98,100	98,100
BAHAMAS INFORMATION SERVICES TOTAL EXPENSES		2,054,874	1,666,963	2,401,311	2,029,273	2,013,154	2,025,773

THE ACCOUNTING OFFICER FOR THIS HEAD IS THE EXECUTIVE DIRECTOR

[Head 017] GOVERNMENT PRINTING DEPARTMENT



ITEM	TITLE OF ITEM	PROVISIONAL EXPENDITURE		APPROVED ESTIMATES	ESTIMATES	PRELIMINARY FORECAST ESTIMATES	PRELIMINARY FORECAST ESTIMATES
		ACTUAL EXPENDITURE	(PROVISIONAL) EXPENDITURE				
		2016/2017 \$	JULY - MARCH 2017/2018 \$	2017/2018 \$	2018/2019 \$	2019/2020 \$	2020/2021 \$
BLOCK01 Personal Emoluments							
0011000	Salary-Permanent/Pensionable (Monthly)	1,163,641	832,510	1,145,692	1,105,984	1,105,984	1,105,984
0011100	Salary Contract Workers (Monthly)	0	0	98,450	98,450	98,450	98,450
0017100	Overtime - Monthly Employees (General)	0	0	0	20,000	20,000	20,000
SUB-TOT Personal Emoluments		1,163,641	832,510	1,244,142	1,224,434	1,224,434	1,224,434
BLOCK02 Allowances							
0028400	Acting Allowance	0	0	1,000	1,000	1,000	1,000
0029100	Hazard Allowance (Civilian Staff)	64,622	43,590	74,000	79,200	79,200	79,200
SUB-TOT Allowances		64,622	43,590	75,000	80,200	80,200	80,200
PERSONAL EMOLUMENTS & ALLOWANCES		1,228,263	876,100	1,319,142	1,304,634	1,304,634	1,304,634
OTHER CHARGES							
BLOCK10 Travel & Subsistence							
0102100	Transport of Persons Outside The Bahamas	0	0	0	1,200	1,200	1,200
0102200	Subsistence For Travellers Out The Bahamas	3,001	0	4,000	5,100	5,100	5,100
SUB-TOT Travel & Subsistence		3,001	0	4,000	6,300	6,300	6,300
BLOCK40 Printing & Reproduction							
0401100	Printing & Duplication	216,850	85,247	190,000	240,000	240,000	490,000
SUB-TOT Printing & Reproduction		216,850	85,247	190,000	240,000	240,000	490,000
BLOCK50 Other Contractual Services/Family Island Dev.							
0511100	Publication of Notices, Ads & Broadcast Time	0	0	0	80	80	80
0524100	Licencing & Inspection of Vehicles	0	0	400	400	400	400
0541990	Operation of Facilities or Other Services	106,046	45,008	93,000	93,000	93,000	93,000
0581900	Fees & Other Charges	965	388	1,000	1,000	1,000	1,000
SUB-TOT Other Contractual Services/Family Island Dev.		107,011	45,396	94,400	94,480	94,480	94,480
BLOCK60 SUPPLIES & MATERIALS							
0611100	Office Supplies & Stationery	0	0	0	2,400	2,400	2,400
0611200	Newspapers, Periodicals, Magazines, Etc.	0	0	0	80	80	80
0611300	Cleaning & Toilet Supplies	0	0	0	4,000	4,000	4,000
0611400	Computer Software Supplies & Solutions	0	0	0	1,600	1,600	1,600
0611700	Other Supplies & Materials	1,910	211	2,500	2,500	2,500	2,500
0612101	Staff Engagement	0	0	0	1,760	1,760	1,760
0612300	Food (for Human Consumption)	0	0	0	400	400	400

[Head 017] GOVERNMENT PRINTING DEPARTMENT



ITEM	TITLE OF ITEM	PROVISIONAL EXPENDITURE		APPROVED ESTIMATES	ESTIMATES	PRELIMINARY FORECAST ESTIMATES	PRELIMINARY FORECAST ESTIMATES
		ACTUAL EXPENDITURE	(PROVISIONAL) EXPENDITURE				
		2016/2017 \$	JULY - MARCH 2017/2018 \$	2017/2018 \$	2018/2019 \$	2019/2020 \$	2020/2021 \$
0612400	Ice & Drinking Water	0	0	0	640	640	640
0613100	Clothing & Clothing Supplies	602	0	3,000	4,400	4,400	4,400
0682500	Spare Parts, Machines & Related Equipment	72,861	24,709	50,000	50,000	50,000	50,000
SUB-TOT SUPPLIES & MATERIALS		75,373	24,920	55,500	67,780	67,780	67,780
BLOCK80 Repairs, Maintenance & Upkeep of Capital Assets							
0811110	Transportation Equipment Upkeep	251	0	1,000	3,000	3,000	3,000
0811180	Maintenance & Upkeep of Machinery	1,416	0	2,500	5,000	5,000	5,000
0811300	Maintenance-Comp./Bus. Machines&Equip	12,480	0	0	16,000	16,000	36,000
0831770	Maintenance of Government Bldgs Program	2,977	1,768	4,000	4,000	4,000	4,000
SUB-TOT Repairs, Maintenance & Upkeep of Capital Assets		17,124	1,768	7,500	28,000	28,000	48,000
BLOCK90 Grants, Fixed Charges & Special Financial Transactions							
0982300	VAT Expenses	0	0	1,000	1,000	1,000	1,000
BLOCK90 Grants, Fixed Charges & Special Financial Transactions		0	0	1,000	1,000	1,000	1,000
OTHER CHARGES		419,359	157,331	352,400	437,560	437,560	707,560
GOVERNMENT PRINTING DEPARTMENT TOTAL EXPENSES		1,647,622	1,033,431	1,671,542	1,742,194	1,742,194	2,012,194

THE ACCOUNTING OFFICER FOR THIS HEAD IS THE SECRETARY TO THE CABINET



ITEM	TITLE OF ITEM	PROVISIONAL	EXPENDITURE	APPROVED		PRELIMINARY	PRELIMINARY
		ACTUAL	(PROVISIONAL)	ESTIMATES	ESTIMATES	FORECAST	FORECAST
		EXPENDITURE	JULY - MARCH			ESTIMATES	ESTIMATES
		2016/2017	2017/2018	2017/2018	2018/2019	2019/2020	2020/2021
		\$	\$	\$	\$	\$	\$
BLOCK01 Personal Emoluments							
0011000	Salary-Permanent/Pensionable (Monthly)	7,043,100	5,710,446	7,319,930	7,757,827	7,757,827	7,757,827
0011100	Salary Contract Workers (Monthly)	155,290	50,561	475,150	133,133	133,133	131,133
0017100	Overtime - Monthly Employees (General)	0	0	0	5,000	5,000	5,000
SUB-TOT Personal Emoluments		7,198,390	5,761,007	7,795,080	7,895,960	7,895,960	7,893,960
BLOCK02 Allowances							
0021200	Housing Allowance	13,000	0	13,000	5,000	5,000	5,000
0021400	Disturbance Allowance/Geographical	94,832	60,281	119,400	118,800	118,800	118,800
0025100	Mileage Allowance	6,441	1,666	10,000	6,000	6,000	6,000
0028300	Responsibility Allowance	125,061	64,395	120,000	120,000	120,000	120,000
0028400	Acting Allowance	688	0	5,000	3,000	3,000	3,000
0028700	Hardship Allowance	11,163	9,889	15,000	10,000	10,000	10,000
SUB-TOT Allowances		251,185	136,231	282,400	262,800	262,800	262,800
PERSONAL EMOLUMENTS & ALLOWANCES		7,449,575	5,897,238	8,077,480	8,158,760	8,158,760	8,156,760
OTHER CHARGES							
BLOCK10 Travel & Subsistence							
0101100	Transport of Persons Within The Bahamas	0	0	0	100,000	100,000	100,000
0101200	Subsistence For Travellers In The Bahamas	53,342	26,526	50,000	50,000	50,000	50,000
0101300	Mileage In The Bahamas	4,000	500	6,000	6,000	6,000	6,000
0101400	Incidental Travel Expenses In The Bahamas	0	0	0	1,000	1,000	1,000
0102100	Transport of Persons Outside The Bahamas	0	0	0	20,000	20,000	20,000
0102200	Subsistence For Travellers Out The Bahamas	3,120	2,200	5,000	5,000	5,000	5,000
0102400	Incidental Travel Expenses Outside The Bahamas	0	440	1,000	1,000	1,000	1,000
SUB-TOT Travel & Subsistence		60,462	29,666	62,000	183,000	183,000	183,000
BLOCK20 Transportation of Things							
0201100	Local Transportation of Goods	8,958	4,996	10,000	10,000	10,000	10,000
0201200	Freight & Express	18,362	6,806	15,000	15,000	15,000	15,000
SUB-TOT Transportation of Things		27,320	11,802	25,000	25,000	25,000	25,000



ITEM	TITLE OF ITEM	PROVISIONAL	EXPENDITURE	APPROVED		PRELIMINARY	PRELIMINARY
		ACTUAL	(PROVISIONAL)	ESTIMATES	ESTIMATES	FORECAST	FORECAST
		EXPENDITURE	JULY - MARCH	ESTIMATES	ESTIMATES	ESTIMATES	ESTIMATES
	2016/2017	2017/2018	2017/2018	2018/2019	2019/2020	2020/2021	
	\$	\$	\$	\$	\$	\$	
BLOCK30 Rent, Communication & Utilities							
0301120	Rent - Living Accommodation (General)	262,470	170,483	363,250	356,700	356,700	356,700
0301210	Office Rent Accommodation (General)	34,785	11,533	35,000	25,000	25,000	25,000
0302100	Postage, Postal Machines & Services	4,417	3,125	6,000	5,000	5,000	5,000
0303200	Street Lighting	43,680	0	0	330,000	330,000	330,000
0304110	Gasoline	0	0	0	2,000,000	2,000,000	2,000,000
0304120	Diesel	0	0	0	600,000	600,000	600,000
SUB-TOT Rent, Communication & Utilities		345,352	185,141	404,250	3,316,700	3,316,700	3,316,700
BLOCK40 Printing & Reproduction							
0401100	Printing & Duplication	0	0	0	18,000	18,000	33,000
SUB-TOT Printing & Reproduction		0	0	0	18,000	18,000	33,000
BLOCK50 Other Contractual Services/Family Island Dev.							
0511100	Publication of Notices, Ads & Broadcast Time	803	0	2,500	2,000	2,000	2,000
0522400	Wkshops,Conferences,Seminars,Meetings & Exhibits	77,201	75,341	80,000	110,000	110,000	110,000
0522800	Tuition, Training, In-service Awards, Subsistence	5,100	0	12,400	10,000	10,000	10,000
0524100	Licencing & Inspection of Vehicles	7,755	2,740	5,000	10,000	10,000	10,000
0541990	Operation of Facilities or Other Services	30,387	23,197	45,000	40,000	40,000	40,000
0562100	North Abaco	630,300	365,376	630,300	630,300	630,000	630,000
0562200	Marsh Harbour	1,378,000	808,427	1,378,000	1,378,000	1,378,000	1,378,000
0562300	South Abaco	270,000	158,400	270,000	270,000	270,000	270,000
0562400	Grand Cay	223,740	132,000	225,000	225,000	225,000	225,000
0562500	Hope Town	460,000	269,592	460,000	460,000	460,000	460,000
0562600	Moores Island	188,930	110,839	188,930	188,930	188,930	188,930
0562700	Green Turtle Cay	285,000	167,200	285,000	285,000	285,000	285,000
0563100	North Andros	471,900	276,848	471,900	471,900	471,900	471,900
0563200	Central Andros	470,000	275,733	470,000	470,000	470,000	470,000
0563300	South Andros	365,000	214,133	365,000	365,000	365,000	365,000
0563400	Mangrove Cay	236,800	139,169	237,220	237,220	237,220	237,220
0564100	Bimini	660,530	385,311	660,530	660,550	660,550	660,550
0564200	Berry Islands	202,750	118,947	202,750	202,750	202,750	202,750
0565100	Cat Island	392,790	230,437	392,790	392,787	392,787	392,787
0565200	Crooked Island & Long Cay	246,488	123,244	280,100	280,100	280,100	280,100
0565300	Acklins	220,500	110,000	250,000	250,000	250,000	250,000
0566100	Central Eleuthera	530,150	311,021	530,150	530,150	530,150	530,150
0566200	South Eleuthera	560,200	328,651	560,200	560,200	560,200	560,200
0566300	North Eleuthera	283,500	166,320	283,500	283,500	283,500	283,500



ITEM	TITLE OF ITEM	PROVISIONAL	EXPENDITURE	APPROVED		PRELIMINARY	PRELIMINARY
		ACTUAL	(PROVISIONAL)	ESTIMATES	ESTIMATES	FORECAST	FORECAST
		EXPENDITURE	JULY - MARCH			ESTIMATES	ESTIMATES
		2016/2017	2017/2018	2017/2018	2018/2019	2019/2020	2020/2021
		\$	\$	\$	\$	\$	\$
0566400	Harbour Island	430,990	252,847	430,990	430,990	430,990	430,990
0566500	Spanish Wells	360,650	211,581	360,650	360,650	360,650	360,650
0567100	Exuma	530,100	307,726	530,100	530,100	530,100	530,100
0567200	Ragged Island	104,100	61,072	104,100	104,100	104,100	104,100
0567300	Black Point	244,900	143,675	244,900	244,900	244,900	244,900
0568100	Long Island	640,000	375,467	640,000	640,000	640,000	640,000
0568200	Rum Cay	94,600	55,499	94,600	94,600	94,600	94,600
0568300	San Salvador	311,320	182,641	311,320	311,320	311,320	311,320
0569100	The City of Freeport	895,800	525,536	895,800	711,800	711,800	711,800
0569200	West Grand Bahama	707,095	414,949	707,300	707,300	707,300	707,300
0569300	East Grand Bahama	378,000	221,760	378,000	378,000	378,000	378,000
0569500	Inagua	339,000	198,790	339,000	339,000	339,000	339,000
0569600	Mayaguana	286,000	143,000	325,000	325,000	325,000	325,000
0581900	Fees & Other Charges	26,043	34,560	55,000	50,000	50,000	50,000
SUB-TOT Other Contractual Services/Family Island Dev.		13,546,422	7,922,029	13,703,030	13,541,147	13,540,847	13,540,847
BLOCK60 SUPPLIES & MATERIALS							
0611100	Office Supplies & Stationery	38	0	0	40,000	40,000	40,000
0611200	Newspapers, Periodicals, Magazines, Etc.	2,036	977	3,000	4,000	4,000	4,000
0611300	Cleaning & Toilet Supplies	66	0	0	40,000	40,000	40,000
0611400	Computer Software Supplies & Solutions	2,191	1,473	4,000	4,800	4,800	4,800
0611700	Other Supplies & Materials	3,350	2,868	5,000	5,000	5,000	5,000
0612101	Staff Engagement	0	0	0	17,360	17,360	17,360
0612300	Food (for Human Consumption)	0	0	0	4,000	4,000	4,000
0612400	Ice & Drinking Water	0	0	0	25,000	25,000	25,000
SUB-TOT SUPPLIES & MATERIALS		7,681	5,318	12,000	140,160	140,160	140,160
BLOCK80 Repairs, Maintenance & Upkeep of Capital Assets							
0811110	Transportation Equipment Upkeep	33,494	30,495	50,000	50,000	50,000	100,000
0811180	Maintenance & Upkeep of Machinery	14,582	8,883	20,000	20,000	20,000	30,000
0811300	Maintenance-Comp./Bus. Machines&Equip	960	5,881	10,000	10,000	10,000	20,000
0812100	Office Furniture Upkeep	0	0	4,000	4,000	4,000	4,000
0831770	Maintenance of Government Bldgs Program	78,396	10,141	25,000	25,000	25,000	25,000
0834100	Maintenance Housing Accom/Quarters & Cottages	76,233	6,310	25,000	25,000	25,000	70,000
0839300	Emergency Maintenance	7,135	1,649	10,000	10,000	10,000	10,000
0839500	Other Upkeep	77,868	6,730	50,000	50,000	50,000	100,000
SUB-TOT Repairs, Maintenance & Upkeep of Capital Assets		288,668	70,089	194,000	194,000	194,000	359,000

[Head 018] DEPARTMENT OF LOCAL GOVERNMENT



ITEM	TITLE OF ITEM	PROVISIONAL EXPENDITURE		APPROVED ESTIMATES	ESTIMATES	PRELIMINARY FORECAST ESTIMATES	PRELIMINARY FORECAST ESTIMATES
		ACTUAL EXPENDITURE	(PROVISIONAL) EXPENDITURE				
		2016/2017 \$	JULY - MARCH 2017/2018 \$	2017/2018 \$	2018/2019 \$	2019/2020 \$	2020/2021 \$
BLOCK90 Grants, Fixed Charges & Special Financial Transactions							
0911713	Local Government Act Review Committee	0	0	100,000	100,000	100,000	100,000
0982300	VAT Expenses	854	53	1,000	1,000	1,000	1,000
0991310	Family Islands Various Capital Projects	0	684,212	1,000,000	750,000	750,000	1,750,000
BLOCK90 Grants, Fixed Charges & Special Financial Transactions		854	684,265	1,101,000	851,000	851,000	1,851,000
BLOCK99 ITEMS NOT REPEATED							
0999900	Items Not Repeated	60,277	10,424	60,000	0	0	0
BLOCK99 ITEMS NOT REPEATED		60,277	10,424	60,000	0	0	0
OTHER CHARGES		14,337,036	8,918,734	15,561,280	18,269,007	18,268,707	19,448,707
DEPARTMENT OF LOCAL GOVERNMENT TOTAL EXPENSES		21,786,611	14,815,972	23,638,760	26,427,767	26,427,467	27,605,467

THE ACCOUNTING OFFICER FOR THIS HEAD IS THE PERMANENT SECRETARY

[Head 019] DEPARTMENT OF PHYSICAL PLANNING



ITEM	TITLE OF ITEM	PROVISIONAL EXPENDITURE		APPROVED ESTIMATES	ESTIMATES	PRELIMINARY FORECAST ESTIMATES	PRELIMINARY FORECAST ESTIMATES
		ACTUAL EXPENDITURE	(PROVISIONAL) EXPENDITURE				
		2016/2017 \$	JULY - MARCH 2017/2018 \$	2017/2018 \$	2018/2019 \$	2019/2020 \$	2020/2021 \$
BLOCK01 Personal Emoluments							
0011000	Salary-Permanent/Pensionable (Monthly)	671,882	492,118	721,100	687,238	602,776	607,377
0011100	Salary Contract Workers (Monthly)	1,640	0	74,450	45,000	74,450	74,450
0016200	Honoraria	49,200	0	98,400	98,400	98,400	98,400
0017100	Overtime - Monthly Employees (General)	0	0	0	3,000	3,000	3,000
SUB-TOT Personal Emoluments		722,722	492,118	893,950	833,638	778,626	783,227
BLOCK02 Allowances							
0028300	Responsibility Allowance	0	0	4,500	4,500	4,500	4,500
0028400	Acting Allowance	0	0	1,000	1,500	1,500	1,500
SUB-TOT Allowances		0	0	5,500	6,000	6,000	6,000
PERSONAL EMOLUMENTS & ALLOWANCES		722,722	492,118	899,450	839,638	784,626	789,227
OTHER CHARGES							
BLOCK10 Travel & Subsistence							
0101100	Transport of Persons Within The Bahamas	0	0	0	6,400	6,400	6,400
0101200	Subsistence For Travellers In The Bahamas	140	0	1,500	3,000	3,000	3,000
0101300	Mileage In The Bahamas	0	0	500	500	500	500
0102100	Transport of Persons Outside The Bahamas	0	0	2,500	2,400	2,400	2,400
0102200	Subsistence For Travellers Out The Bahamas	0	0	1,000	2,000	2,000	2,000
SUB-TOT Travel & Subsistence		140	0	5,500	14,300	14,300	14,300
BLOCK20 Transportation of Things							
0201200	Freight & Express	0	0	100	100	100	100
SUB-TOT Transportation of Things		0	0	100	100	100	100
BLOCK30 Rent, Communication & Utilities							
0302100	Postage, Postal Machines & Services	0	28	50	50	50	50
SUB-TOT Rent, Communication & Utilities		0	28	50	50	50	50
BLOCK40 Printing & Reproduction							
0401100	Printing & Duplication	0	0	0	9,600	9,600	19,600
SUB-TOT Printing & Reproduction		0	0	0	9,600	9,600	19,600
BLOCK50 Other Contractual Services/Family Island Dev.							

[Head 019] DEPARTMENT OF PHYSICAL PLANNING



ITEM	TITLE OF ITEM	PROVISIONAL	EXPENDITURE	APPROVED		PRELIMINARY	PRELIMINARY
		ACTUAL	(PROVISIONAL)	ESTIMATES	ESTIMATES	FORECAST	FORECAST
		EXPENDITURE	JULY - MARCH			ESTIMATES	ESTIMATES
	2016/2017	2017/2018	2017/2018	2018/2019	2019/2020	2020/2021	
	\$	\$	\$	\$	\$	\$	
0511100	Publication of Notices, Ads & Broadcast Time	0	0	1,500	1,600	1,600	1,600
0521100	Development Contracts	6,346	1,560	11,500	11,500	11,500	11,500
0521400	Research, Surveys, Studies, Evaluations Revision	0	0	7,000	7,000	7,000	7,000
0522400	Wkshops,Conferences,Seminars,Meetings & Exhibits	10,535	4,213	8,000	8,000	8,000	8,000
0522800	Tuition, Training, In-service Awards, Subsistence	35,022	0	38,164	23,731	23,731	23,731
0524100	Licencing & Inspection of Vehicles	1,170	629	1,400	1,400	1,400	1,400
0581900	Fees & Other Charges	6,534	3,102	10,500	5,500	5,500	5,500
SUB-TOT Other Contractual Services/Family Island Dev.		59,607	9,504	78,064	58,731	58,731	58,731
BLOCK60 SUPPLIES & MATERIALS							
0611100	Office Supplies & Stationery	0	0	0	4,000	4,000	4,000
0611200	Newspapers, Periodicals, Magazines, Etc.	1,915	968	2,000	1,210	1,210	1,210
0611300	Cleaning & Toilet Supplies	0	0	0	3,120	3,120	3,120
0611400	Computer Software Supplies & Solutions	0	0	5,000	3,200	3,200	3,200
0611700	Other Supplies & Materials	1,438	5,313	10,000	1,600	1,600	1,600
0612101	Staff Engagement	0	0	0	1,040	1,040	1,040
0612300	Food (for Human Consumption)	0	0	0	5,600	5,600	5,600
0612400	Ice & Drinking Water	0	0	0	400	400	400
SUB-TOT SUPPLIES & MATERIALS		3,353	6,281	17,000	20,170	20,170	20,170
BLOCK80 Repairs, Maintenance & Upkeep of Capital Assets							
0811110	Transportation Equipment Upkeep	1,929	3,118	16,100	6,100	6,100	16,100
0811400	Upkeep & Maintenance of Instruments & Apparatus	1,608	1,275	6,000	6,000	6,000	26,000
0831770	Maintenance of Government Bldgs Program	0	4,461	1,000	1,000	1,000	1,000
SUB-TOT Repairs, Maintenance & Upkeep of Capital Assets		3,537	8,854	23,100	13,100	13,100	43,100
BLOCK90 Grants, Fixed Charges & Special Financial Transactions							
0982300	VAT Expenses	880	502	1,000	1,000	1,000	1,000
BLOCK90 Grants, Fixed Charges & Special Financial Transactions		880	502	1,000	1,000	1,000	1,000
OTHER CHARGES		67,517	25,169	124,814	117,051	117,051	157,051
DEPARTMENT OF PHYSICAL PLANNING TOTAL EXPENSES		790,239	517,287	1,024,264	956,689	901,677	946,278

THE ACCOUNTING OFFICER FOR THIS HEAD IS THE DIRECTOR

[Head 020] DEPARTMENT OF LANDS & SURVEYS



ITEM	TITLE OF ITEM	PROVISIONAL	EXPENDITURE	APPROVED		PRELIMINARY	PRELIMINARY
		ACTUAL	(PROVISIONAL)	ESTIMATES	ESTIMATES	FORECAST	FORECAST
		EXPENDITURE	JULY - MARCH	ESTIMATES	ESTIMATES	ESTIMATES	ESTIMATES
		2016/2017	2017/2018	2017/2018	2018/2019	2019/2020	2020/2021
		\$	\$	\$	\$	\$	\$
BLOCK01 Personal Emoluments							
0011000	Salary-Permanent/Pensionable (Monthly)	1,340,719	982,414	1,771,173	1,075,780	1,090,210	1,104,990
0011100	Salary Contract Workers (Monthly)	7,054	10,071	172,450	279,150	279,150	279,150
0017100	Overtime - Monthly Employees (General)	0	0	0	3,000	3,000	3,000
SUB-TOT Personal Emoluments		1,347,773	992,485	1,943,623	1,357,930	1,372,360	1,387,140
BLOCK02 Allowances							
0021200	Housing Allowance	250	0	5,000	5,000	5,000	5,000
0021700	Scarcity Allowance	0	0	10,000	10,000	10,000	10,000
0028300	Responsibility Allowance	7,739	4,279	10,000	10,000	10,000	10,000
0028400	Acting Allowance	525	0	2,500	2,500	2,500	2,500
0029100	Hazard Allowance (Civilian Staff)	16,799	12,554	36,000	36,000	36,000	36,000
SUB-TOT Allowances		25,313	16,833	63,500	63,500	63,500	63,500
PERSONAL EMOLUMENTS & ALLOWANCES		1,373,086	1,009,318	2,007,123	1,421,430	1,435,860	1,450,640
OTHER CHARGES							
BLOCK10 Travel & Subsistence							
0101100	Transport of Persons Within The Bahamas	0	0	0	12,000	12,000	12,000
0101200	Subsistence For Travellers In The Bahamas	4,191	600	6,000	12,000	12,000	12,000
0102100	Transport of Persons Outside The Bahamas	0	0	0	10,000	10,000	10,000
0102200	Subsistence For Travellers Out The Bahamas	0	0	0	10,000	10,000	10,000
SUB-TOT Travel & Subsistence		4,191	600	6,000	44,000	44,000	44,000
BLOCK20 Transportation of Things							
0201200	Freight & Express	0	6	1,000	1,000	1,000	1,000
SUB-TOT Transportation of Things		0	6	1,000	1,000	1,000	1,000
BLOCK40 Printing & Reproduction							
0401100	Printing & Duplication	0	0	0	12,000	12,000	22,000
SUB-TOT Printing & Reproduction		0	0	0	12,000	12,000	22,000
BLOCK50 Other Contractual Services/Family Island Dev.							
0511100	Publication of Notices, Ads & Broadcast Time	0	0	2,000	4,800	4,800	4,800
0521100	Development Contracts	0	0	8,500	2,138,571	8,500	8,500
0524100	Licencing & Inspection of Vehicles	390	585	2,500	4,000	4,000	4,000
0541990	Operation of Facilities or Other Services	5,117	4,475	5,000	5,000	5,000	5,000
0543270	Survey Campaign	22,560	3,785	50,000	50,000	50,000	50,000

[Head 020] DEPARTMENT OF LANDS & SURVEYS



ITEM	TITLE OF ITEM	PROVISIONAL	EXPENDITURE	APPROVED		PRELIMINARY	PRELIMINARY
		ACTUAL	(PROVISIONAL)	ESTIMATES	ESTIMATES	FORECAST	FORECAST
		EXPENDITURE	JULY - MARCH			ESTIMATES	ESTIMATES
	2016/2017	2017/2018	2017/2018	2018/2019	2019/2020	2020/2021	
	\$	\$	\$	\$	\$	\$	
0581900	Fees & Other Charges	1,394	506	3,000	3,000	3,000	3,000
SUB-TOT Other Contractual Services/Family Island Dev.		29,461	9,351	71,000	2,205,371	75,300	75,300
BLOCK60 SUPPLIES & MATERIALS							
0611100	Office Supplies & Stationery	0	0	0	9,600	9,600	9,600
0611200	Newspapers, Periodicals, Magazines, Etc.	1,578	1,181	2,075	2,075	2,075	2,075
0611300	Cleaning & Toilet Supplies	0	0	0	9,600	9,600	9,600
0611700	Other Supplies & Materials	1,755	2,208	3,000	3,000	3,000	3,000
0612101	Staff Engagement	0	0	0	1,680	1,680	1,680
0612300	Food (for Human Consumption)	0	0	0	1,600	1,600	1,600
0612400	Ice & Drinking Water	0	0	0	1,840	1,840	1,840
0613100	Clothing & Clothing Supplies	1,240	0	5,000	4,000	4,000	4,000
SUB-TOT SUPPLIES & MATERIALS		4,573	3,389	10,075	33,395	33,395	33,395
BLOCK80 Repairs, Maintenance & Upkeep of Capital Assets							
0811110	Transportation Equipment Upkeep	2,167	589	5,000	7,000	7,000	22,000
0811300	Maintenance-Comp./Bus. Machines&Equip	472	135	4,000	4,000	4,000	14,000
0831770	Maintenance of Government Bldgs Program	1,808	1,853	3,000	10,000	10,000	10,000
SUB-TOT Repairs, Maintenance & Upkeep of Capital Assets		4,447	2,577	12,000	21,000	21,000	46,000
BLOCK90 Grants, Fixed Charges & Special Financial Transactions							
0911719	Land Surveyors Board Expenses	0	52	1,000	1,000	1,000	1,000
0982300	VAT Expenses	845	368	1,000	1,000	1,000	1,000
BLOCK90 Grants, Fixed Charges & Special Financial Transactions		845	420	2,000	2,000	2,000	2,000
BLOCK99 ITEMS NOT REPEATED							
0999900	Items Not Repeated	900	0	0	0	0	0
BLOCK99 ITEMS NOT REPEATED		900	0	0	0	0	0
OTHER CHARGES		44,417	16,343	102,075	2,318,766	188,695	223,695
DEPARTMENT OF LANDS & SURVEYS TOTAL EXPENSES		1,417,503	1,025,661	2,109,198	3,740,196	1,624,555	1,674,335

THE ACCOUNTING OFFICER FOR THIS HEAD IS THE DIRECTOR



ITEM	TITLE OF ITEM	PROVISIONAL	EXPENDITURE	APPROVED		PRELIMINARY	PRELIMINARY	
		ACTUAL	(PROVISIONAL)	ESTIMATES	ESTIMATES	FORECAST	FORECAST	
		EXPENDITURE	JULY - MARCH	ESTIMATES	ESTIMATES	ESTIMATES	ESTIMATES	
	2016/2017	2017/2018	2017/2018	2018/2019	2019/2020	2020/2021		
	\$	\$	\$	\$	\$	\$		
BLOCK01 Personal Emoluments								
0011000	Salary-Permanent/Pensionable (Monthly)	17,560,285	5,583,715	13,052,300	9,732,650	9,840,400	9,947,750	
0011100	Salary Contract Workers (Monthly)	240,405	63,247	1,094,150	109,200	109,200	109,200	
0014104	New Appointments	0	0	0	2,500,000	2,500,000	2,500,000	
0015100	Regular Weekly Wages	3,083	-2,255	38,000	38,000	38,000	38,000	
0015200	Global Summer Employment	1,248,551	2,049,157	2,500,000	3,000,000	3,000,000	3,000,000	
0016200	Honoraria	106,700	5,883	75,000	75,000	75,000	75,000	
0016400	Honoraria For Boards	52,700	2,350	100,000	100,000	100,000	100,000	
0017100	Overtime - Monthly Employees (General)	7,830,353	4,898,687	7,000,000	29,801	29,801	29,801	
SUB-TOT Personal Emoluments		27,042,077	12,600,784	23,859,450	15,584,651	15,692,401	15,799,751	
BLOCK02 Allowances								
0021200	Housing Allowance	4,917	129,000	40,000	258,000	258,000	258,000	
0025100	Mileage Allowance	61,755	88,893	255,000	140,000	140,000	150,000	
0025200	Transport/Drivers Allowance (Payroll)	4,200	300	4,000	4,000	4,000	4,000	
0028100	Duty Allowance	23,423	31,350	38,000	38,000	38,000	38,000	
0028300	Responsibility Allowance	35,583	28,083	35,000	60,000	60,000	60,000	
0028400	Acting Allowance	0	9,613	10,000	10,000	10,000	10,000	
SUB-TOT Allowances		129,878	287,239	382,000	510,000	510,000	520,000	
PERSONAL EMOLUMENTS & ALLOWANCES		27,171,955	12,888,023	24,241,450	16,094,651	16,202,401	16,319,751	
OTHER CHARGES								
BLOCK10 Travel & Subsistence								
0101100	Transport of Persons Within The Bahamas	2,584,516	1,834,925	2,601,000	25,500	25,500	25,000	
0101200	Subsistence For Travellers In The Bahamas	9,280	6,732	4,000	67,200	67,200	67,200	
0101300	Mileage In The Bahamas	338	651	5,000	5,000	5,000	5,000	
0102100	Transport of Persons Outside The Bahamas	1,204,144	1,183,732	1,225,000	350,000	350,000	350,000	
0102200	Subsistence For Travellers Out The Bahamas	11,019	25,536	15,000	332,000	332,000	332,000	
SUB-TOT Travel & Subsistence		3,809,297	3,051,576	3,850,000	779,700	779,700	779,200	
BLOCK30 Rent, Communication & Utilities								
0301120	Rent - Living Accommodation (General)	350,000	331,864	300,000	300,000	300,000	300,000	
0301260	Rent Arrears	0	0	0	13,589,278	18,037,332	13,000,000	
0302100	Postage, Postal Machines & Services	35	294	2,000	2,000	2,000	2,000	
0302200	Telephones & Cable	7,148,660	6,738,804	7,310,000	9,265,412	10,265,412	10,265,412	
0303100	Electricity	0	14,369,258	28,000,000	27,000,000	27,000,000	27,000,000	
0304130	Oil & Lubricants	279,492	12,524	150,000	150,000	150,000	156,750	
0304150	Aviation Fuel	231,271	15,065	300,000	300,000	300,000	313,500	
0304160	Propane Gas	93,600	1,301	120,000	120,000	120,000	125,400	
0305100	Lease Government Vehicles	4,960,452	3,365,908	5,000,000	6,000,000	6,000,000	6,000,000	



ITEM	TITLE OF ITEM	PROVISIONAL	EXPENDITURE	APPROVED		PRELIMINARY	PRELIMINARY
		ACTUAL	(PROVISIONAL)	ESTIMATES	ESTIMATES	FORECAST	FORECAST
		EXPENDITURE	JULY - MARCH	ESTIMATES	ESTIMATES	ESTIMATES	ESTIMATES
	2016/2017	2017/2018	2017/2018	2018/2019	2019/2020	2020/2021	
	\$	\$	\$	\$	\$	\$	
	SUB-TOT Rent, Communication & Utilities	13,063,510	24,835,018	41,182,000	56,726,690	62,174,744	57,163,062
	BLOCK40 Printing & Reproduction						
	0401100 Printing & Duplication	1,434,554	1,609,118	2,400,000	30,000	30,000	70,000
	SUB-TOT Printing & Reproduction	1,434,554	1,609,118	2,400,000	30,000	30,000	70,000
	BLOCK50 Other Contractual Services/Family Island Dev.						
	0511100 Publication of Notices, Ads & Broadcast Time	10,140	0	13,000	20,000	20,000	20,000
	0521100 Development Contracts	7,465,560	5,106,719	7,050,000	5,000,000	5,000,000	8,000,000
	0521200 Professional Services (Audit, Accounting)	52,143	14,900	70,000	70,000	70,000	70,000
	0522400 Wkshops, Conferences, Seminars, Meetings & Exhibits	171,825	79,887	250,000	200,000	200,000	200,000
	0522800 Tuition, Training, In-service Awards, Subsistence	6,238	4,852	20,000	350,000	350,000	350,000
	0524100 Licencing & Inspection of Vehicles	90,123	131,060	100,000	150,000	150,000	150,000
	0541990 Operation of Facilities or Other Services	2,421,587	1,885,661	2,500,000	2,500,000	2,500,000	2,500,000
	0543220 Constituency Offices	1,130,339	873,226	1,170,000	1,170,000	1,170,000	1,170,000
	0574100 Insurance Premiums - Vehicles	1,022,448	538,092	1,500,000	1,750,000	1,750,000	1,750,000
	0574400 Caribbean Catastrophe Risk Insurance Facility	289,104	2,340,000	900,000	2,400,000	2,450,000	2,500,000
	0581900 Fees & Other Charges	288,176	51,807	100,000	100,000	100,000	100,000
	SUB-TOT Other Contractual Services/Family Island Dev.	12,947,683	11,026,204	13,673,000	13,710,000	13,760,000	16,810,000
	BLOCK60 SUPPLIES & MATERIALS						
	0611100 Office Supplies & Stationery	746,179	458,190	600,000	24,000	24,000	24,000
	0611200 Newspapers, Periodicals, Magazines, Etc.	2,030	4,671	7,500	6,000	6,000	6,000
	0611300 Cleaning & Toilet Supplies	1,489,324	859,930	920,000	10,000	10,000	10,000
	0611400 Computer Software Supplies & Solutions	1,882	1,076	6,000	4,760	4,760	4,760
	0611700 Other Supplies & Materials	675	701	2,000	1,600	1,600	1,600
	0612101 Staff Engagement	0	0	0	4,520	4,520	4,520
	0612300 Food (for Human Consumption)	3,933,205	2,134,025	4,000,000	8,000	8,000	8,000
	0612400 Ice & Drinking Water	398,183	162,171	350,000	4,000	4,000	4,000
	SUB-TOT SUPPLIES & MATERIALS	6,571,478	3,620,764	5,885,500	62,880	62,880	62,880
	BLOCK70 Acquisition, Constr. & Improvement of Capital Assets						
	0791270 Small and Medium Size Businesses Support	5,496,114	0	0	5,500,000	5,500,000	5,500,000
	SUB-TOT Acquisition, Constr. & Improvement of Capital Assets	5,496,114	0	0	5,500,000	5,500,000	5,500,000
	BLOCK80 Repairs, Maintenance & Upkeep of Capital Assets						
	0811110 Transportation Equipment Upkeep	7,539	5,926	10,000	10,000	15,000	40,000
	0831770 Maintenance of Government Bldgs Program	0	420	2,000	2,000	2,000	2,000
	SUB-TOT Repairs, Maintenance & Upkeep of Capital Assets	7,539	6,346	12,000	12,000	17,000	42,000
	BLOCK90 Grants, Fixed Charges & Special Financial Transactions						

[Head 021] MINISTRY OF FINANCE



ITEM	TITLE OF ITEM	PROVISIONAL	EXPENDITURE	APPROVED		PRELIMINARY	PRELIMINARY
		ACTUAL	(PROVISIONAL)	ESTIMATES	ESTIMATES	FORECAST	FORECAST
		EXPENDITURE	JULY - MARCH			ESTIMATES	ESTIMATES
	2016/2017	2017/2018	2017/2018	2018/2019	2019/2020	2020/2021	
	\$	\$	\$	\$	\$	\$	
0911504	Sundry Constituency Projects	3,566,794	2,925,000	3,900,000	3,900,000	3,900,000	3,900,000
0911905	National Health Insurance Authority	0	0	0	10,000,000	15,000,000	18,000,000
0911953	Securities Commission	0	0	0	2,000,000	2,000,000	2,000,000
0911960	IDB Country Programme	884,763	461,447	1,000,000	2,270,500	2,270,500	2,270,500
0911966	Central Bank of The Bahamas	0	0	0	3,700,000	3,700,000	3,700,000
0911967	Cruise Line Operators	0	0	0	30,000,000	29,000,000	13,000,000
0911968	Provisions for Resolve Interest Payment - Bank of The Bahamas Bond	0	0	0	8,805,000	5,870,000	5,870,000
0911969	Settlement for Contingent Liability for Bank of The Bahamas	0	0	0	17,000,000	17,000,000	17,000,000
0911973	Clico Obligations	0	0	0	12,403,290	12,403,290	12,403,290
0911991	Public Procurement Department	0	0	0	400,000	500,000	400,000
0912353	Administration of Tax Info Exchange Agreement	1,019	0	20,000	20,000	20,000	20,000
0912501	International Conferences	254,069	200,000	500,000	500,000	500,000	500,000
0914202	Tourism Contractual Obligations	24,565,625	10,484,204	20,000,000	45,000,000	45,000,000	45,000,000
0919231	Equity Contribution - Bahamar	0	374,884	9,000,000	9,000,000	9,000,000	9,000,000
0919240	Bahamas Development Bank	3,819,602	1,483,682	3,000,000	3,000,000	3,000,000	3,000,000
0919320	Financial Intelligence Unit (FIU)	0	0	0	1,172,000	1,172,000	1,172,000
0919330	Compliance Commission	0	0	0	430,000	430,000	430,000
0919340	Office of Data Protection Commission	43,937	50,719	150,000	150,000	150,000	150,000
0919380	Tax Reform	12,281,219	7,287,929	12,500,000	10,000,000	10,000,000	10,000,000
0952021	Mortgage Relief Program	0	0	0	233,000	0	0
0982300	VAT Expenses	199	0	1,000	1,000	1,000	1,000
0984100	BPL Arrears Action Plan	0	0	0	11,921,474	11,813,218	0
0984400	Other Utilities Arrears Action (W&S/ BTC)	0	0	0	15,761,108	11,813,218	0
0984500	National Drug Plan (Arrears)	0	6,438,061	7,500,000	15,993,847	18,666,666	13,333,334
0991100	Contingencies - Various Depts Other Charges	120,230,160	21,413,584	10,000,000	13,919,817	10,000,000	5,000,000
0991101	Outstanding Commitments - Various Ministries and Department	0	0	0	50,227,305	25,000,000	13,000,000
BLOCK90	Grants, Fixed Charges & Special Financial Transactions	165,647,387	51,119,510	67,571,000	267,808,341	238,209,892	179,150,124
BLOCK99 ITEMS NOT REPEATED							
0999900	Items Not Repeated	28,836,881	20,059,099	55,123,500	0	0	0
BLOCK99	ITEMS NOT REPEATED	28,836,881	20,059,099	55,123,500	0	0	0
OTHER CHARGES		237,814,443	115,327,635	189,697,000	344,629,611	320,534,216	259,577,266
MINISTRY OF FINANCE TOTAL EXPENSES		264,986,398	128,215,658	213,938,450	360,724,262	336,736,617	275,897,017

THE ACCOUNTING OFFICER FOR THIS HEAD IS THE FINANCIAL SECRETARY

[Head 022] TREASURY DEPARTMENT



ITEM	TITLE OF ITEM	PROVISIONAL EXPENDITURE		APPROVED ESTIMATES	ESTIMATES	PRELIMINARY FORECAST ESTIMATES	PRELIMINARY FORECAST ESTIMATES
		ACTUAL EXPENDITURE	(PROVISIONAL) EXPENDITURE				
		2016/2017 \$	JULY - MARCH 2017/2018 \$	2017/2018 \$	2018/2019 \$	2019/2020 \$	2020/2021 \$
BLOCK01 Personal Emoluments							
0011000	Salary-Permanent/Pensionable (Monthly)	3,489,377	7,261,408	7,435,818	8,979,218	8,979,218	8,979,218
0011100	Salary Contract Workers (Monthly)	0	0	0	439,200	439,200	439,200
0017100	Overtime - Monthly Employees (General)	0	0	0	9,833	9,833	9,833
0019510	National Insurance Contributions (Monthly Staff)	32,106,376	23,944,479	29,810,203	31,898,690	31,898,690	33,898,690
0019520	National Insurance Contributions (Monthly Staff)	388,476	33,696	1,513,094	1,513,094	1,513,094	1,513,094
SUB-TOT Personal Emoluments		35,984,229	31,239,583	38,759,115	42,840,035	42,840,035	44,840,035
BLOCK02 Allowances							
0021200	Housing Allowance	22,000	10,200	22,000	22,000	22,000	22,000
0021900	Risk Allowance	10,400	6,400	9,600	12,800	12,800	12,800
0025100	Mileage Allowance	18,750	16,600	20,000	222,000	222,000	222,000
0028300	Responsibility Allowance	44,871	13,083	70,000	70,000	70,000	70,000
0028400	Acting Allowance	905	475	5,000	5,000	5,000	5,000
SUB-TOT Allowances		96,926	46,758	126,600	331,800	331,800	331,800
PERSONAL EMOLUMENTS & ALLOWANCES		36,081,155	31,286,341	38,885,715	43,171,835	43,171,835	45,171,835
OTHER CHARGES							
BLOCK10 Travel & Subsistence							
0101100	Transport of Persons Within The Bahamas	0	0	0	17,000	17,000	17,000
0101200	Subsistence For Travellers In The Bahamas	2,400	1,190	3,500	22,173	22,173	22,173
0102100	Transport of Persons Outside The Bahamas	0	0	0	4,000	4,000	4,000
0102200	Subsistence For Travellers Out The Bahamas	0	1,400	800	37,720	37,720	37,720
SUB-TOT Travel & Subsistence		2,400	2,590	4,300	80,893	80,893	80,893
BLOCK30 Rent, Communication & Utilities							
0301210	Office Rent Accommodation (General)	35,500	27,170	45,600	45,600	45,600	45,600
0303600	Sewerage	0	0	0	4,500	4,500	4,500
SUB-TOT Rent, Communication & Utilities		35,500	27,170	45,600	50,100	50,100	50,100
BLOCK40 Printing & Reproduction							

[Head 022] TREASURY DEPARTMENT



ITEM	TITLE OF ITEM	PROVISIONAL	EXPENDITURE	APPROVED		PRELIMINARY	PRELIMINARY
		ACTUAL	(PROVISIONAL)	ESTIMATES	ESTIMATES	FORECAST	FORECAST
		EXPENDITURE	JULY - MARCH	ESTIMATES	ESTIMATES	ESTIMATES	ESTIMATES
		2016/2017	2017/2018	2017/2018	2018/2019	2019/2020	2020/2021
		\$	\$	\$	\$	\$	\$
0401100	Printing & Duplication	0	0	0	120,818	120,818	370,818
SUB-TOT Printing & Reproduction		0	0	0	120,818	120,818	370,818
BLOCK50 Other Contractual Services/Family Island Dev.							
0511100	Publication of Notices, Ads & Broadcast Time	0	0	0	40,000	40,000	40,000
0522400	Wkshops,Conferences,Seminars,Meetings & Exhibits	1,475	460	0	3,000	3,000	3,000
0522800	Tuition, Training, In-service Awards, Subsistence	1,402	699	1,400	48,350	48,350	48,350
0524100	Licencing & Inspection of Vehicles	775	780	2,500	2,500	2,500	2,500
0541400	Repairs & Alterations (By Contract)	0	0	1,300	1,300	1,300	1,300
0541990	Operation of Facilities or Other Services	461,793	241,891	650,000	712,400	712,400	712,400
0577100	Guarantee Bond - Public Officers	0	0	0	500	500	500
0581200	Bank Service Charges	354,292	286,082	800,000	880,140	893,342	906,742
0581300	Credit Card Service Charges	1,950,026	1,988,234	2,000,000	2,100,000	2,100,000	3,100,000
0581600	Service Charge - Acquired Properties	17,618	4,377	15,500	15,500	15,500	15,500
0581900	Fees & Other Charges	7,016	16,077	30,000	211,675	214,850	218,973
SUB-TOT Other Contractual Services/Family Island Dev.		2,794,397	2,538,600	3,500,700	4,015,365	4,031,742	5,049,265
BLOCK60 SUPPLIES & MATERIALS							
0611100	Office Supplies & Stationery	0	0	0	52,000	52,000	52,000
0611200	Newspapers, Periodicals, Magazines, Etc.	2,049	866	3,000	2,400	2,400	2,400
0611300	Cleaning & Toilet Supplies	0	0	0	16,000	16,000	16,000
0611400	Computer Software Supplies & Solutions	0	0	0	1,600	1,600	1,600
0611700	Other Supplies & Materials	2,056	2,318	5,000	2,000	2,000	2,000
0612101	Staff Engagement	0	0	0	8,200	8,200	8,200
0612300	Food (for Human Consumption)	0	0	0	6,400	6,400	6,400
0612400	Ice & Drinking Water	0	0	0	4,000	4,000	4,000
0613100	Clothing & Clothing Supplies	100	0	2,500	3,500	3,500	3,500
SUB-TOT SUPPLIES & MATERIALS		4,205	3,184	10,500	96,100	96,100	96,100
BLOCK70 Acquisition, Constr. & Improvement of Capital Assets							
0711300	Computers, Business Machines & Related Equipment	4,475	0	0	29,975	29,975	29,975
0711600	Cash Safes, Cabinets, Boxes Safes, Cabinets & Boxes)	4,770	0	0	10,000	10,000	10,000
0711800	Other Equipment	0	0	0	10,000	10,000	10,000
0712100	Office Furniture, Furnishings & Fixtures	0	0	0	50,000	50,000	50,000
SUB-TOT Acquisition, Constr. & Improvement of Capital Assets		9,245	0	0	99,975	99,975	99,975

[Head 022] TREASURY DEPARTMENT



ITEM	TITLE OF ITEM	PROVISIONAL	EXPENDITURE	APPROVED		PRELIMINARY	PRELIMINARY
		ACTUAL	(PROVISIONAL)	ESTIMATES	ESTIMATES	FORECAST	FORECAST
		EXPENDITURE	JULY - MARCH			ESTIMATES	ESTIMATES
	2016/2017	2017/2018	2017/2018	2018/2019	2019/2020	2020/2021	
	\$	\$	\$	\$	\$	\$	
BLOCK80 Repairs, Maintenance & Upkeep of Capital Assets							
0811110	Transportation Equipment Upkeep	8,809	9,741	13,068	15,000	15,225	40,453
0838100	Warehouse & Storage Facilities Upkeep	0	0	4,000	4,000	4,000	4,000
SUB-TOT Repairs, Maintenance & Upkeep of Capital Assets		8,809	9,741	17,068	19,000	19,225	44,453
BLOCK90 Grants, Fixed Charges & Special Financial Transactions							
0921300	Parliamentary Pensions	1,402,367	1,526,235	1,730,000	2,042,323	2,042,323	2,042,323
0921500	War Veterans & Widows Pensions	5,391	4,852	50,000	14,600	14,600	14,600
0921600	Pensions - Ex-Service Men (Br. Legion Fund)	14,600	50,000	14,600	50,000	50,000	50,000
0921700	Widows & Orphans Pensions	63,082	53,678	135,400	135,400	135,400	135,400
0922300	Parliamentary Officials Gratuities	0	554,417	500,000	1,440,348	1,440,348	1,440,348
0947002	Fees & Charges on Debt Transactions	1,418,958	6,884,354	3,000,000	0	3,000,000	0
0961178	Clifton Heritage Authority	0	0	0	1,130,521	1,130,521	1,130,521
0963401	Sinking Fund Har. Malcolm Property Purchase Loan	0	0	0	1,486	1,486	1,486
0964555	USD \$750M 6% Notes (2017-2028)	0	0	0	39,959,088	39,959,088	39,959,088
0966765	USD \$200.0M BOND (6.625%)	0	0	0	3,700,000	3,700,000	3,700,000
0966798	US \$100M Bond	0	0	0	1,700,000	1,700,000	1,700,000
0982300	VAT Expenses	4,029,241	2,995,340	3,000,000	3,045,000	3,090,675	3,137,035
BLOCK90 GRANT FXD CHG&SPEC FIN		6,933,639	12,068,876	8,430,000	53,218,766	56,264,441	53,310,801
BLOCK99 ITEMS NOT REPEATED							
0999900	Items Not Repeated	369,621,625	237,286,575	316,985,333	0	0	0
BLOCK99 ITEMS NOT REPEATED		369,621,625	237,286,575	316,985,333	0	0	0
OTHER CHARGES		379,409,820	251,936,736	328,993,501	57,701,017	60,763,294	59,102,405
TREASURY DEPARTMENT							
TOTAL EXPENSES		415,490,975	283,223,077	367,879,216	100,872,852	103,935,129	104,274,240

THE ACCOUNTING OFFICER FOR THIS HEAD IS THE TREASURER

PUBLIC DEBT SERVICING - REDEMPTION NOT INCLUDED IN TOTAL ABOVE

0967001	Public Debt Servicing - Redemption	396,347,268	930,171,529	432,768,656	0	0	0
---------	------------------------------------	-------------	-------------	-------------	---	---	---

Sinking Fund balances have been excluded from Public Debt Redemption and remain in Head 22. As these represent investments in future financial assets, they will continue to be excluded from the calculation of the GFS deficit.

[Head 023] CUSTOMS DEPARTMENT



ITEM	TITLE OF ITEM	PROVISIONAL	EXPENDITURE	APPROVED		PRELIMINARY	PRELIMINARY
		ACTUAL	(PROVISIONAL)	ESTIMATES	ESTIMATES	FORECAST	FORECAST
		EXPENDITURE	JULY - MARCH	ESTIMATES	ESTIMATES	ESTIMATES	ESTIMATES
	2016/2017	2017/2018	2017/2018	2018/2019	2019/2020	2020/2021	
	\$	\$	\$	\$	\$	\$	
BLOCK01 Personal Emoluments							
0011000	Salary-Permanent/Pensionable (Monthly)	19,774,162	18,805,930	21,461,460	23,475,080	23,475,080	23,475,080
0011100	Salary Contract Workers (Monthly)	26,652	21,915	25,500	710,000	710,000	710,000
0017100	Overtime - Monthly Employees (General)	0	0	0	1,500,000	1,500,000	1,500,000
SUB-TOT Personal Emoluments		19,800,814	18,827,845	21,486,960	25,685,080	25,685,080	25,685,080
BLOCK02 Allowances							
0021300	Resettlement Allowance	82,150	50,350	70,000	70,000	70,000	70,000
0021400	Disturbance Allowance/Geographical	309,998	300,353	350,000	350,000	350,000	350,000
0021700	Scarcity Allowance	5,000	3,750	5,000	5,000	5,000	5,000
0024500	Shift Allowance	863,734	613,992	950,000	950,000	950,000	950,000
0028300	Responsibility Allowance	6,417	4,737	6,000	152,000	152,000	152,000
0028400	Acting Allowance	1,418	2,475	3,000	3,000	3,000	3,000
0029520	Uniform Allowance	895,513	40,350	832,000	1,500,000	1,500,000	1,500,000
0029702	Shift Premium Allowance	17,665	20,451	122,500	122,500	122,500	122,500
SUB-TOT Allowances		2,181,895	1,036,458	2,338,500	3,152,500	3,152,500	3,152,500
PERSONAL EMOLUMENTS & ALLOWANCES		21,982,709	19,864,303	23,825,460	28,837,580	28,837,580	28,837,580
OTHER CHARGES							
BLOCK10 Travel & Subsistence							
0101100	Transport of Persons Within The Bahamas	0	0	0	56,000	56,000	56,000
0101200	Subsistence For Travellers In The Bahamas	34,982	32,333	44,000	75,000	75,000	75,000
0102100	Transport of Persons Outside The Bahamas	0	0	0	12,000	12,000	12,000
0102200	Subsistence For Travellers Out The Bahamas	1,200	1,380	7,500	7,650	7,803	7,803
SUB-TOT Travel & Subsistence		36,182	33,713	51,500	150,650	150,803	150,803
BLOCK20 Transportation of Things							
0201100	Local Transportation of Goods	3,815	300	5,000	5,000	5,000	5,000
0201200	Freight & Express	30,540	16,310	35,000	38,000	38,000	38,000
SUB-TOT Transportation of Things		34,355	16,610	40,000	43,000	43,000	43,000
BLOCK30 Rent, Communication & Utilities							

[Head 023] CUSTOMS DEPARTMENT



ITEM	TITLE OF ITEM	PROVISIONAL	EXPENDITURE	APPROVED		PRELIMINARY	PRELIMINARY
		ACTUAL	(PROVISIONAL)	ESTIMATES	ESTIMATES	FORECAST	FORECAST
		EXPENDITURE	JULY - MARCH	ESTIMATES	ESTIMATES	ESTIMATES	ESTIMATES
		2016/2017	2017/2018	2017/2018	2018/2019	2019/2020	2020/2021
		\$	\$	\$	\$	\$	\$
0301120	Rent - Living Accommodation (General)	1,203,425	1,066,270	1,200,000	1,300,000	1,300,000	1,300,000
0301210	Office Rent Accommodation (General)	351,079	232,470	370,000	275,000	275,000	275,000
0302100	Postage, Postal Machines & Services	159	319	1,500	1,500	1,500	1,500
0304130	Oil & Lubricants	0	0	0	16,000	16,000	16,000
SUB-TOT Rent, Communication & Utilities		1,554,663	1,299,059	1,571,500	1,592,500	1,592,500	1,592,500
BLOCK40 Printing & Reproduction							
0401100	Printing & Duplication	0	0	0	30,000	30,000	72,197
SUB-TOT Printing & Reproduction		0	0	0	30,000	30,000	72,197
BLOCK50 Other Contractual Services/Family Island Dev.							
0511100	Publication of Notices, Ads & Broadcast Time	350	0	1,000	3,200	3,200	3,200
0522400	Wkshops,Conferences,Seminars,Meetings & Exhibits	2,320	600	2,800	2,800	2,800	2,800
0522800	Tuition, Training, In-service Awards, Subsistence	0	299	2,900	2,900	2,900	2,900
0524100	Licencing & Inspection of Vehicles	18,723	8,640	10,000	20,000	20,000	20,000
0541300	Expenses - Confiscated/Seized Vessels	0	0	1,000	1,000	1,000	1,000
0541700	Janitorial Service Contracts	165,067	116,839	160,000	160,000	160,000	160,000
0541820	Sanitact Maintenance Contract	12,488	0	0	15,000	15,000	15,000
0542550	Security Services Contract	118,458	73,575	140,000	160,000	160,000	160,000
0543260	Operation of Mobile Scanners	3,947	1,596	3,000	3,000	3,000	3,000
0543280	Customs Modernization Project	1,836,976	4,695,213	4,500,000	2,369,195	2,369,195	3,369,195
0581900	Fees & Other Charges	156,578	66,444	140,000	210,000	210,000	210,000
SUB-TOT Other Contractual Services/Family Island Dev.		2,314,907	4,963,206	4,960,700	2,947,095	2,947,095	3,947,095
BLOCK60 SUPPLIES & MATERIALS							
0611100	Office Supplies & Stationery	0	0	0	116,240	116,240	116,240
0611200	Newspapers, Periodicals, Magazines, Etc.	3,205	3,355	6,800	6,000	6,000	6,000
0611300	Cleaning & Toilet Supplies	0	0	0	44,360	44,360	44,360
0611400	Computer Software Supplies & Solutions	1,161	0	4,000	3,200	3,200	3,200
0611700	Other Supplies & Materials	21,757	17,820	38,844	72,000	72,000	72,000
0612101	Staff Engagement	0	0	0	26,560	26,560	26,560
0612300	Food (for Human Consumption)	0	0	0	3,200	3,200	3,200
0612400	Ice & Drinking Water	0	0	0	21,952	21,952	21,952
0612600	Food (For Animals)	0	0	0	2,560	2,560	2,560
0613100	Clothing & Clothing Supplies	156,100	13,900	300,000	184,000	184,000	184,000
0641200	Surgical & Medical Supplies	0	0	0	400	400	400

[Head 023] CUSTOMS DEPARTMENT



ITEM	TITLE OF ITEM	PROVISIONAL	EXPENDITURE	APPROVED		PRELIMINARY	PRELIMINARY
		ACTUAL	(PROVISIONAL)	ESTIMATES	ESTIMATES	FORECAST	FORECAST
		EXPENDITURE	JULY - MARCH	ESTIMATES	ESTIMATES	ESTIMATES	ESTIMATES
		2016/2017	2017/2018	2017/2018	2018/2019	2019/2020	2020/2021
		\$	\$	\$	\$	\$	\$
	SUB-TOT SUPPLIES & MATERIALS	182,223	35,075	349,644	480,472	480,472	480,472
	BLOCK80 Repairs, Maintenance & Upkeep of Capital Assets						
	0811110 Transportation Equipment Upkeep	65,096	37,279	75,000	75,000	75,000	125,000
	0811120 Maintenance & Upkeep of Sea Crafts	7,017	2,749	40,000	80,000	80,000	130,000
	0811300 Maintenance-Comp./Bus. Machines&Equip	36,705	10,965	41,700	105,000	105,000	155,000
	0831770 Maintenance of Government Bldgs Program	12,295	17,459	25,000	50,000	50,000	50,000
	0839500 Other Upkeep	21,629	20,220	30,000	30,000	30,000	80,000
	SUB-TOT Repairs, Maintenance & Upkeep of Capital Assets	142,742	88,672	211,700	340,000	340,000	540,000
	BLOCK90 Grants, Fixed Charges & Special Financial Transactions						
	0912124 Caribbean Customs Law Enforcement Council	9,800	9,800	11,000	11,000	11,000	11,000
	0922500 Rewards/Reward Fund	0	0	10,000	10,000	10,000	10,000
	0982300 VAT Expenses	0	0	1,000	1,000	1,000	1,000
	BLOCK90 Grants, Fixed Charges & Special Financial Transactions	9,800	9,800	22,000	22,000	22,000	22,000
	BLOCK99 ITEMS NOT REPEATED						
	0999900 Items Not Repeated	398	0	0	0	0	0
	BLOCK99 ITEMS NOT REPEATED	398	0	0	0	0	0
	OTHER CHARGES	4,275,270	6,446,135	7,207,044	5,605,717	5,605,870	6,848,067
	CUSTOMS DEPARTMENT TOTAL EXPENSES	26,257,979	26,310,438	31,032,504	34,443,297	34,443,450	35,685,647

THE ACCOUNTING OFFICER FOR THIS HEAD IS THE COMPTROLLER



ITEM	TITLE OF ITEM	PROVISIONAL EXPENDITURE		APPROVED ESTIMATES	ESTIMATES	PRELIMINARY FORECAST ESTIMATES	PRELIMINARY FORECAST ESTIMATES
		ACTUAL EXPENDITURE	(PROVISIONAL) EXPENDITURE				
		2016/2017 \$	JULY - MARCH 2017/2018 \$	2017/2018 \$	2018/2019 \$	2019/2020 \$	2020/2021 \$
BLOCK01 Personal Emoluments							
0011000	Salary-Permanent/Pensionable (Monthly)	2,470,368	1,873,754	2,585,600	2,639,600	2,733,522	2,787,686
0011100	Salary Contract Workers (Monthly)	500	0	92,000	92,000	92,000	92,000
0017100	Overtime - Monthly Employees (General)	0	0	0	3,000	3,000	3,000
0018100	Other Compensations	249,660	113,148	295,500	260,000	260,000	260,000
SUB-TOT Personal Emoluments		2,720,528	1,986,902	2,973,100	2,994,600	3,088,522	3,142,686
BLOCK02 Allowances							
0028100	Duty Allowance	1,000	0	2,000	2,000	2,000	2,000
0028300	Responsibility Allowance	5,742	4,125	7,000	7,000	7,000	7,000
0028400	Acting Allowance	2,658	2,175	4,000	4,000	4,000	4,000
SUB-TOT Allowances		9,400	6,300	13,000	13,000	13,000	13,000
PERSONAL EMOLUMENTS & ALLOWANCES		2,729,928	1,993,202	2,986,100	3,007,600	3,101,522	3,155,686
OTHER CHARGES							
BLOCK10 Travel & Subsistence							
0101100	Transport of Persons Within The Bahamas	0	0	0	40,000	40,000	40,000
0101200	Subsistence For Travellers In The Bahamas	7,500	2,152	16,900	65,000	65,000	65,000
0101300	Mileage In The Bahamas	1,250	2,000	4,000	8,000	8,000	8,000
0102100	Transport of Persons Outside The Bahamas	0	0	0	20,000	20,000	20,000
0102200	Subsistence For Travellers Out The Bahamas	197	0	2,200	22,000	22,000	22,000
SUB-TOT Travel & Subsistence		8,947	4,152	23,100	155,000	155,000	155,000
BLOCK30 Rent, Communication & Utilities							
0303100	Electricity	0	0	0	91,761	91,761	91,761
SUB-TOT Rent, Communication & Utilities		0	0	0	91,761	91,761	91,761
BLOCK40 Printing & Reproduction							
0401100	Printing & Duplication	0	0	0	10,620	10,620	30,620
SUB-TOT Printing & Reproduction		0	0	0	10,620	10,620	30,620
BLOCK50 Other Contractual Services/Family Island Dev.							
0511100	Publication of Notices, Ads & Broadcast Time	783	198	6,800	29,600	29,600	29,600
0522400	Wkshps,Conferences,Seminars,Meetings & Exhibits	1,053	1,075	9,000	9,000	9,000	9,000
0522800	Tuition, Training, In-service Awards, Subsistence	4,336	0	7,200	7,200	7,200	7,200
0524100	Licencing & Inspection of Vehicles	2,680	0	2,700	2,700	2,700	2,700
0541990	Operation of Facilities or Other Services	7,122	525	21,000	50,000	50,000	50,000

[Head 024] DEPARTMENT OF STATISTICS



ITEM	TITLE OF ITEM	PROVISIONAL	EXPENDITURE	APPROVED		PRELIMINARY	PRELIMINARY
		ACTUAL	(PROVISIONAL)	ESTIMATES	ESTIMATES	FORECAST	FORECAST
		EXPENDITURE	JULY - MARCH	ESTIMATES	ESTIMATES	ESTIMATES	ESTIMATES
		2016/2017	2017/2018	2017/2018	2018/2019	2019/2020	2020/2021
		\$	\$	\$	\$	\$	\$
0543122	Household Expenditure Survey	0	0	0	150,000	150,000	150,000
0581900	Fees & Other Charges	279	537	2,500	9,250	9,250	9,250
SUB-TOT Other Contractual Services/Family Island Dev.		16,253	2,335	49,200	257,750	257,750	257,750
BLOCK60 SUPPLIES & MATERIALS							
0611100	Office Supplies & Stationery	0	161	1,400	16,000	16,000	16,000
0611200	Newspapers, Periodicals, Magazines, Etc.	919	134	2,500	1,440	1,440	1,440
0611700	Other Supplies & Materials	149	0	1,500	1,500	1,500	1,500
0612101	Staff Engagement	0	0	0	2,480	2,480	2,480
0612300	Food (for Human Consumption)	0	0	0	1,600	1,600	1,600
0612400	Ice & Drinking Water	0	0	0	2,800	2,800	2,800
0613100	Clothing & Clothing Supplies	362	143	1,000	1,360	1,360	1,360
SUB-TOT SUPPLIES & MATERIALS		1,430	438	6,400	27,180	27,180	27,180
BLOCK80 Repairs, Maintenance & Upkeep of Capital Assets							
0811110	Transportation Equipment Upkeep	3,991	1,769	9,000	8,000	8,000	18,000
0811400	Upkeep & Maintenance of Instruments & Apparatus	332	0	700	700	700	700
0831770	Maintenance of Government Bldgs Program	587	0	2,400	2,400	2,400	2,400
SUB-TOT Repairs, Maintenance & Upkeep of Capital Assets		4,910	1,769	12,100	11,100	11,100	21,100
BLOCK90 Grants, Fixed Charges & Special Financial Transactions							
0911918	Geographical Information System Project	35,975	8,072	50,000	50,000	50,000	50,000
0982300	VAT Expenses	594	0	1,000	1,000	1,000	1,000
BLOCK90 Grants, Fixed Charges & Special Financial Transactions		36,569	8,072	51,000	51,000	51,000	51,000
BLOCK99 ITEMS NOT REPEATED							
0999900	Items Not Repeated	1,375	0	52,000	0	0	0
BLOCK99 ITEMS NOT REPEATED		1,375	0	52,000	0	0	0
OTHER CHARGES		69,484	16,766	193,800	604,411	604,411	634,411
DEPARTMENT OF STATISTICS TOTAL EXPENSES		2,799,412	2,009,968	3,179,900	3,612,011	3,705,933	3,790,097

THE ACCOUNTING OFFICER FOR THIS HEAD IS THE DIRECTOR

[Head 026] PUBLIC DEBT SERVICING-INTEREST



ITEM	TITLE OF ITEM	PROVISIONAL	EXPENDITURE	APPROVED		PRELIMINARY	PRELIMINARY
		ACTUAL	(PROVISIONAL)	ESTIMATES	ESTIMATES	FORECAST	FORECAST
		EXPENDITURE	JULY - MARCH	ESTIMATES	ESTIMATES	ESTIMATES	ESTIMATES
		2016/2017	2017/2018	2017/2018	2018/2019	2019/2020	2020/2021
		\$	\$	\$	\$	\$	\$
OTHER CHARGES							
BLOCK90 Grants, Fixed Charges & Special Financial Transactions							
0941001	Interest On Advances & Short Term Loans	0	0	0	13,479,760	13,479,760	13,479,760
0941003	Treasury Bills A Interest Domestic	0	0	0	9,415,000	9,415,000	9,415,000
0941148	BGRS 50.0M(10/08/98) 2011-2018	0	0	0	480,394	0	0
0941150	BGRS 30.0M (21/10/98)2008-2018	0	0	0	242,852	0	0
0941152	Treasury Stock B\$50.0M (21/07/99) 2011-2019 {Jul/Jan}	0	0	0	704,325	233,999	0
0941153	Treasury Stock B\$28.0M (23/11/99) 2016-2019 {Nov/May}	0	0	0	708,178	237,877	0
0941154	Treasury Stock B\$30.0M (23/11/99) 2018-2020 {Sep/Mar}	0	0	0	1,183,178	713,894	238,798
0941155	Treasury Stock B\$25.8M (25/10/00) 2013-2020 {Oct/Apr}	0	0	0	946,877	712,472	237,501
0941156	Treasury Stock B\$34.4M (30/07/01) 2019-2021 {Jul/Jan}	0	0	0	1,641,314	1,401,607	926,095
0941157	Treasury Stock B\$40.9478M (12/12/01) 2018-2021 {Dec/ Jun}	0	0	0	1,716,573	1,244,613	765,127
0941158	Treasury Stock B\$20.465M (26/04/02) 2020-2021 {Oct/Apr}	0	0	0	981,754	983,446	502,687
0941159	BGRS 60.0M 2017-2022(06/09/02)	0	0	0	2,446,251	2,269,911	1,735,495
0941160	Treasury Stock B\$65.0M (04/12/2002) 2015-2022 {Dec/Jan}	0	0	0	2,314,064	2,317,670	1,967,015
0941161	Treasury Stock B\$61.1M (08/04/2003) 2019-2023 {Oct/Apr}	0	0	0	2,793,064	2,122,310	2,113,817
0941162	Treasury Stock B\$75.0M	0	0	0	2,075,001	2,074,623	2,075,379
0941163	BGRS 23.2898M (19/02/04)	0	0	0	1,074,029	1,073,709	1,074,350
0941164	Treasury Stock B\$100.0M (29/07/2004) 2015 - 2024 (Jul/ Jan)	0	0	0	3,376,329	3,158,169	2,937,404
0941165	Treasury Stock \$100.0M (22/10/2004) 2015 - 2024 {Oct/Apr}	0	0	0	2,700,001	2,374,054	2,035,447
0941166	BGRS 40.0M (27/04/05)2022-2025	0	0	0	1,806,251	1,809,618	1,802,884
0941167	BGRS B\$40.4666M (2020-25) 2005	0	0	0	1,821,977	1,824,527	1,580,598
0941168	BGRS \$75.0M (2021-2025) 7/9/05	0	0	0	3,351,563	3,358,964	3,344,163
0941169	BGRS \$75.0M (2021-2026)18/1/06	0	0	0	3,387,501	3,387,059	3,387,944
0941170	BGRS B\$25.8942M (30/06/05)2025	0	0	0	1,197,607	1,199,266	1,195,949
0941171	BGRS B\$51.645M(040506) 2024-26	0	0	0	2,344,338	2,348,557	2,340,120
0941172	BGRS B\$100M(22/09/06)2021-2026	0	0	0	4,500,001	4,509,565	4,490,437
0941173	BGRS B\$50.0M (28/03/07)2026-27	0	0	0	2,237,439	2,278,123	2,268,754
0941174	BGRS B\$45.284M(09/05/07)2027	0	0	0	2,066,083	2,069,502	2,062,665
0941175	BGRS B\$100M(26/07/07)2027-37	0	0	0	4,815,626	4,814,660	4,816,592
0941176	BGRS B\$35.0M(08/10/07) 2027-29	0	0	0	1,609,376	1,612,605	1,606,147
0941177	BGRS \$31.5009(28/11/07)2018-30	0	0	0	1,187,268	973,031	829,902
0941179	BGRS \$100M (22/09/08)2028-2033	0	0	0	4,620,313	4,630,167	4,610,459
0941180	BGRS B\$107.226M(2009)2028-2033	0	0	0	4,915,625	4,914,954	4,916,296
0941181	BGRS B\$150M (27/08/2009) 2028-36	0	0	0	6,647,658	6,644,745	6,650,570
0941182	BGRS B\$59.7243M(260410)2028-30	0	0	0	2,595,734	2,600,591	2,590,877
0941183	BGRS B\$100M (26/07/10) 2028-37	0	0	0	4,370,705	4,369,844	4,371,566
0941184	BGRS B\$100M(19/10/10)2015-2030	0	0	0	2,180,209	1,754,749	1,319,345

[Head 026] PUBLIC DEBT SERVICING-INTEREST



ITEM	TITLE OF ITEM	PROVISIONAL	EXPENDITURE	APPROVED		PRELIMINARY	PRELIMINARY
		ACTUAL	(PROVISIONAL)	ESTIMATES	ESTIMATES	FORECAST	FORECAST
		EXPENDITURE	JULY - MARCH	ESTIMATES	ESTIMATES	ESTIMATES	ESTIMATES
	2016/2017	2017/2018	2017/2018	2018/2019	2019/2020	2020/2021	
	\$	\$	\$	\$	\$	\$	\$
0941185	BGRS B\$34.9932M(101210)2026-29	0	0	0	1,532,517	1,534,869	1,530,165
0941186	BGRS B\$100M (15/08/11) 2016-32	0	0	0	3,902,154	3,689,369	3,476,502
0941187	BGRS B\$60M (10/11/11)2016-2028	0	0	0	1,944,722	1,732,740	1,514,498
0941188	BGRS B\$10.6359(26/6/12)2019-21	0	0	0	454,676	369,886	171,008
0941189	BGRS B\$200M(16/07/2012)2017-31	0	0	0	7,174,192	6,774,240	6,365,943
0941190	BGRS B\$100M(25/09/12)2016-2032	0	0	0	3,650,002	3,339,332	3,004,441
0941191	BGRS B\$25M (29/10/12)2031-2032	0	0	0	1,077,540	1,079,532	1,075,548
0941192	US\$180 MILLION LOAN	0	0	0	11,250,000	11,250,000	11,250,000
0941193	IADB 2756/OC-BH Trade Sector Support Loan (Aug/Feb)	0	0	0	287,513	340,118	343,229
0941194	IADB 2758/OC-BH Social Safety Net Reform Loan (Aug/Feb)	0	0	0	92,758	87,939	83,121
0941195	BGRS B\$50M (17/04/13)2031-2033	0	0	0	2,155,078	2,158,031	2,152,127
0941196	BGRS B\$70M (26/07/13)2020-2034	0	0	0	3,009,963	3,009,365	2,903,394
0941197	BGRS B\$45M (23/09/13)2031-2033	0	0	0	1,939,650	1,943,757	1,935,544
0941198	BGRS B\$35M (30/10/14) 2019-21	0	0	0	527,169	345,343	161,622
0941200	Treasury Stock B\$75.0M (14/07/2017) 2020-2037 {Jul/Jan}	0	0	0	3,610,001	3,610,001	3,544,275
0941201	Treasury Stock \$10.0M (17/07/15) {Jul/Jan} 2023	0	0	0	475,001	474,944	475,058
0941203	Treasury Stock B\$40M (25/07/16) 2025-26{Jul/Jan}	0	0	0	1,797,501	1,797,501	1,802,425
0941204	Treasury Stock B\$40M (25/07/16) 2025-26{Jul/Jan}	0	0	0	1,620,001	1,620,001	1,624,439
0941205	Treasury Stock B\$40M (25/07/16) 2025-26{Jul/Jan}	0	0	0	1,620,001	1,620,001	1,624,439
0941206	Treasury Stock B\$40M (25/07/16) 2025-26{Jul/Jan}	0	0	0	1,350,001	1,353,699	1,350,001
0941207	Treasury Stock B\$40M (25/07/16) 2025-26{Jul/Jan}	0	0	0	2,700,001	2,707,398	2,700,001
0941208	Treasury Stock B\$40M (25/07/16) 2025-26{Jul/Jan}	0	0	0	600,001	300,822	0
0941209	Treasury Stock B\$40M (25/07/16) 2025-26{Jul/Jan}	0	0	0	162,501	162,945	162,501
0941210	Treasury Stock B\$40M (25/07/16) 2025-26{Jul/Jan}	0	0	0	1,350,001	1,353,700	1,350,001
0941211	Treasury Stock B\$40M (25/07/16) 2025-26{Jul/Jan}	0	0	0	1,576,307	0	0
0941212	Treasury Stock B\$40M (25/07/16) 2025-26{Jul/Jan}	0	0	0	750,001	752,056	750,001
0941213	Treasury Stock B\$40M (25/07/16) 2025-26{Jul/Jan}	0	0	0	2,925,401	2,933,416	2,850,357
0941214	Treasury Stock B\$40M (25/07/16) 2025-26{Jul/Jan}	0	0	0	2,510,001	2,516,878	2,510,001
0941215	Treasury Stock B\$75.0M (2019) 28/03/19 {Mar/Sept}	0	0	0	1,967,097	0	0
0941216	Treasury Stock B\$15.0M (2038) 23/08/19 {Aug/Feb}	0	0	0	1,661,484	1,734,701	1,739,453
0941217	Treasury Stock B\$75.0M (April 2018)	0	0	0	1,972,501	0	0
0941218	Treasury Stock B\$30 M (15/07/16) 2024 {Jul/Jan}	0	0	0	1,275,001	1,275,001	1,278,494
0943401	Harcourt Malcolm Property Purchase Loan	0	0	0	12,286	12,286	12,286
0943471	GOB \$130 MILLION CLUB LOAN	0	0	0	4,149,316	4,149,316	4,149,316
0943475	RBC Capital Works Loans	0	0	0	426,675	381,093	332,337
0944555	USD \$750M 6% Notes (2026-2028)	0	0	0	45,000,000	45,000,000	45,000,000
0946005	VISION FOR INTEREST ON NEW BOR	0	0	0	19,898,250	13,500,000	13,500,000
0946017	Deutsche Bank 45M Euro Senior Unsecured Facility	0	0	0	3,098,126	3,098,126	3,098,126
0946019	Deutsche Bank RBDF Atradius Loan	0	0	0	1,301,824	1,049,886	798,431
0946020	IADB 3340/OC-BH Loan	0	0	0	266,948	331,413	617,000

[Head 026] PUBLIC DEBT SERVICING-INTEREST



ITEM	TITLE OF ITEM	PROVISIONAL	EXPENDITURE	APPROVED		PRELIMINARY	PRELIMINARY
		ACTUAL	(PROVISIONAL)	ESTIMATES	ESTIMATES	FORECAST	FORECAST
		EXPENDITURE	JULY - MARCH			ESTIMATES	ESTIMATES
	2016/2017	2017/2018	2017/2018	2018/2019	2019/2020	2020/2021	
	\$	\$	\$	\$	\$	\$	
0946021	IADB 3499/OC-BH Loan	0	0	0	243,180	336,466	467,277
0946023	Credit Suisse 100 Million Loan	0	0	0	3,978,591	3,286,662	2,594,733
0946024	Credit Suisse CHF 150 Million Loan	0	0	0	6,468,692	5,433,360	4,410,794
0946082	IDB 1266/OC-BH (21.0m) Infrastructure Rehabilitation	0	0	0	798,000	798,000	798,000
0946083	IDB (46.2M) Loan 1320/OC-BH (N.P. Transport Prog.) (22/10/0)	0	0	0	1,650,450	1,650,450	1,650,450
0946085	IDB 1695/OC-BH EDUC. SUPPORT	0	0	0	650,348	650,348	650,348
0946086	IADB 1988/OC-BH Supplementary Financing	0	0	0	2,590,390	2,590,390	2,590,390
0946087	CDB 09/OR-BHA LOAN US\$10.109M	0	0	0	480,000	480,000	480,000
0946088	AIRPORT HIGHWAY PROJECT LOAN	0	0	0	1,110,286	1,110,286	1,110,286
0946089	AIR TRNSPT REFORM(2682/83)LOAN	0	0	0	1,216,934	1,216,934	1,216,934
0946090	North Abaco Port/Abaco Bridge (Sept/Mar)	0	0	0	727,027	677,831	625,002
0946091	IADB 2773/OC-BH NPTP S.F.II	0	0	0	1,615,000	1,615,000	1,615,000
0946092	FCIB \$100M Syndicate Loan - Interest	0	0	0	3,180,000	3,180,000	3,180,000
0946093	Royal Fidelity Govt. Stock - Interest	0	0	0	9,760,788	9,017,943	7,423,987
0946095	CDB 02/SFR-BHA(29/08/2013) US\$750,000 2023	0	0	0	21,652	21,652	21,652
0946706	US\$16.7M IADB LOAN #1617/OC-BH	0	0	0	211,000	211,000	211,000
0946709	US \$21.0m IDB Loan No. 848/OC-BH (1995)	0	0	0	730,000	730,000	730,000
0946735	US \$EEC Rural Energy (1991) 2000-2030	0	0	0	7,500	7,500	7,500
0946736	Food Technology Laboratory	0	0	0	3,400	3,400	3,400
0946765	US\$200M BOND (15/05/2003)6.625	0	0	0	13,250,000	13,250,000	13,250,000
0946769	US\$300M BOND (20/11/2009)6.950	0	0	0	20,850,000	20,850,000	20,850,000
0946795	IDB 1170/OC-BH (\$23.5M) Solid Waste Management Loan (29/10/99)	0	0	0	869,000	869,000	869,000
0946797	Export/Import Bank of China Loan	0	0	0	106,054	106,054	106,054
0946798	US \$100M Bond	0	0	0	7,125,000	7,125,000	7,125,000
0946801	Hedging Gain/Losses	0	0	0	29,573,565	28,496,979	24,977,814
0946802	Deutsche Bank 75M Euro Loan	0	0	0	4,876,690	4,876,690	4,876,690
0946803	USD \$300M NOTES (5.750%) 2024	0	0	0	17,250,000	17,250,000	17,250,000
0947002	Fees & Charges on Debt Transactions	0	0	0	5,000,000	5,000,000	5,000,000
BLOCK90 Grants, Fixed Charges & Special Financial Transactions		0	0	0	381,351,927	359,144,291	345,016,538
OTHER CHARGES		0	0	0	381,351,927	359,144,291	345,016,538
PUBLIC DEBT SERVICING-INTEREST TOTAL EXPENSES		0	0	0	381,351,927	359,144,291	345,016,538

THE ACCOUNTING OFFICER FOR THIS HEAD IS THE DIRECTOR

[Head 028] DEPARTMENT OF INLAND REVENUE



ITEM	TITLE OF ITEM	PROVISIONAL	EXPENDITURE	APPROVED		PRELIMINARY	PRELIMINARY
		ACTUAL	(PROVISIONAL)	ESTIMATES	ESTIMATES	FORECAST	FORECAST
		EXPENDITURE	JULY - MARCH			ESTIMATES	ESTIMATES
		2016/2017	2017/2018	2017/2018	2018/2019	2019/2020	2020/2021
		\$	\$	\$	\$	\$	\$
BLOCK01 Personal Emoluments							
0011000	Salary-Permanent/Pensionable (Monthly)	2,167,241	1,909,564	2,083,740	3,527,245	3,527,245	3,527,245
0011100	Salary Contract Workers (Monthly)	2,211,480	1,563,587	4,154,549	3,240,870	3,240,870	3,240,870
0016400	Honoraria For Boards	194	0	15,000	15,000	15,000	15,000
0017100	Overtime - Monthly Employees (General)	0	0	0	40,000	40,000	40,000
SUB-TOT Personal Emoluments		4,378,915	3,473,151	6,253,289	6,823,115	6,823,115	6,823,115
BLOCK02 Allowances							
0021200	Housing Allowance	9,500	12,300	13,200	66,000	66,000	66,000
0021400	Disturbance Allowance/Geographical	0	14,900	0	18,000	18,000	18,000
0025100	Mileage Allowance	7,750	5,800	7,000	6,600	6,600	6,600
0028100	Duty Allowance	1,900	900	5,000	2,500	2,500	2,500
0028300	Responsibility Allowance	6,000	5,550	6,000	11,500	11,500	11,500
0028400	Acting Allowance	0	500	1,000	1,500	1,500	1,500
SUB-TOT Allowances		25,150	39,950	32,200	106,100	106,100	106,100
PERSONAL EMOLUMENTS & ALLOWANCES		4,404,065	3,513,101	6,285,489	6,929,215	6,929,215	6,929,215
OTHER CHARGES							
BLOCK10 Travel & Subsistence							
0101100	Transport of Persons Within The Bahamas	0	0	0	12,800	12,800	12,800
0101200	Subsistence For Travellers In The Bahamas	11,009	13,725	15,000	19,000	19,000	19,000
0102100	Transport of Persons Outside The Bahamas	0	0	0	2,400	2,400	2,400
0102200	Subsistence For Travellers Out The Bahamas	5,000	1,805	7,000	2,000	2,000	2,000
SUB-TOT Travel & Subsistence		16,009	15,530	22,000	36,200	36,200	36,200
BLOCK20 Transportation of Things							
0201200	Freight & Express	1,210	991	3,600	3,600	3,600	3,600
SUB-TOT Transportation of Things		1,210	991	3,600	3,600	3,600	3,600
BLOCK30 Rent, Communication & Utilities							
0302100	Postage, Postal Machines & Services	17,334	1,494	20,000	5,000	5,000	5,000
SUB-TOT Rent, Communication & Utilities		17,334	1,494	20,000	5,000	5,000	5,000
BLOCK40 Printing & Reproduction							
0401100	Printing & Duplication	0	160	0	50,000	50,000	150,000
SUB-TOT Printing & Reproduction		0	160	0	50,000	50,000	150,000

[Head 028] DEPARTMENT OF INLAND REVENUE



ITEM	TITLE OF ITEM	PROVISIONAL	EXPENDITURE	APPROVED		PRELIMINARY	PRELIMINARY
		ACTUAL	(PROVISIONAL)	ESTIMATES	ESTIMATES	FORECAST	FORECAST
		EXPENDITURE	JULY - MARCH	ESTIMATES	ESTIMATES	ESTIMATES	ESTIMATES
		2016/2017	2017/2018	2017/2018	2018/2019	2019/2020	2020/2021
		\$	\$	\$	\$	\$	\$
BLOCK50 Other Contractual Services/Family Island Dev.							
0511100	Publication of Notices, Ads & Broadcast Time	15,280	64,058	20,000	2,800	2,800	2,800
0521100	Development Contracts	323,806	140,553	339,400	500,000	350,000	350,000
0522400	Wkshops,Conferences,Seminars,Meetings & Exhibits	13,249	17,170	17,400	25,000	25,000	25,000
0522800	Tuition, Training, In-service Awards, Subsistence	2,381	226	9,000	9,000	9,000	9,000
0524100	Licencing & Inspection of Vehicles	1,770	1,755	2,000	7,000	7,000	7,000
0541700	Janitorial Service Contracts	50,833	89,586	88,100	150,000	150,000	150,000
0541820	Sanitact Maintenance Contract	0	0	0	16,285	16,285	16,285
0541990	Operation of Facilities or Other Services	137,100	35,347	100,000	25,000	25,000	25,000
0542550	Security Services Contract	0	0	0	216,000	216,000	216,000
0581900	Fees & Other Charges	9,644	14,037	14,200	16,700	16,700	16,700
SUB-TOT Other Contractual Services/Family Island Dev.		554,063	362,732	590,100	967,785	817,785	817,785
BLOCK60 SUPPLIES & MATERIALS							
0611100	Office Supplies & Stationery	0	0	0	9,600	9,600	9,600
0611200	Newspapers, Periodicals, Magazines, Etc.	987	1,199	2,300	2,800	2,800	2,800
0611300	Cleaning & Toilet Supplies	0	0	0	4,800	4,800	4,800
0611400	Computer Software Supplies & Solutions	2,325	2,819	3,000	2,800	2,800	2,800
0611700	Other Supplies & Materials	38,881	18,664	30,000	40,000	40,000	40,000
0612101	Staff Engagement	0	0	0	11,600	11,600	11,600
0612300	Food (for Human Consumption)	0	0	0	2,400	2,400	2,400
0612400	Ice & Drinking Water	0	0	0	10,000	10,000	10,000
0613100	Clothing & Clothing Supplies	0	337	0	5,600	5,600	5,600
SUB-TOT SUPPLIES & MATERIALS		42,193	23,019	35,300	89,600	89,600	89,600
BLOCK80 Repairs, Maintenance & Upkeep of Capital Assets							
0811110	Transportation Equipment Upkeep	8,671	10,419	12,300	20,000	20,000	25,000
0811300	Maintenance-Comp./Bus. Machines&Equip	1,757	1,202	3,600	3,600	3,600	13,600
0831770	Maintenance of Government Bldgs Program	0	0	0	5,000	5,000	5,000
SUB-TOT Repairs, Maintenance & Upkeep of Capital Assets		10,428	11,621	15,900	28,600	28,600	43,600
BLOCK90 Grants, Fixed Charges & Special Financial Transactions							
0911734	Real Property Tax Tribunal)	9,900	3,300	50,000	50,000	50,000	50,000
0911744	VAT APPEALS COMMISSION	25,000	0	50,000	50,000	50,000	50,000
0911745	Business Licence Appeals)	0	0	40,000	40,000	40,000	40,000
0982300	VAT Expenses	264	17	1,000	1,000	1,000	1,000
0984600	VAT Refund Arrears	0	0	0	10,750,750	10,750,750	10,750,750
BLOCK90 Grants, Fixed Charges & Special Financial Transactions		35,164	3,317	141,000	10,891,750	10,891,750	10,891,750
BLOCK99 ITEMS NOT REPEATED							
0999900	Items Not Repeated	7,964	4,070	54,000	0	0	0

[Head 028] DEPARTMENT OF INLAND REVENUE



ITEM	TITLE OF ITEM	PROVISIONAL EXPENDITURE				PRELIMINARY	PRELIMINARY
		ACTUAL	(PROVISIONAL)	APPROVED		FORECAST	FORECAST
		EXPENDITURE	JULY - MARCH	ESTIMATES	ESTIMATES	ESTIMATES	ESTIMATES
		2016/2017	2017/2018	2017/2018	2018/2019	2019/2020	2020/2021
		\$	\$	\$	\$	\$	\$
	BLOCK99 ITEMS NOT REPEATED	7,964	4,070	54,000	0	0	0
	OTHER CHARGES	684,365	422,934	881,900	12,072,535	11,922,535	12,037,535
	DEPARTMENT OF INLAND REVENUE TOTAL EXPENSES	5,088,430	3,936,035	7,167,389	19,001,750	18,851,750	18,966,750

THE ACCOUNTING OFFICER FOR THIS HEAD IS THE CHIEF VALUATION OFFICER/CONTROLLER



ITEM	TITLE OF ITEM	PROVISIONAL	EXPENDITURE	APPROVED		PRELIMINARY	PRELIMINARY
		ACTUAL	(PROVISIONAL)	ESTIMATES	ESTIMATES	FORECAST	FORECAST
		EXPENDITURE	JULY - MARCH	ESTIMATES	ESTIMATES	ESTIMATES	ESTIMATES
	2016/2017	2017/2018	2017/2018	2018/2019	2019/2020	2020/2021	
	\$	\$	\$	\$	\$	\$	
BLOCK01 Personal Emoluments							
0011000	Salary-Permanent/Pensionable (Monthly)	1,171,026	1,106,476	1,318,074	988,000	988,000	988,000
0011100	Salary Contract Workers (Monthly)	249,046	73,716	264,500	86,050	86,050	86,050
0015100	Regular Weekly Wages	29,786	35,830	86,000	86,000	86,000	86,000
0017100	Overtime - Monthly Employees (General)	0	0	0	3,000	3,000	3,000
SUB-TOT Personal Emoluments		1,449,858	1,216,022	1,668,574	1,163,050	1,163,050	1,163,050
BLOCK02 Allowances							
0025100	Mileage Allowance	1,718	512	5,500	2,000	2,000	2,000
0025200	Transport/Drivers Allowance (Payroll)	2,311	2,923	21,600	14,400	14,400	14,400
0028100	Duty Allowance	9,648	6,550	10,500	5,000	5,000	5,000
0028300	Responsibility Allowance	20,458	15,312	21,000	21,000	21,000	21,000
0028400	Acting Allowance	0	0	2,000	2,000	2,000	2,000
SUB-TOT Allowances		34,135	25,297	60,600	44,400	44,400	44,400
PERSONAL EMOLUMENTS & ALLOWANCES		1,483,993	1,241,319	1,729,174	1,207,450	1,207,450	1,207,450
OTHER CHARGES							
BLOCK10 Travel & Subsistence							
0101100	Transport of Persons Within The Bahamas	0	0	0	4,000	4,000	4,000
0101200	Subsistence For Travellers In The Bahamas	0	0	0	4,000	4,000	4,000
0102100	Transport of Persons Outside The Bahamas	0	0	0	8,000	8,000	8,000
0102200	Subsistence For Travellers Out The Bahamas	7,962	2,736	8,600	8,000	8,000	8,000
SUB-TOT Travel & Subsistence		7,962	2,736	8,600	24,000	24,000	24,000
BLOCK40 Printing & Reproduction							
0401100	Printing & Duplication	0	0	0	2,800	2,800	2,800
SUB-TOT Printing & Reproduction		0	0	0	2,800	2,800	2,800
BLOCK50 Other Contractual Services/Family Island Dev.							
0511100	Publication of Notices, Ads & Broadcast Time	0	0	2,000	4,000	4,000	4,000
0521100	Development Contracts	0	0	25,000	445,000	20,000	20,000
0522400	Wkshops,Conferences,Seminars,Meetings & Exhibits	77,020	607	8,400	5,000	5,000	5,000
0524100	Licencing & Inspection of Vehicles	2,925	1,755	3,000	1,950	1,950	1,950
0541990	Operation of Facilities or Other Services	2,378	1,572	3,200	3,200	3,200	3,200
0542250	Electronic Monitoring Program	1,866,866	872,705	2,000,000	1,750,000	1,750,000	2,250,000
0581900	Fees & Other Charges	17,153	4,347	10,500	5,500	5,500	5,500
SUB-TOT Other Contractual Services/Family Island Dev.		1,966,342	880,986	2,052,100	2,214,650	1,789,650	2,289,650



ITEM	TITLE OF ITEM	PROVISIONAL	EXPENDITURE	APPROVED		PRELIMINARY	PRELIMINARY
		ACTUAL	(PROVISIONAL)	ESTIMATES	ESTIMATES	FORECAST	FORECAST
		EXPENDITURE	JULY - MARCH			ESTIMATES	ESTIMATES
	2016/2017	2017/2018	2017/2018	2018/2019	2019/2020	2020/2021	
	\$	\$	\$	\$	\$	\$	
BLOCK60 SUPPLIES & MATERIALS							
0611100	Office Supplies & Stationery	0	0	0	9,600	9,600	9,600
0611200	Newspapers, Periodicals, Magazines, Etc.	2,478	1,966	3,600	4,000	4,000	4,000
0611300	Cleaning & Toilet Supplies	0	0	0	4,800	4,800	4,800
0611400	Computer Software Supplies & Solutions	137	611	1,439	5,600	5,600	5,600
0611700	Other Supplies & Materials	5,387	2,451	5,000	7,360	7,360	7,360
0612101	Staff Engagement	0	0	0	1,320	1,320	1,320
0612300	Food (for Human Consumption)	0	0	0	4,000	4,000	4,000
0612400	Ice & Drinking Water	0	0	0	2,000	2,000	2,000
SUB-TOT SUPPLIES & MATERIALS		8,002	5,028	10,039	38,680	38,680	38,680
BLOCK70 Acquisition, Constr. & Improvement of Capital Assets							
0711710	Closed Circuit Television (CCTV)	0	0	0	300,000	300,000	300,000
SUB-TOT Acquisition, Constr. & Improvement of Capital Assets		0	0	0	300,000	300,000	300,000
BLOCK80 Repairs, Maintenance & Upkeep of Capital Assets							
0811110	Transportation Equipment Upkeep	3,594	2,621	4,100	4,100	4,100	4,100
0831770	Maintenance of Government Bldgs Program	951	118	1,500	1,500	1,500	1,500
SUB-TOT Repairs, Maintenance & Upkeep of Capital Assets		4,545	2,739	5,600	5,600	5,600	5,600
BLOCK90 Grants, Fixed Charges & Special Financial Transactions							
0911511	Contribution - Prison Fellowship	12,300	0	12,300	12,300	12,300	12,300
0911561	Victim Care Fund(Trafficking of Persons)	54,399	52,134	100,000	100,000	100,000	100,000
0911934	National Intelligence Agency	8,898	1,929	90,000	2,000,000	2,000,000	2,000,000
0911941	Citizens Security	1,371,127	250,232	1,000,000	1,500,000	2,542,114	2,542,114
0911972	National Anti-Drug Plan	52,629	19,566	50,000	50,000	50,000	50,000
0982300	VAT Expenses	196	0	1,000	100	100	100
BLOCK90 Grants, Fixed Charges & Special Financial Transactions		1,499,549	323,861	1,253,300	3,662,400	4,704,514	4,704,514
BLOCK99 ITEMS NOT REPEATED							
0999900	Items Not Repeated	8,914,600	5,932,978	8,863,807	0	0	0
BLOCK99 ITEMS NOT REPEATED		8,914,600	5,932,978	8,863,807	0	0	0
OTHER CHARGES		12,401,000	7,148,328	12,193,446	6,248,130	6,865,244	7,365,244
MINISTRY OF NATIONAL SECURITY TOTAL EXPENSES		13,884,993	8,389,647	13,922,620	7,455,580	8,072,694	8,572,694

THE ACCOUNTING OFFICER FOR THIS HEAD IS THE PERMANENT SECRETARY

[Head 030] DEPARTMENT OF IMMIGRATION



ITEM	TITLE OF ITEM	PROVISIONAL	EXPENDITURE	APPROVED		PRELIMINARY	PRELIMINARY
		ACTUAL	(PROVISIONAL)	ESTIMATES	ESTIMATES	FORECAST	FORECAST
		EXPENDITURE	JULY - MARCH			ESTIMATES	ESTIMATES
	2016/2017	2017/2018	2017/2018	2018/2019	2019/2020	2020/2021	
	\$	\$	\$	\$	\$	\$	
BLOCK01 Personal Emoluments							
0011000	Salary-Permanent/Pensionable (Monthly)	13,827,624	12,566,377	16,533,568	17,414,232	17,414,232	17,414,232
0014104	New Appointments	0	0	0	1,728,000	1,728,000	1,728,000
0015100	Regular Weekly Wages	279,388	159,215	282,100	282,100	282,100	282,100
0016200	Honoraria	0	0	0	220,000	220,000	220,000
0017100	Overtime - Monthly Employees (General)	4,564	0	0	1,080,380	1,080,380	1,080,380
SUB-TOT Personal Emoluments		14,111,576	12,725,592	16,815,668	20,724,712	20,724,712	20,724,712
BLOCK02 Allowances							
0021200	Housing Allowance	1,316	0	5,000	47,000	47,000	47,000
0021300	Resettlement Allowance	62,825	20,843	106,000	112,000	112,000	112,000
0021400	Disturbance Allowance/Geographical	129,150	121,500	144,000	147,600	147,600	147,600
0024500	Shift Allowance	514,349	358,943	750,000	829,500	829,500	829,500
0025200	Transport/Drivers Allowance (Payroll)	30,490	43,060	55,000	55,000	55,000	55,000
0028100	Duty Allowance	0	0	5,000	5,000	5,000	5,000
0028300	Responsibility Allowance	6,000	4,900	7,000	213,500	213,500	213,500
0028400	Acting Allowance	0	0	3,000	8,000	8,000	8,000
0029520	Uniform Allowance	477,180	203,072	981,500	1,674,000	1,659,000	1,695,000
SUB-TOT Allowances		1,221,310	752,318	2,056,500	3,091,600	3,076,600	3,112,600
PERSONAL EMOLUMENTS & ALLOWANCES		15,332,886	13,477,910	18,872,168	23,816,312	23,801,312	23,837,312
OTHER CHARGES							
BLOCK10 Travel & Subsistence							
0101100	Transport of Persons Within The Bahamas	0	0	0	20,800	20,800	20,800
0101200	Subsistence For Travellers In The Bahamas	48,096	15,881	40,000	40,000	40,000	40,000
0101300	Mileage In The Bahamas	500	0	3,000	3,000	3,000	3,000
0102100	Transport of Persons Outside The Bahamas	0	0	0	4,000	4,000	4,000
0102200	Subsistence For Travellers Out The Bahamas	9,198	340	7,500	10,000	10,000	10,000
0102600	Repatriation of Illegal Immigrants	790,477	1,102,388	1,200,000	1,200,000	1,200,000	1,200,000
SUB-TOT Travel & Subsistence		848,271	1,118,609	1,250,500	1,277,800	1,277,800	1,277,800
BLOCK20 Transportation of Things							
0201200	Freight & Express	6,877	4,027	20,000	25,000	25,000	25,000
SUB-TOT Transportation of Things		6,877	4,027	20,000	25,000	25,000	25,000
BLOCK30 Rent, Communication & Utilities							
0301120	Rent - Living Accommodation (General)	442,647	467,407	640,000	750,000	750,000	750,000
0301130	Rental Assistance	28,855	28,800	42,000	68,500	68,500	68,500
0301240	Office Rent - Government Building	90,280	78,070	87,900	100,000	100,000	100,000

[Head 030] DEPARTMENT OF IMMIGRATION



ITEM	TITLE OF ITEM	PROVISIONAL	EXPENDITURE	APPROVED		PRELIMINARY	PRELIMINARY
		ACTUAL	(PROVISIONAL)	ESTIMATES	ESTIMATES	FORECAST	FORECAST
		EXPENDITURE	JULY - MARCH			ESTIMATES	ESTIMATES
	2016/2017	2017/2018	2017/2018	2018/2019	2019/2020	2020/2021	
	\$	\$	\$	\$	\$	\$	
SUB-TOT Rent, Communication & Utilities		561,782	574,277	769,900	918,500	918,500	918,500
BLOCK40 Printing & Reproduction							
0401100	Printing & Duplication	0	0	0	250,000	250,000	490,000
SUB-TOT Printing & Reproduction		0	0	0	250,000	250,000	490,000
BLOCK50 Other Contractual Services/Family Island Dev.							
0511100	Publication of Notices, Ads & Broadcast Time	0	0	0	5,600	5,600	5,600
0521100	Development Contracts	0	0	0	6,300,000	6,300,000	4,750,000
0522400	Wkshops,Conferences,Seminars,Meetings & Exhibits	649	75	4,200	25,000	25,000	25,000
0522800	Tuition, Training, In-service Awards, Subsistence	3,115	0	10,000	10,000	10,000	10,000
0524100	Licencing & Inspection of Vehicles	9,720	0	14,300	35,000	35,000	35,000
0541990	Operation of Facilities or Other Services	88,688	72,416	110,000	110,000	110,000	110,000
0543250	Detention Centre & Safe House	226,471	168,592	250,000	250,000	250,000	250,000
0581900	Fees & Other Charges	52,930	29,408	37,500	40,000	40,000	40,000
SUB-TOT Other Contractual Services/Family Island Dev.		381,573	270,491	426,000	6,775,600	6,775,600	5,225,600
BLOCK60 SUPPLIES & MATERIALS							
0611100	Office Supplies & Stationery	0	0	0	57,320	57,320	57,320
0611200	Newspapers, Periodicals, Magazines, Etc.	2,813	3,432	5,200	4,160	4,160	4,160
0611300	Cleaning & Toilet Supplies	0	0	0	36,480	36,480	36,480
0611700	Other Supplies & Materials	9,906	18,386	40,000	9,600	9,600	9,600
0612101	Staff Engagement	0	0	0	17,640	17,640	17,640
0612300	Food (for Human Consumption)	0	0	0	1,860,000	1,860,000	2,360,000
0612400	Ice & Drinking Water	0	0	0	18,560	18,560	18,560
0613100	Clothing & Clothing Supplies	140,650	199,448	200,000	140,000	140,000	140,000
SUB-TOT SUPPLIES & MATERIALS		153,369	221,266	245,200	2,143,760	2,143,760	2,643,760
BLOCK80 Repairs, Maintenance & Upkeep of Capital Assets							
0811110	Transportation Equipment Upkeep	92,701	54,754	60,000	100,000	100,000	150,000
0811300	Maintenance-Comp./Bus. Machines&Equip	87,911	48,496	100,000	150,000	150,000	160,000
0831770	Maintenance of Government Bldgs Program	16,034	9,185	20,000	70,000	70,000	70,000
SUB-TOT Repairs, Maintenance & Upkeep of Capital Assets		196,646	112,435	180,000	320,000	320,000	380,000
BLOCK90 Grants, Fixed Charges & Special Financial Transactions							
0982300	VAT Expenses	103	476	1,000	1,000	1,000	1,000
BLOCK90 Grants, Fixed Charges & Special Financial Transactions		103	476	1,000	1,000	1,000	1,000
OTHER CHARGES		2,148,621	2,301,581	2,892,600	11,711,660	11,711,660	10,961,660

[Head 030] DEPARTMENT OF IMMIGRATION



ITEM	TITLE OF ITEM	PROVISIONAL EXPENDITURE				PRELIMINARY	PRELIMINARY
		ACTUAL	(PROVISIONAL)	APPROVED		FORECAST	FORECAST
		EXPENDITURE	EXPENDITURE	ESTIMATES	ESTIMATES	ESTIMATES	ESTIMATES
		JULY - MARCH					
		2016/2017	2017/2018	2017/2018	2018/2019	2019/2020	2020/2021
		\$	\$	\$	\$	\$	\$
DEPARTMENT OF IMMIGRATION TOTAL EXPENSES		17,481,507	15,779,491	21,764,768	35,527,972	35,512,972	34,798,972

THE ACCOUNTING OFFICER FOR THIS HEAD IS THE DIRECTOR

[Head 031] ROYAL BAHAMAS POLICE FORCE



ITEM	TITLE OF ITEM	PROVISIONAL	EXPENDITURE	APPROVED		PRELIMINARY	PRELIMINARY
		ACTUAL	(PROVISIONAL)	ESTIMATES	ESTIMATES	FORECAST	FORECAST
		EXPENDITURE	JULY - MARCH			ESTIMATES	ESTIMATES
	2016/2017	2017/2018	2017/2018	2018/2019	2019/2020	2020/2021	
	\$	\$	\$	\$	\$	\$	
BLOCK01 Personal Emoluments							
0011000	Salary-Permanent/Pensionable (Monthly)	98,384,226	71,916,853	99,601,475	95,907,198	98,000,000	105,497,918
0011100	Salary Contract Workers (Monthly)	337,196	-188	482,200	277,300	280,000	280,000
0014104	New Appointments	18,982	0	1,000,000	1,000,000	1,000,000	1,000,000
0015100	Regular Weekly Wages	6,155	691	402,000	413,100	410,000	413,000
0017100	Overtime - Monthly Employees (General)	0	5,001,053	5,640,338	1,794,160	1,794,160	1,794,160
SUB-TOT Personal Emoluments		98,746,559	76,918,409	107,126,013	99,391,758	101,484,160	108,985,078
BLOCK02 Allowances							
0023300	Technical Allowance	82,697	59,529	82,000	75,595	75,000	76,000
0023700	Special Allowance (Additional Qualifications)	77,917	55,000	82,500	70,000	71,000	73,000
0025100	Mileage Allowance	28,297	22,113	25,200	27,000	27,000	28,000
0025200	Transport/Drivers Allowance (Payroll)	158,616	116,242	160,000	134,620	132,000	133,000
0028300	Responsibility Allowance	298,910	265,352	300,000	309,501	310,000	310,000
0028400	Acting Allowance	264	456	5,000	5,000	5,000	5,000
0028700	Hardship Allowance	210,704	173,893	210,000	184,000	177,000	177,000
0029100	Hazard Allowance (Civilian Staff)	417	3,750	5,000	5,000	5,000	5,000
0029410	General Allowance (Police)	5,372,527	4,322,512	6,996,800	5,372,527	5,113,000	5,114,000
0029430	Reserves Allowance	7,541,881	4,554,154	6,500,000	6,400,000	6,400,000	6,400,000
0029440	Specialist Allowance (Police)	314,035	300,874	347,000	382,500	377,500	377,500
0029530	Detective & Plain Clothes Allowance	801,018	604,981	700,000	2,565,000	2,565,000	2,565,000
SUB-TOT Allowances		14,887,283	10,478,856	15,413,500	15,530,743	15,257,500	15,263,500
PERSONAL EMOLUMENTS & ALLOWANCES		113,633,842	87,397,265	122,539,513	114,922,501	116,741,660	124,248,578
OTHER CHARGES							
BLOCK10 Travel & Subsistence							
0101100	Transport of Persons Within The Bahamas	220	0	0	350,000	350,000	350,000
0101200	Subsistence For Travellers In The Bahamas	793,207	478,536	750,700	727,348	755,700	755,700
0101740	Subsistence for Witnesses	0	0	7,000	3,000	3,000	3,000
0102100	Transport of Persons Outside The Bahamas	0	0	0	45,000	45,000	45,000
0102200	Subsistence For Travellers Out The Bahamas	18,813	13,524	27,400	52,000	52,000	52,000
0102400	Incidental Travel Expenses Outside The Bahamas	0	980	3,000	1,500	1,500	1,500
0102700	Subsistence For Witnesses Outside The Bahamas	0	0	6,000	3,000	3,000	3,000
SUB-TOT Travel & Subsistence		812,240	493,040	794,100	1,181,848	1,210,200	1,210,200

[Head 031] ROYAL BAHAMAS POLICE FORCE



ITEM	TITLE OF ITEM	PROVISIONAL	EXPENDITURE	APPROVED		PRELIMINARY	PRELIMINARY
		ACTUAL	(PROVISIONAL)	ESTIMATES	ESTIMATES	FORECAST	FORECAST
		EXPENDITURE	JULY - MARCH			ESTIMATES	ESTIMATES
	2016/2017	2017/2018	2017/2018	2018/2019	2019/2020	2020/2021	
	\$	\$	\$	\$	\$	\$	
BLOCK20 Transportation of Things							
0201100	Local Transportation of Goods	70,848	53,131	75,000	35,000	75,000	75,000
0201200	Freight & Express	18,212	12,666	19,500	19,500	19,000	19,000
0203100	Transportation of Bodies For Post Mortem	303,127	209,770	300,000	250,000	300,000	300,000
SUB-TOT	Transportation of Things	392,187	275,567	394,500	304,500	394,000	394,000
BLOCK30 Rent, Communication & Utilities							
0301120	Rent - Living Accommodation (General)	2,882,291	2,397,508	3,115,300	2,900,000	3,000,100	3,001,000
0301210	Office Rent Accommodation (General)	198,147	128,571	195,000	195,105	195,000	195,000
0302100	Postage, Postal Machines & Services	0	20	500	500	410	400
0304130	Oil & Lubricants	0	0	0	52,000	52,000	52,000
0304150	Aviation Fuel	0	0	0	150,000	150,000	150,000
0304160	Propane Gas	0	0	3,000	1,840	1,840	1,840
0304170	Oxygen & Methol	0	0	1,000	1,000	1,100	1,200
SUB-TOT	Rent, Communication & Utilities	3,080,438	2,526,099	3,314,800	3,300,445	3,400,450	3,401,440
BLOCK40 Printing & Reproduction							
0401100	Printing & Duplication	0	36,018	0	50,000	50,000	90,000
SUB-TOT	Printing & Reproduction	0	36,018	0	50,000	50,000	90,000
BLOCK50 Other Contractual Services/Family Island Dev.							
0511100	Publication of Notices, Ads & Broadcast Time	0	0	0	2,720	2,720	2,720
0521100	Development Contracts	45,544	25,657	60,000	60,000	60,000	60,000
0522400	Wkshps,Conferences,Seminars,Meetings & Exhibits	1,428	746	10,000	10,000	10,000	10,000
0522800	Tuition, Training, In-service Awards, Subsistence	52,975	27,415	240,000	209,000	209,000	209,000
0524100	Licencing & Inspection of Vehicles	167,766	113,977	233,000	140,000	130,000	130,000
0524500	Licencing & Inspection of Vehicles	0	0	600	600	600	600
0541500	Mtce. Contracts - Air Conditioning System	165,151	48,178	129,500	80,000	90,000	100,000
0541610	Computers	316,964	137,064	478,000	474,000	470,000	470,000
0541700	Janitorial Service Contracts	67,594	44,247	72,000	70,000	70,000	70,000
0541990	Operation of Facilities or Other Services	1,052,166	693,202	1,000,000	800,000	800,000	800,000
0542320	Official Funeral	4,454	0	10,000	10,000	10,000	10,000
0581900	Fees & Other Charges	418,402	261,065	420,000	348,000	340,000	320,000
SUB-TOT	Other Contractual Services/Family Island Dev.	2,292,444	1,351,551	2,653,100	2,204,320	2,192,320	2,182,320

[Head 031] ROYAL BAHAMAS POLICE FORCE



ITEM	TITLE OF ITEM	PROVISIONAL	EXPENDITURE	APPROVED		PRELIMINARY	PRELIMINARY
		ACTUAL	(PROVISIONAL)	ESTIMATES	ESTIMATES	FORECAST	FORECAST
		EXPENDITURE	JULY - MARCH	ESTIMATES	ESTIMATES	ESTIMATES	ESTIMATES
		2016/2017	2017/2018	2017/2018	2018/2019	2019/2020	2020/2021
		\$	\$	\$	\$	\$	\$
BLOCK60 SUPPLIES & MATERIALS							
0611100	Office Supplies & Stationery	0	0	0	89,640	89,640	89,640
0611200	Newspapers, Periodicals, Magazines, Etc.	6,171	2,741	5,000	5,320	5,320	5,320
0611300	Cleaning & Toilet Supplies	0	0	0	96,480	96,480	96,480
0611400	Computer Software Supplies & Solutions	55,331	20,802	55,000	69,360	69,360	69,360
0611700	Other Supplies & Materials	103,159	74,935	120,000	16,400	16,400	16,400
0612101	Staff Engagement	0	0	0	110,760	110,760	110,760
0612300	Food (for Human Consumption)	0	0	0	700,000	700,000	1,000,000
0612400	Ice & Drinking Water	0	0	0	45,696	45,696	45,696
0612600	Food (For Animals)	0	297	20,000	15,600	15,600	15,600
0613100	Clothing & Clothing Supplies	891,546	658,250	905,000	980,000	980,000	1,180,000
0641100	Drugs & Vaccines	10,514	494	11,000	11,000	10,000	10,000
0641200	Surgical & Medical Supplies	0	4,179	12,000	12,000	12,000	12,000
0641300	Chemical Supplies	28,651	4,384	30,000	20,000	20,000	20,000
0642300	Laboratory Supplies	75,673	26,939	75,600	70,000	70,000	70,000
SUB-TOT SUPPLIES & MATERIALS		1,171,045	793,021	1,233,600	2,242,256	2,241,256	2,741,256
BLOCK70 Acquisition, Constr. & Improvement of Capital Assets							
0711400	Instruments & Apparatus Equipment	499,840	0	300,000	300,000	300,000	300,000
SUB-TOT Acquisition, Constr. & Improvement of Capital Assets		499,840	0	300,000	300,000	300,000	300,000
BLOCK80 Repairs, Maintenance & Upkeep of Capital Assets							
0811110	Transportation Equipment Upkeep	1,419,447	735,676	1,600,000	1,500,000	1,500,000	2,000,000
0811120	Maintenance & Upkeep of Sea Crafts	97,273	38,002	110,000	110,000	100,000	200,000
0811130	Maintenance & Upkeep of Air Crafts	178,933	48,330	89,000	89,000	80,000	160,000
0811150	Maintenance - Fire Prevention/Protection Equipment	62,025	24,317	70,000	70,000	70,000	120,000
0811200	Maintenance of Communication Equipment	67,589	42,510	70,000	70,000	70,000	120,000
0811300	Maintenance-Comp./Bus. Machines&Equip	5,347	891	8,000	8,000	8,000	17,000
0811400	Upkeep & Maintenance of Instruments & Apparatus	65,481	35,825	70,000	70,000	65,000	110,000
0811500	Maintenance of Generators, A/C & Other Machinery	192,508	46,549	304,000	257,200	250,000	300,000
0812100	Office Furniture Upkeep	368	122	1,000	1,000	1,000	1,000
0813100	Maintenance Implements and Tools	644	31	1,000	1,000	750	750
0831510	Maintenance - Police Buildings (Headquarters)	141,026	74,632	125,800	100,000	120,000	100,000
0831530	Police Building - New - Senior Officers Mess	90,083	48,804	88,700	100,000	130,000	100,000
0831540	Maintenance - Police Buildings (Family Islands)	197,202	91,934	200,000	200,000	175,000	175,000
0831770	Maintenance of Government Bldgs Program	246,743	270,767	500,000	400,000	250,000	200,000
0834100	Maintenance Housing Accommm/Quarters & Cottages	75,848	35,926	80,000	10,000	60,000	120,000
0839100	Fumigation & Pest Control	15,544	7,920	14,500	14,500	14,000	33,000

[Head 031] ROYAL BAHAMAS POLICE FORCE



ITEM	TITLE OF ITEM	PROVISIONAL EXPENDITURE		APPROVED ESTIMATES	ESTIMATES	PRELIMINARY FORECAST ESTIMATES	PRELIMINARY FORECAST ESTIMATES
		ACTUAL EXPENDITURE	(PROVISIONAL) EXPENDITURE				
		2016/2017 \$	JULY - MARCH 2017/2018 \$	2017/2018 \$	2018/2019 \$	2019/2020 \$	2020/2021 \$
SUB-TOT Repairs, Maintenance & Upkeep of Capital Assets		2,856,061	1,502,236	3,332,000	3,000,700	2,893,750	3,756,750
BLOCK90 Grants, Fixed Charges & Special Financial Transactions							
0952003	Compensation For Loss, Injury, Death, Etc.	646,424	215,924	500,000	400,000	400,000	400,000
0982300	VAT Expenses	24	0	1,000	1,000	1,000	1,000
BLOCK90 Grants, Fixed Charges & Special Financial Transactions		646,448	215,924	501,000	401,000	401,000	401,000
BLOCK99 ITEMS NOT REPEATED							
0999900	Items Not Repeated	1,471,192	333,966	1,200,000	0	0	0
BLOCK99 ITEMS NOT REPEATED		1,471,192	333,966	1,200,000	0	0	0
OTHER CHARGES		13,221,895	7,527,422	13,723,100	12,985,069	13,082,976	14,476,966
ROYAL BAHAMAS POLICE FORCE TOTAL EXPENSES		126,855,737	94,924,687	136,262,613	127,907,570	129,824,636	138,725,544

THE ACCOUNTING OFFICER FOR THIS HEAD IS THE COMMISSIONER

[Head 032] ROYAL BAHAMAS DEFENCE FORCE



ITEM	TITLE OF ITEM	PROVISIONAL	EXPENDITURE	APPROVED		PRELIMINARY	PRELIMINARY
		ACTUAL	(PROVISIONAL)	ESTIMATES	ESTIMATES	FORECAST	FORECAST
		EXPENDITURE	JULY - MARCH	ESTIMATES	ESTIMATES	ESTIMATES	ESTIMATES
		2016/2017	2017/2018	2017/2018	2018/2019	2019/2020	2020/2021
		\$	\$	\$	\$	\$	\$
BLOCK01 Personal Emoluments							
0011000	Salary-Permanent/Pensionable (Monthly)	45,823,800	35,151,835	44,274,116	44,776,116	44,776,116	44,776,116
0011100	Salary Contract Workers (Monthly)	20,473	23,642	351,100	101,100	101,100	101,100
0012200	Reassessments/Promotions	1,690	0	0	2,300,000	0	0
0015100	Regular Weekly Wages	496,696	274,020	2,000,000	2,000,000	2,000,000	2,000,000
0016200	Honoraria	193,287	142,080	400,000	200,000	200,000	200,000
0017100	Overtime - Monthly Employees (General)	0	0	0	86,235	86,235	86,235
SUB-TOT Personal Emoluments		46,535,946	35,591,577	47,025,216	49,463,451	47,163,451	47,163,451
BLOCK02 Allowances							
0023300	Technical Allowance	64,145	52,818	93,400	93,400	93,400	93,400
0023700	Special Allowance (Additional Qualifications)	47,735	37,708	61,700	61,700	61,700	61,700
0025100	Mileage Allowance	31,375	7,625	27,000	27,000	27,000	27,000
0028300	Responsibility Allowance	18,750	37,487	57,500	57,500	57,500	57,500
0029430	Reserves Allowance	33,543	20,130	264,900	54,900	54,900	54,900
0029520	Uniform Allowance	3,374,916	2,518,113	3,850,000	3,850,000	3,850,000	3,850,000
0029700	Other Allowances	5,400	82,080	106,000	90,000	90,000	90,000
SUB-TOT Allowances		3,575,864	2,755,961	4,460,500	4,234,500	4,234,500	4,234,500
PERSONAL EMOLUMENTS & ALLOWANCES		50,111,810	38,347,538	51,485,716	53,697,951	51,397,951	51,397,951
OTHER CHARGES							
BLOCK10 Travel & Subsistence							
0101100	Transport of Persons Within The Bahamas	0	0	0	112,000	112,000	112,000
0101200	Subsistence For Travellers In The Bahamas	37,875	59,039	45,000	45,000	45,000	45,000
0102100	Transport of Persons Outside The Bahamas	0	0	0	76,000	76,000	76,000
0102200	Subsistence For Travellers Out The Bahamas	102,266	95,880	150,000	75,000	75,000	75,000
SUB-TOT Travel & Subsistence		140,141	154,919	195,000	308,000	308,000	308,000
BLOCK20 Transportation of Things							
0201100	Local Transportation of Goods	75	609	1,300	1,300	1,300	1,300
0201200	Freight & Express	6,070	7,970	8,300	8,300	8,300	8,300
SUB-TOT Transportation of Things		6,145	8,579	9,600	9,600	9,600	9,600

[Head 032] ROYAL BAHAMAS DEFENCE FORCE



ITEM	TITLE OF ITEM	PROVISIONAL	EXPENDITURE	APPROVED		PRELIMINARY	PRELIMINARY
		ACTUAL	(PROVISIONAL)	ESTIMATES	ESTIMATES	FORECAST	FORECAST
		EXPENDITURE	JULY - MARCH	ESTIMATES	ESTIMATES	ESTIMATES	ESTIMATES
		2016/2017	2017/2018	2017/2018	2018/2019	2019/2020	2020/2021
		\$	\$	\$	\$	\$	\$
BLOCK30 Rent, Communication & Utilities							
0301120	Rent - Living Accommodation (General)	287,000	162,000	258,000	258,000	258,000	258,000
0304130	Oil & Lubricants	0	0	0	69,600	69,600	69,600
0304150	Aviation Fuel	0	0	0	335,352	335,352	335,352
0304160	Propane Gas	0	0	0	24,000	24,000	24,000
0304180	Recharging of Cylinders (Marine Navigation)	2,030	925	1,500	1,500	1,500	1,500
SUB-TOT Rent, Communication & Utilities		289,030	162,925	259,500	688,452	688,452	688,452
BLOCK40 Printing & Reproduction							
0401100	Printing & Duplication	0	0	0	10,800	10,800	20,800
SUB-TOT Printing & Reproduction		0	0	0	10,800	10,800	20,800
BLOCK50 Other Contractual Services/Family Island Dev.							
0511100	Publication of Notices, Ads & Broadcast Time	0	0	0	2,320	2,320	2,320
0522800	Tuition, Training, In-service Awards, Subsistence	418,977	366,260	477,600	477,600	477,600	477,600
0524100	Licencing & Inspection of Vehicles	6,918	3,605	16,800	16,800	16,800	16,800
0541990	Operation of Facilities or Other Services	25,482	30,005	33,000	33,000	33,000	33,000
0581900	Fees & Other Charges	42,362	45,775	43,500	43,500	43,500	43,500
SUB-TOT Other Contractual Services/Family Island Dev.		493,739	445,645	570,900	573,220	573,220	573,220
BLOCK60 SUPPLIES & MATERIALS							
0611100	Office Supplies & Stationery	0	0	0	41,440	41,440	41,440
0611200	Newspapers, Periodicals, Magazines, Etc.	1,398	1,649	2,500	4,216	4,216	4,216
0611300	Cleaning & Toilet Supplies	0	0	0	130,400	130,400	130,400
0611400	Computer Software Supplies & Solutions	956	1,648	4,700	7,500	7,500	7,500
0611700	Other Supplies & Materials	65,116	88,394	44,600	28,160	28,160	28,160
0612101	Staff Engagement	0	0	0	57,400	57,400	57,400
0612300	Food (for Human Consumption)	0	0	0	1,900,000	1,900,000	1,900,000
0612400	Ice & Drinking Water	0	0	0	55,121	55,121	55,121
0612700	Ceremonial Events	3,820	959	5,500	6,720	6,720	6,720
0613100	Clothing & Clothing Supplies	280,103	392,412	650,000	509,760	509,760	709,760
0613200	Uniforms	9,022	1,642	21,400	21,400	21,400	21,400
0614220	Safety/Navigation/Dive Supplies	1,200	344	2,300	12,415	12,415	12,415
0614230	Commando Squadron Clothing	0	2,067	4,900	4,900	4,900	4,900
0641100	Drugs & Vaccines	13,240	8,835	14,000	14,000	14,000	14,000
0641200	Surgical & Medical Supplies	0	0	0	24,000	24,000	24,000

[Head 032] ROYAL BAHAMAS DEFENCE FORCE



ITEM	TITLE OF ITEM	PROVISIONAL	EXPENDITURE	APPROVED		PRELIMINARY	PRELIMINARY
		ACTUAL	(PROVISIONAL)	ESTIMATES	ESTIMATES	FORECAST	FORECAST
		EXPENDITURE	JULY - MARCH			ESTIMATES	ESTIMATES
		2016/2017	2017/2018	2017/2018	2018/2019	2019/2020	2020/2021
		\$	\$	\$	\$	\$	\$
0659400	Awards, Medals & Presentations	937	1,037	1,900	1,900	1,900	1,900
0681100	Maps & Charts	475	0	1,200	1,200	1,200	1,200
0681400	Electrical Supplies & Parts	2,307	2,195	4,300	4,300	4,300	4,300
0681500	Plumbing, Pipes, Fittings, Works Supplies	233	557	1,000	1,000	1,000	1,000
0682100	Spare Parts - Marine Equipment	78,432	70,408	126,460	126,460	126,460	126,460
0682200	Spare Parts - Aircraft Equipment	28,355	18,571	43,800	43,800	43,800	43,800
SUB-TOT SUPPLIES & MATERIALS		485,594	590,718	928,560	2,996,092	2,996,092	3,196,092
BLOCK80 Repairs, Maintenance & Upkeep of Capital Assets							
0811110	Transportation Equipment Upkeep	116,918	93,970	118,400	118,400	118,400	218,400
0811120	Maintenance & Upkeep of Sea Crafts	793,230	393,831	750,000	750,000	750,000	1,100,000
0811130	Maintenance & Upkeep of Air Crafts	426,307	212,976	500,000	500,000	500,000	850,000
0811170	Maintenance of Mechanical Equipment Elevators	1,587	9,871	2,500	2,500	2,500	2,500
0811200	Maintenance of Communication Equipment	4,391	14,406	121,000	50,000	50,000	100,000
0811300	Maintenance-Comp./Bus. Machines&Equip	6,019	446	10,500	10,500	10,500	35,500
0811400	Upkeep & Maintenance of Instruments & Apparatus	497	1,896	3,900	3,900	3,900	13,900
0811500	Maintenance of Generators, A/C & Other Machinery	25,713	25,845	36,900	36,900	36,900	86,900
0811810	Upkeep - Navigation Aids/Lights/Buoys, Etc.	3,101	13,985	9,200	9,200	9,200	9,200
0822100	Land & Ground Improvements of Roundabouts	461	388	1,000	1,000	1,000	1,000
0831600	Maintenance - Defence Buildings	67,289	66,835	98,100	100,000	100,000	100,000
0839100	Fumigation & Pest Control	10,724	11,466	11,500	11,500	11,500	31,500
SUB-TOT Repairs, Maintenance & Upkeep of Capital Assets		1,456,237	845,915	1,663,000	1,593,900	1,593,900	2,548,900
BLOCK99 ITEMS NOT REPEATED							
0999900	Items Not Repeated	50,561	0	268,500	0	0	0
BLOCK99 ITEMS NOT REPEATED		50,561	0	268,500	0	0	0
OTHER CHARGES		2,921,447	2,208,701	3,895,060	6,180,064	6,180,064	7,345,064
ROYAL BAHAMAS DEFENCE FORCE TOTAL EXPENSES		53,033,257	40,556,239	55,380,776	59,878,015	57,578,015	58,743,015

THE ACCOUNTING OFFICER FOR THIS HEAD IS THE COMMODORE



ITEM	TITLE OF ITEM	PROVISIONAL	EXPENDITURE	APPROVED		PRELIMINARY	PRELIMINARY
		ACTUAL	(PROVISIONAL)	ESTIMATES	ESTIMATES	FORECAST	FORECAST
		EXPENDITURE	JULY - MARCH	ESTIMATES	ESTIMATES	ESTIMATES	ESTIMATES
	2016/2017	2017/2018	2017/2018	2018/2019	2019/2020	2020/2021	
	\$	\$	\$	\$	\$	\$	
BLOCK01 Personal Emoluments							
0011000	Salary-Permanent/Pensionable (Monthly)	4,572,598	4,277,815	4,946,272	5,498,891	5,498,891	5,498,891
0011100	Salary Contract Workers (Monthly)	125,042	4,212	381,900	671,600	671,600	671,600
0015100	Regular Weekly Wages	873,234	413,820	998,256	656,120	656,120	656,120
0016200	Honoraria	2,750	3,650	22,800	22,800	22,800	22,800
0017100	Overtime - Monthly Employees (General)	0	0	0	159,089	159,089	159,089
SUB-TOT Personal Emoluments		5,573,624	4,699,497	6,349,228	7,008,500	7,008,500	7,008,500
BLOCK02 Allowances							
0021200	Housing Allowance	0	0	0	42,000	42,000	42,000
0021300	Resettlement Allowance	0	0	0	500	500	500
0021500	Area Allowance	0	0	100	100	100	100
0021600	Family Allowance	0	0	300	300	300	300
0025100	Mileage Allowance	6,007	6,851	8,000	12,000	12,000	12,000
0025200	Transport/Drivers Allowance (Payroll)	0	0	3,600	3,600	3,600	3,600
0028100	Duty Allowance	18,086	6,000	20,000	8,000	8,000	8,000
0028300	Responsibility Allowance	25,833	16,420	24,000	58,000	58,000	58,000
0028400	Acting Allowance	3,950	300	10,000	20,000	20,000	20,000
0028600	Inducement Allowance	0	0	200	200	200	200
0028700	Hardship Allowance	0	0	200	200	200	200
0029100	Hazard Allowance (Civilian Staff)	307,082	224,303	290,072	288,720	288,720	288,720
SUB-TOT Allowances		360,958	253,874	356,472	433,620	433,620	433,620
PERSONAL EMOLUMENTS & ALLOWANCES		5,934,582	4,953,371	6,705,700	7,442,120	7,442,120	7,442,120
OTHER CHARGES							
BLOCK10 Travel & Subsistence							
0101100	Transport of Persons Within The Bahamas	0	0	0	44,800	44,800	44,800
0101200	Subsistence For Travellers In The Bahamas	10,329	14,186	28,289	28,289	28,289	28,289
0102100	Transport of Persons Outside The Bahamas	0	0	0	4,069	4,069	4,069
0102200	Subsistence For Travellers Out The Bahamas	8,424	6,806	11,057	11,057	11,057	11,057
SUB-TOT Travel & Subsistence		18,753	20,992	39,346	88,215	88,215	88,215
BLOCK20 Transportation of Things							



ITEM	TITLE OF ITEM	PROVISIONAL	EXPENDITURE	APPROVED		PRELIMINARY	PRELIMINARY
		ACTUAL	(PROVISIONAL)	ESTIMATES	ESTIMATES	FORECAST	FORECAST
		EXPENDITURE	EXPENDITURE	ESTIMATES	ESTIMATES	ESTIMATES	ESTIMATES
		JULY - MARCH					
		2016/2017	2017/2018	2017/2018	2018/2019	2019/2020	2020/2021
		\$	\$	\$	\$	\$	\$
0201100	Local Transportation of Goods	6,683	6,055	10,000	10,000	10,000	10,000
0201200	Freight & Express	2,230	2,445	5,000	5,000	5,000	5,000
SUB-TOT Transportation of Things		8,913	8,500	15,000	15,000	15,000	15,000
BLOCK30 Rent, Communication & Utilities							
0301210	Office Rent Accommodation (General)	30,000	21,100	37,200	37,200	37,200	37,200
0302100	Postage, Postal Machines & Services	1,390	1,832	7,965	7,965	7,965	7,965
0303200	Street Lighting	12,000,000	0	0	8,000,000	5,000,000	5,000,000
0304110	Gasoline	0	0	0	6,000,000	6,000,000	6,000,000
0304120	Diesel	0	0	0	1,000,000	1,000,000	1,000,000
SUB-TOT Rent, Communication & Utilities		12,031,390	22,932	45,165	15,045,165	12,045,165	12,045,165
BLOCK40 Printing & Reproduction							
0401100	Printing & Duplication	0	0	0	18,578	18,576	43,576
SUB-TOT Printing & Reproduction		0	0	0	18,578	18,576	43,576
BLOCK50 Other Contractual Services/Family Island Dev.							
0511100	Publication of Notices, Ads & Broadcast Time	275	400	11,000	8,544	8,544	8,544
0522400	Wkshps,Conferences,Seminars,Meetings & Exhibits	3,143	10,386	5,000	5,000	5,000	5,000
0522800	Tuition, Training, In-service Awards, Subsistence	23,345	5,652	25,000	25,000	25,000	25,000
0524100	Licencing & Inspection of Vehicles	44,984	4,595	50,500	50,500	50,500	50,500
0541910	Maintenance Contracts (Ministry of Works)	11,620	9,186	7,800	7,800	7,800	7,800
0581900	Fees & Other Charges	3,355	12,687	15,500	15,500	15,500	15,500
SUB-TOT Other Contractual Services/Family Island Dev.		86,722	42,906	114,800	112,344	112,344	112,344
BLOCK60 SUPPLIES & MATERIALS							
0611100	Office Supplies & Stationery	0	0	0	36,193	36,193	36,193
0611200	Newspapers, Periodicals, Magazines, Etc.	4,379	4,867	4,155	3,600	3,600	3,600
0611300	Cleaning & Toilet Supplies	0	0	0	37,360	37,360	37,360
0611400	Computer Software Supplies & Solutions	2,978	9,701	33,369	19,677	19,677	19,677
0611700	Other Supplies & Materials	7,377	12,283	15,000	15,000	15,000	15,000
0612101	Staff Engagement	0	0	0	12,040	12,040	12,040
0612300	Food (for Human Consumption)	0	0	0	3,136	3,136	3,136
0612400	Ice & Drinking Water	0	0	0	14,400	14,400	14,400
0613100	Clothing & Clothing Supplies	1,984	4,512	8,432	6,304	6,304	6,304



ITEM	TITLE OF ITEM	PROVISIONAL	EXPENDITURE	APPROVED		PRELIMINARY	PRELIMINARY
		ACTUAL	(PROVISIONAL)	ESTIMATES	ESTIMATES	FORECAST	FORECAST
		EXPENDITURE	JULY - MARCH	ESTIMATES	ESTIMATES	ESTIMATES	ESTIMATES
	2016/2017	2017/2018	2017/2018	2018/2019	2019/2020	2020/2021	
	\$	\$	\$	\$	\$	\$	
0641200	Surgical & Medical Supplies	0	0	0	552	552	552
0681100	Maps & Charts	0	1,190	8,673	8,673	8,673	8,673
0681200	Roads & Sidewalks Maintenance Supplies/Materials	230	4,313	5,000	5,000	5,000	5,000
0681300	Construction Materials & Parts	2,249	5,748	7,534	7,534	7,534	7,534
0681400	Electrical Supplies & Parts	1,493	1,683	4,000	4,000	4,000	4,000
0681500	Plumbing, Pipes, Fittings, Works Supplies	1,250	4,729	14,421	14,421	14,421	14,421
0682300	Minor Implements & Tools	2,666	4,567	8,000	8,000	8,000	8,000
SUB-TOT SUPPLIES & MATERIALS		24,606	53,593	108,584	195,890	195,890	195,890
BLOCK80 Repairs, Maintenance & Upkeep of Capital Assets							
0811110	Transportation Equipment Upkeep	101,360	93,876	200,000	200,000	200,000	300,000
0811300	Maintenance-Comp./Bus. Machines&Equip	8,235	4,813	10,850	10,850	10,850	35,850
0811500	Maintenance of Generators, A/C & Other Machinery	3,944	13,579	9,494	9,494	9,494	19,494
0831770	Maintenance of Government Bldgs Program	27,578	33,687	51,337	51,337	51,337	51,337
0842100	Maintenance - Family Island Main Roads	3,696	2,700	7,895	7,895	7,895	27,895
SUB-TOT Repairs, Maintenance & Upkeep of Capital Assets		144,813	148,655	279,576	279,576	279,576	434,576
BLOCK90 Grants, Fixed Charges & Special Financial Transactions							
0911325	Straw Market Authority	542,700	247,500	495,000	495,000	495,000	495,000
0911981	Professional Engineers Board	6,600	9,100	30,000	30,000	30,000	30,000
0919261	Water & Sewerage Corporation Development Projects	51,788,364	22,900,000	30,000,000	25,000,000	25,000,000	25,000,000
0952003	Compensation For Loss, Injury, Death, Etc.	0	0	10,000	10,000	10,000	10,000
0952005	Compensation-Damaged Property/Demolished	10,035	665	12,000	12,000	12,000	12,000
0982300	VAT Expenses	994	872	1,000	1,000	1,000	1,000
BLOCK90 Grants, Fixed Charges & Special Financial Transactions		52,348,693	23,158,137	30,548,000	25,548,000	25,548,000	25,548,000
BLOCK99 ITEMS NOT REPEATED							
0999900	Items Not Repeated	14,850,000	525	0	0	0	0
BLOCK99 ITEMS NOT REPEATED		14,850,000	525	0	0	0	0
OTHER CHARGES		79,513,890	23,456,240	31,150,471	41,302,768	38,302,766	38,482,766
MINISTRY OF PUBLIC WORKS TOTAL EXPENSES		85,448,472	28,409,611	37,856,171	48,744,888	45,744,886	45,924,886

[Head 033] MINISTRY OF PUBLIC WORKS



ITEM	TITLE OF ITEM	EXPENDITURE				PRELIMINARY	PRELIMINARY
		ACTUAL	(PROVISIONAL)	APPROVED		FORECAST	FORECAST
		EXPENDITURE		ESTIMATES	ESTIMATES	ESTIMATES	ESTIMATES
		2016/2017	JULY - MARCH 2017/2018	2017/2018	2018/2019	2019/2020	2020/2021
		\$	\$	\$	\$	\$	\$

THE ACCOUNTING OFFICER FOR THIS HEAD IS THE PERMANENT SECRETARY

[Head 034] DEPARTMENT OF PUBLIC WORKS



ITEM	TITLE OF ITEM	PROVISIONAL EXPENDITURE		APPROVED ESTIMATES	ESTIMATES	PRELIMINARY FORECAST ESTIMATES	PRELIMINARY FORECAST ESTIMATES
		ACTUAL EXPENDITURE	(PROVISIONAL) EXPENDITURE				
		2016/2017 \$	JULY - MARCH 2017/2018 \$	2017/2018 \$	2018/2019 \$	2019/2020 \$	2020/2021 \$
BLOCK01 Personal Emoluments							
0011000	Salary-Permanent/Pensionable (Monthly)	14,881,582	10,534,697	14,843,984	13,659,554	13,659,554	13,659,554
0011100	Salary Contract Workers (Monthly)	1,076,951	1,152,508	2,215,172	1,815,586	1,815,586	1,815,586
0015100	Regular Weekly Wages	49,899	33,171	52,543	52,543	52,543	52,543
0016200	Honoraria	3,300	0	9,000	9,000	9,000	9,000
0017100	Overtime - Monthly Employees (General)	0	0	0	3,000	3,000	3,000
SUB-TOT Personal Emoluments		16,011,732	11,720,376	17,120,699	15,539,683	15,539,683	15,539,683
BLOCK02 Allowances							
0021200	Housing Allowance	235,725	158,185	242,100	180,000	180,000	180,000
0021700	Scarcity Allowance	990,237	703,926	1,011,180	937,681	937,681	937,681
0025100	Mileage Allowance	30,241	24,785	25,000	30,000	30,000	30,000
0025200	Transport/Drivers Allowance (Payroll)	0	0	3,600	3,600	3,600	3,600
0028100	Duty Allowance	2,042	1,500	6,000	6,000	6,000	6,000
0028300	Responsibility Allowance	10,083	9,093	13,000	78,000	78,000	78,000
0028400	Acting Allowance	0	0	5,000	25,000	25,000	25,000
0028700	Hardship Allowance	3,600	968	3,600	3,600	3,600	3,600
0029100	Hazard Allowance (Civilian Staff)	986,949	667,607	959,760	865,200	865,200	865,200
0029510	Clothing Allowance	0	0	500	500	500	500
SUB-TOT Allowances		2,258,877	1,566,064	2,269,740	2,129,581	2,129,581	2,129,581
PERSONAL EMOLUMENTS & ALLOWANCES		18,270,609	13,286,440	19,390,439	17,669,264	17,669,264	17,669,264
OTHER CHARGES							
BLOCK10 Travel & Subsistence							
0101100	Transport of Persons Within The Bahamas	0	0	0	24,000	24,000	24,000
0101200	Subsistence For Travellers In The Bahamas	20,640	29,874	49,425	49,425	49,425	49,425
SUB-TOT Travel & Subsistence		20,640	29,874	49,425	73,425	73,425	73,425
BLOCK30 Rent, Communication & Utilities							
0304130	Oil & Lubricants	0	0	0	2,079	2,079	2,079
SUB-TOT Rent, Communication & Utilities		0	0	0	2,079	2,079	2,079
BLOCK60 SUPPLIES & MATERIALS							
0611700	Other Supplies & Materials	9,191	9,744	10,000	10,000	10,000	10,000
0612101	Staff Engagement	0	0	0	19,680	19,680	19,680
0681200	Roads & Sidewalks Maintenance Supplies/Materials	695	1,660	2,000	2,000	2,000	2,000
0681300	Construction Materials & Parts	6,979	3,939	7,000	7,000	7,000	7,000
0681400	Electrical Supplies & Parts	10,620	5,629	15,000	15,000	15,000	15,000
0681500	Plumbing, Pipes, Fittings, Works Supplies	5,150	1,783	8,400	8,400	8,400	8,400

[Head 034] DEPARTMENT OF PUBLIC WORKS



ITEM	TITLE OF ITEM	PROVISIONAL	EXPENDITURE	APPROVED		PRELIMINARY	PRELIMINARY
		ACTUAL	(PROVISIONAL)	ESTIMATES	ESTIMATES	FORECAST	FORECAST
		EXPENDITURE	JULY - MARCH			ESTIMATES	ESTIMATES
		2016/2017	2017/2018	2017/2018	2018/2019	2019/2020	2020/2021
		\$	\$	\$	\$	\$	\$
0682400	Other Minor Specialist Maintenance/ Materials/Parts	4,933	5,952	14,000	13,354	13,354	13,354
SUB-TOT SUPPLIES & MATERIALS		37,568	28,707	56,400	75,434	75,434	75,434
BLOCK80 Repairs, Maintenance & Upkeep of Capital Assets							
0811500	Maintenance of Generators, A/C & Other Machinery	12,742	11,691	23,240	23,240	23,240	43,240
0831770	Maintenance of Government Bldgs Program	31,215	17,937	34,000	34,000	34,000	34,000
SUB-TOT Repairs, Maintenance & Upkeep of Capital Assets		43,957	29,628	57,240	57,240	57,240	77,240
BLOCK90 Grants, Fixed Charges & Special Financial Transactions							
0982300	VAT Expenses	1,003	3,223	25,000	25,000	25,000	25,000
BLOCK90 Grants, Fixed Charges & Special Financial Transactions		1,003	3,223	25,000	25,000	25,000	25,000
OTHER CHARGES		103,168	91,432	188,065	233,178	233,178	253,178
DEPARTMENT OF PUBLIC WORKS TOTAL EXPENSES		18,373,777	13,377,872	19,578,504	17,902,442	17,902,442	17,922,442

THE ACCOUNTING OFFICER FOR THIS HEAD IS THE DIRECTOR

[Head 035] DEPARTMENT OF EDUCATION



ITEM	TITLE OF ITEM	PROVISIONAL EXPENDITURE		APPROVED ESTIMATES	ESTIMATES	PRELIMINARY FORECAST ESTIMATES	PRELIMINARY FORECAST ESTIMATES
		ACTUAL EXPENDITURE	(PROVISIONAL) EXPENDITURE				
		2016/2017 \$	JULY - MARCH 2017/2018 \$	2017/2018 \$	2018/2019 \$	2019/2020 \$	2020/2021 \$
BLOCK01 Personal Emoluments							
0011000	Salary-Permanent/Pensionable (Monthly)	166,738,013	125,936,269	156,294,673	162,181,894	175,005,990	191,831,463
0011100	Salary Contract Workers (Monthly)	2,739,282	282,104	8,640,650	8,923,100	11,389,382	14,532,851
0012200	Reassessments/Promotions	0	0	0	1,000,000	1,000,000	2,000,000
0014104	New Appointments	0	0	1,300,000	1,300,000	1,300,000	2,300,000
0015100	Regular Weekly Wages	961,382	666,369	990,013	990,013	990,013	990,013
0015300	Special Employment Projects	1,531,901	879,783	700,000	1,135,000	2,200,000	2,200,000
0016200	Honoraria	64,650	83,431	4,000	4,000	15,000	15,000
0017100	Overtime - Monthly Employees (General)	0	0	0	14,300	14,300	14,300
SUB-TOT Personal Emoluments		172,035,228	127,847,956	167,929,336	175,548,307	191,914,685	213,883,627
BLOCK02 Allowances							
0021400	Disturbance Allowance/Geographical	928,730	908,500	1,100,000	1,400,000	1,400,000	1,400,000
0023301	Coaching Allowance	65,552	12,655	150,000	170,000	150,000	150,000
0023810	Exam Supervision & Marking Fees	1,738,811	396,379	1,000,000	1,100,000	1,000,000	1,000,000
0028100	Duty Allowance	5,421	2,100	8,000	8,000	8,000	8,000
0028300	Responsibility Allowance	905,268	899,213	1,000,000	1,500,000	1,900,000	1,900,000
0028400	Acting Allowance	438	6,786	24,300	24,300	24,300	24,300
0028700	Hardship Allowance	34,500	25,150	54,000	54,000	56,000	56,000
SUB-TOT Allowances		3,678,720	2,250,783	3,336,300	4,256,300	4,538,300	4,538,300
PERSONAL EMOLUMENTS & ALLOWANCES		175,713,948	130,098,739	171,265,636	179,804,607	196,452,985	218,421,927
OTHER CHARGES							
BLOCK10 Travel & Subsistence							
0101100	Transport of Persons Within The Bahamas	0	0	0	64,000	64,000	64,000
0101200	Subsistence For Travellers In The Bahamas	24,003	19,166	25,500	22,950	25,500	25,500
0101300	Mileage In The Bahamas	250,230	237,713	330,000	297,000	330,000	400,000
0102100	Transport of Persons Outside The Bahamas	0	0	0	19,200	19,200	19,200
0102200	Subsistence For Travellers Out The Bahamas	13,257	8,537	17,000	15,000	17,000	17,000
0102500	Staff - Overseas Recruitment	16,187	4,751	20,800	18,720	21,000	21,000
SUB-TOT Travel & Subsistence		303,677	270,167	393,300	436,870	476,700	546,700



ITEM	TITLE OF ITEM	PROVISIONAL	EXPENDITURE	APPROVED		PRELIMINARY	PRELIMINARY
		ACTUAL	(PROVISIONAL)	ESTIMATES	ESTIMATES	FORECAST	FORECAST
		EXPENDITURE	JULY - MARCH			ESTIMATES	ESTIMATES
		2016/2017	2017/2018	2017/2018	2018/2019	2019/2020	2020/2021
		\$	\$	\$	\$	\$	\$
BLOCK20 Transportation of Things							
0201100	Local Transportation of Goods	13,463	12,776	20,000	18,000	20,000	20,000
0201200	Freight & Express	13,793	17,275	20,000	18,000	30,000	30,000
SUB-TOT Transportation of Things		27,256	30,051	40,000	36,000	50,000	50,000
BLOCK30 Rent, Communication & Utilities							
0301130	Rental Assistance	3,441,100	2,567,648	3,456,000	3,456,000	3,456,000	3,456,000
SUB-TOT Rent, Communication & Utilities		3,441,100	2,567,648	3,456,000	3,456,000	3,456,000	3,456,000
BLOCK40 Printing & Reproduction							
0401100	Printing & Duplication	0	0	0	48,000	48,000	148,000
SUB-TOT Printing & Reproduction		0	0	0	48,000	48,000	148,000
BLOCK50 Other Contractual Services/Family Island Dev.							
0511100	Publication of Notices, Ads & Broadcast Time	21,150	5,836	28,200	25,380	28,200	28,200
0521780	Consultancy Services - Sensitivity Programme	5,849	-240	7,600	6,840	7,600	7,600
0522400	Wkshps,Conferences,Seminars,Meetings & Exhibits	107,961	32,893	45,000	40,000	70,000	70,000
0522800	Tuition, Training, In-service Awards, Subsistence	2,943	314	4,500	30,000	45,000	45,000
0522830	School Quality Assurance Programme	1,135,254	635,458	1,200,000	1,080,000	1,200,000	1,700,000
0541700	Janitorial Service Contracts	119,199	83,102	132,000	118,800	150,000	150,000
0541810	Sewerage Maintenance Contracts	55,684	21,609	50,000	45,000	50,000	50,000
0541990	Operation of Facilities or Other Services	442,518	990,890	487,000	438,300	1,500,000	1,500,000
0542120	National Lunch Program	2,387,542	1,754,935	2,500,000	4,000,000	4,000,000	4,000,000
0542230	School Bus Service Contracts	6,922,494	4,606,244	7,164,000	6,447,600	6,447,600	6,447,600
0542550	Security Services Contract	1,972,452	1,233,040	1,669,000	1,502,100	1,700,000	1,700,000
0581900	Fees & Other Charges	442,711	171,927	6,500	5,850	200,000	200,000
SUB-TOT Other Contractual Services/Family Island Dev.		13,615,757	9,536,008	13,293,800	13,739,870	15,398,400	15,898,400
BLOCK60 SUPPLIES & MATERIALS							
0611200	Newspapers, Periodicals, Magazines, Etc.	3,871	2,927	5,800	5,220	7,194	7,194
0611300	Cleaning & Toilet Supplies	0	0	0	144,000	144,000	144,000

[Head 035] DEPARTMENT OF EDUCATION



ITEM	TITLE OF ITEM	PROVISIONAL	EXPENDITURE	APPROVED		PRELIMINARY	PRELIMINARY
		ACTUAL	(PROVISIONAL)	ESTIMATES	ESTIMATES	FORECAST	FORECAST
		EXPENDITURE	JULY - MARCH	ESTIMATES	ESTIMATES	ESTIMATES	ESTIMATES
		2016/2017	2017/2018	2017/2018	2018/2019	2019/2020	2020/2021
		\$	\$	\$	\$	\$	\$
0611500	Licences, Plates, & Disks	2,340	3,000	3,000	2,700	1,880	1,880
0611700	Other Supplies & Materials	3,803	4,834	5,000	4,500	25,000	25,000
0612101	Staff Engagement	0	0	0	209,520	209,520	209,520
0612300	Food (for Human Consumption)	0	0	0	4,000	4,000	4,000
0612400	Ice & Drinking Water	0	0	0	4,000	4,000	4,000
0613100	Clothing & Clothing Supplies	1,541	456	2,200	1,980	4,000	4,000
0632300	Agriculture/Science Supplies/Seeds/Tools	4,124	475	5,300	4,770	5,300	5,300
0655100	General Tuition Materials & Supplies	1,296,597	752,442	1,700,000	1,530,000	1,700,000	2,200,000
SUB-TOT SUPPLIES & MATERIALS		1,312,276	764,134	1,721,300	1,910,690	2,104,894	2,604,894
BLOCK80 Repairs, Maintenance & Upkeep of Capital Assets							
0811110	Transportation Equipment Upkeep	11,238	7,925	15,000	13,500	15,000	40,000
SUB-TOT Repairs, Maintenance & Upkeep of Capital Assets		11,238	7,925	15,000	13,500	15,000	40,000
BLOCK90 Grants, Fixed Charges & Special Financial Transactions							
0911104	Harbour Island All Age School	0	0	31,000	31,000	31,000	31,000
0911107	School Board - Oakes Field Primary	61,200	61,200	61,200	61,200	61,200	61,200
0911125	School Board - T.G. Glover	176,600	176,600	176,600	176,600	176,600	176,600
0911126	School Board - Uriah McPhee	50,700	50,700	50,700	50,700	50,700	50,700
0911130	School Board - Naomi Blatch Primary	0	4,605	31,000	31,000	31,000	31,000
0911131	Jack Hayward Junior High	128,300	128,300	128,300	128,300	128,300	128,300
0911134	Abaco Central Primary School	71,000	71,000	71,000	71,000	71,000	71,000
0911135	Abaco Central High School	65,000	65,000	65,000	65,000	65,000	65,000
0911136	School Board - LN Coakley High School	60,000	60,000	60,000	60,000	60,000	60,000
0911137	School Board- Central Eleuthera High School	49,000	49,000	49,000	49,000	49,000	49,000
0911138	School Board - North Andros High School	50,000	50,000	50,000	50,000	50,000	50,000
0911139	Preston H. Albury High School	0	48,000	48,000	48,000	48,000	48,000
0911140	Establishment - New Pre-School	64,884	11,000	65,000	65,000	65,000	65,000
0911141	School Board - Maurice Moore Primary	61,000	61,000	61,000	61,000	61,000	61,000
0911142	School Board - Hugh Campbell Primary	121,400	124,000	124,000	124,000	124,000	124,000
0911143	School Board - Walter Parker Primary	73,300	73,300	73,300	73,300	73,300	73,300
0911144	School Board - Garvin Tynes Primary	72,500	72,500	72,500	72,500	72,500	72,500
0911145	School Board - Central Andros High School	0	37,000	37,000	37,000	37,000	37,000
0911146	School Board - Centerville Primary	37,000	37,000	37,000	37,000	37,000	37,000
0911147	School Board - Palmdale Primary	43,000	43,000	43,000	43,000	43,000	43,000
0911148	School Board - Mable Walker Primary	30,982	5,000	31,000	31,000	31,000	31,000

[Head 035] DEPARTMENT OF EDUCATION



ITEM	TITLE OF ITEM	PROVISIONAL EXPENDITURE		APPROVED	ESTIMATES	PRELIMINARY	PRELIMINARY
		ACTUAL	(PROVISIONAL)	ESTIMATES		FORECAST	FORECAST
		EXPENDITURE	EXPENDITURE			ESTIMATES	ESTIMATES
		JULY - MARCH					
		2016/2017	2017/2018	2017/2018	2018/2019	2019/2020	2020/2021
		\$	\$	\$	\$	\$	\$
0911149	School Board - Freeport Junior High	224,400	224,400	224,400	224,400	224,400	224,400
0911150	School Board - C.H. Reeves Secondary School	124,000	124,000	124,000	124,000	124,000	124,000
0911151	School Board - C.I. Gibson	93,000	93,000	93,000	93,000	93,000	93,000
0911152	School Board - D.W. Davis Secondary School	141,000	141,000	141,000	141,000	141,000	141,000
0911153	School Board - H.O. Nash Secondary School	103,000	103,000	103,000	103,000	103,000	103,000
0911154	School Board - William Gordon/Columbus Primary	76,000	76,000	76,000	76,000	76,000	76,000
0911155	School Board - S.C. McPherson Secondary School	146,300	146,300	146,300	146,300	146,300	146,300
0911156	School Board - L. W. Young Secondary School	110,000	110,000	110,000	110,000	110,000	110,000
0911157	School Board - A. F. Adderley Secondary School	124,000	124,000	124,000	124,000	124,000	124,000
0911158	School Board - C.C. Sweeting Secondary School	118,557	118,557	118,557	118,557	118,557	118,557
0911159	School Board - Government High School	169,600	169,600	169,600	169,600	169,600	169,600
0911160	School Board - R. M. Bailey Secondary School	147,200	147,200	147,200	147,200	147,200	147,200
0911161	School Board - C.R. Walker Secondary School	128,600	128,600	128,600	128,600	128,600	128,600
0911162	School Board - C.C. Sweeting Junior High School	104,000	104,000	104,000	104,000	104,000	104,000
0911163	School Board - Woodcock Primary	37,000	37,000	37,000	37,000	37,000	37,000
0911165	School Board - Bartlette Hill Primary	67,300	67,300	67,300	67,300	67,300	67,300
0911166	School Board - Martin Town Primary	67,300	67,300	67,300	67,300	67,300	67,300
0911167	School Board - S.W. High School	344,400	344,400	344,400	344,400	344,400	344,400
0911168	School Board - Lewis Yard Primary	67,300	67,300	67,300	67,300	67,300	67,300
0911169	School Board - Cecil Bethel	96,600	96,600	96,600	96,600	96,600	96,600
0911170	School Board - Eight Mile Rock	149,200	149,200	149,200	149,200	149,200	149,200
0911171	School Board - Jack Haywood	259,474	260,500	260,500	260,500	260,500	260,500
0911172	School Board - St George's High	205,100	102,550	205,100	205,100	205,100	205,100
0911181	School Board - Stephen Dillette Primary	60,600	60,600	60,600	60,600	60,600	60,600
0911182	School Board - Sandilands Primary	46,000	46,000	46,000	46,000	46,000	46,000
0911183	School Board - Claridge Primary	48,500	48,500	48,500	48,500	48,500	48,500
0911184	School Board - Ridgeland Primary	55,400	55,400	55,400	55,400	55,400	55,400
0911185	School Board - Carmichael Primary	80,000	80,000	80,000	80,000	80,000	80,000
0911186	School Board - Yellow Elder Primary	72,800	72,800	72,800	72,800	72,800	72,800
0911187	School Board - C. W. Sawyer Primary	72,800	72,800	72,800	72,800	72,800	72,800
0911188	School Board - Freeport Primary	62,000	62,000	62,000	62,000	62,000	62,000
0911189	School Board - Cleveland Eneas Primary	50,800	50,800	50,800	50,800	50,800	50,800
0911190	School Board - Gerald Cash Primary	85,000	85,000	85,000	85,000	85,000	85,000
0911191	School Board - Albury/Sayles Primary	55,800	55,800	55,800	55,800	55,800	55,800
0911192	School Board - E. P. Roberts Primary	60,600	60,600	60,600	60,600	60,600	60,600
0911193	School Board - Thelma Gibson Primary	48,500	48,500	48,500	48,500	48,500	48,500
0911194	School Board - Carlton Francis Primary	97,000	97,000	97,000	97,000	97,000	97,000
0911195	School Boards - Sadie Curtis Primary	61,200	61,200	61,200	61,200	61,200	61,200
0911196	School Board - Doris Johnson High School	136,000	136,000	136,000	136,000	136,000	136,000
0911198	After School Programme	360,588	252,974	344,000	344,000	344,000	344,000

[Head 035] DEPARTMENT OF EDUCATION



ITEM	TITLE OF ITEM	PROVISIONAL EXPENDITURE		APPROVED ESTIMATES	ESTIMATES	PRELIMINARY FORECAST ESTIMATES	PRELIMINARY FORECAST ESTIMATES
		ACTUAL EXPENDITURE	(PROVISIONAL) EXPENDITURE				
		2016/2017 \$	JULY - MARCH 2017/2018 \$	2017/2018 \$	2018/2019 \$	2019/2020 \$	2020/2021 \$
0911199	National Spelling Bee	14,999	2,844	15,000	15,000	15,000	15,000
0911680	School Board - S. C. Bootle High School	0	0	36,884	36,884	36,884	36,884
0911681	School Board - South Andros High	0	0	0	36,884	36,884	36,884
0911682	School Board - Marjorie Davis Institute	0	0	36,884	36,884	36,884	36,884
0911683	School Board - Moores Island All-Age School	0	0	31,000	31,000	31,000	31,000
0911684	School Board - N. G. M. Major High School	0	31,000	31,000	31,000	31,000	31,000
0911685	School Board - Old Bight High School	0	31,000	31,000	31,000	31,000	31,000
0931700	Family Island Secondary Scholarships	97,936	27,000	60,000	60,000	60,000	60,000
0982300	VAT Expenses	894	445	1,000	1,000	1,000	1,000
BLOCK90 Grants, Fixed Charges & Special Financial Transactions		5,886,614	5,668,275	6,149,725	6,186,609	6,186,609	6,186,609
OTHER CHARGES		24,597,918	18,844,208	25,069,125	25,827,539	27,735,603	28,930,603
DEPARTMENT OF EDUCATION TOTAL EXPENSES		200,311,866	148,942,947	196,334,761	205,632,146	224,188,588	247,352,530

THE ACCOUNTING OFFICER FOR THIS HEAD IS THE DIRECTOR

[Head 037] DEPARTMENT OF ARCHIVES



ITEM	TITLE OF ITEM	PROVISIONAL EXPENDITURE		APPROVED ESTIMATES	ESTIMATES	PRELIMINARY FORECAST ESTIMATES	PRELIMINARY FORECAST ESTIMATES
		ACTUAL EXPENDITURE	(PROVISIONAL) EXPENDITURE				
		2016/2017 \$	JULY - MARCH 2017/2018 \$	2017/2018 \$	2018/2019 \$	2019/2020 \$	2020/2021 \$
BLOCK01 Personal Emoluments							
0011000	Salary-Permanent/Pensionable (Monthly)	546,114	362,806	540,250	457,650	480,533	504,559
0017100	Overtime - Monthly Employees (General)	0	0	0	3,000	3,000	3,000
SUB-TOT Personal Emoluments		546,114	362,806	540,250	460,650	483,533	507,559
BLOCK02 Allowances							
0021200	Housing Allowance	0	0	4,400	4,400	4,620	4,851
0028300	Responsibility Allowance	5,042	0	5,500	5,500	5,500	5,500
0028400	Acting Allowance	0	0	2,500	2,500	2,500	2,500
SUB-TOT Allowances		5,042	0	12,400	12,400	12,620	12,851
PERSONAL EMOLUMENTS & ALLOWANCES		551,156	362,806	552,650	473,050	496,153	520,410
OTHER CHARGES							
BLOCK10 Travel & Subsistence							
0101100	Transport of Persons Within The Bahamas	0	0	0	2,019	2,019	2,019
0101200	Subsistence For Travellers In The Bahamas	0	70	1,120	560	588	617
0102100	Transport of Persons Outside The Bahamas	0	0	0	1,640	1,640	1,640
SUB-TOT Travel & Subsistence		0	70	1,120	4,219	4,247	4,276
BLOCK30 Rent, Communication & Utilities							
0301210	Office Rent Accommodation (General)	1,783	6,600	10,000	36,000	36,300	36,600
SUB-TOT Rent, Communication & Utilities		1,783	6,600	10,000	36,000	36,300	36,600
BLOCK40 Printing & Reproduction							
0401100	Printing & Duplication	0	0	0	10,200	10,200	22,000
SUB-TOT Printing & Reproduction		0	0	0	10,200	10,200	22,000
BLOCK50 Other Contractual Services/Family Island Dev.							
0541820	Sanitact Maintenance Contract	1,246	1,222	3,500	3,500	3,675	3,859
0541990	Operation of Facilities or Other Services	15,673	10,444	15,000	15,000	15,750	16,538
0581900	Fees & Other Charges	411	399	2,000	3,000	3,500	3,500
SUB-TOT Other Contractual Services/Family Island Dev.		17,330	12,065	20,500	21,500	22,925	23,897
BLOCK60 SUPPLIES & MATERIALS							
0611100	Office Supplies & Stationery	0	0	0	11,200	11,200	11,200

[Head 037] DEPARTMENT OF ARCHIVES



ITEM	TITLE OF ITEM	PROVISIONAL	EXPENDITURE	APPROVED		PRELIMINARY	PRELIMINARY
		ACTUAL	(PROVISIONAL)	ESTIMATES	ESTIMATES	FORECAST	FORECAST
		EXPENDITURE	JULY - MARCH	ESTIMATES	ESTIMATES	ESTIMATES	ESTIMATES
		2016/2017	2017/2018	2017/2018	2018/2019	2019/2020	2020/2021
		\$	\$	\$	\$	\$	\$
0611200	Newspapers, Periodicals, Magazines, Etc.	789	394	1,200	4,800	4,800	4,800
0611300	Cleaning & Toilet Supplies	0	0	0	4,000	4,000	4,000
0611400	Computer Software Supplies & Solutions	0	0	0	1,600	1,600	1,600
0611700	Other Supplies & Materials	1,672	1,239	3,213	1,600	1,600	1,600
0612101	Staff Engagement	0	0	0	640	640	640
0612300	Food (for Human Consumption)	0	0	0	1,200	1,200	1,200
0612400	Ice & Drinking Water	0	0	0	1,600	1,600	1,600
0613100	Clothing & Clothing Supplies	0	0	0	800	800	800
0681100	Maps & Charts	0	404	1,000	1,000	1,100	1,200
SUB-TOT SUPPLIES & MATERIALS		2,461	2,037	5,413	28,440	28,540	28,640
BLOCK80 Repairs, Maintenance & Upkeep of Capital Assets							
0811110	Transportation Equipment Upkeep	1,240	1,193	2,500	3,000	3,000	3,500
0811500	Maintenance of Generators, A/C & Other Machinery	15,010	3,700	10,000	18,000	18,200	38,500
0812100	Office Furniture Upkeep	0	65	2,000	2,000	2,100	2,205
0822100	Land & Ground Improvements of Roundabouts	2,255	2,475	5,400	5,400	5,670	5,954
0831320	Archives Building (Existing)	124	230	1,200	1,200	1,400	1,600
0839500	Other Upkeep	1,122	158	3,300	3,300	3,500	3,700
SUB-TOT Repairs, Maintenance & Upkeep of Capital Assets		19,751	7,821	24,400	32,900	33,870	55,459
BLOCK90 Grants, Fixed Charges & Special Financial Transactions							
0911180	Cadet Programme	0	0	1,000	1,000	1,100	1,200
0911221	Expansion of Archives Operations	75,021	52,434	65,500	80,000	82,000	84,000
0982300	VAT Expenses	34	147	1,000	1,000	1,000	1,000
BLOCK90 Grants, Fixed Charges & Special Financial Transactions		75,055	52,581	67,500	82,000	84,100	86,200
BLOCK99 ITEMS NOT REPEATED							
0999900	Items Not Repeated	38,099	585	100,000	0	0	0
BLOCK99 ITEMS NOT REPEATED		38,099	585	100,000	0	0	0
OTHER CHARGES		154,479	81,759	228,933	215,259	220,182	257,072
DEPARTMENT OF ARCHIVES TOTAL EXPENSES		705,635	444,565	781,583	688,309	716,335	777,482

THE ACCOUNTING OFFICER FOR THIS HEAD IS THE DIRECTOR

[Head 038] MINISTRY OF EDUCATION



ITEM	TITLE OF ITEM	PROVISIONAL	EXPENDITURE	APPROVED		PRELIMINARY	PRELIMINARY
		ACTUAL	(PROVISIONAL)	ESTIMATES	ESTIMATES	FORECAST	FORECAST
		EXPENDITURE	JULY - MARCH			ESTIMATES	ESTIMATES
	2016/2017	2017/2018	2017/2018	2018/2019	2019/2020	2020/2021	
	\$	\$	\$	\$	\$	\$	
BLOCK01 Personal Emoluments							
0011000	Salary-Permanent/Pensionable (Monthly)	8,028,070	5,969,306	9,052,000	7,410,676	7,561,811	7,711,811
0011100	Salary Contract Workers (Monthly)	11,192	22,836	3,212,786	692,090	692,090	692,090
0011104	Staff-National Library Services	975,100	558,965	1,016,300	1,016,300	1,016,300	1,016,300
0015100	Regular Weekly Wages	31,387	24,270	31,908	31,908	31,908	31,908
0016200	Honoraria	55,500	34,200	15,000	15,000	15,000	15,000
0017100	Overtime - Monthly Employees (General)	0	0	0	30,686	30,686	30,686
SUB-TOT Personal Emoluments		9,101,249	6,609,577	13,327,994	9,196,660	9,347,795	9,497,795
BLOCK02 Allowances							
0025100	Mileage Allowance	46,317	18,317	24,400	26,000	26,000	26,000
0028100	Duty Allowance	6,563	9,817	13,750	20,000	20,000	20,000
0028300	Responsibility Allowance	28,267	35,409	41,800	45,000	45,000	45,000
0028400	Acting Allowance	200	0	1,960	3,000	3,000	3,000
SUB-TOT Allowances		81,347	63,543	81,910	94,000	94,000	94,000
PERSONAL EMOLUMENTS & ALLOWANCES		9,182,596	6,673,120	13,409,904	9,290,660	9,441,795	9,591,795
OTHER CHARGES							
BLOCK10 Travel & Subsistence							
0101100	Transport of Persons Within The Bahamas	0	0	0	48,000	48,000	48,000
0101200	Subsistence For Travellers In The Bahamas	10,179	10,119	13,000	11,700	11,700	11,700
0102100	Transport of Persons Outside The Bahamas	0	-398	0	22,400	22,400	22,400
0102200	Subsistence For Travellers Out The Bahamas	40,280	33,755	68,000	61,200	61,200	61,200
SUB-TOT Travel & Subsistence		50,459	43,476	81,000	143,300	143,300	143,300
BLOCK20 Transportation of Things							
0201200	Freight & Express	579	0	1,700	1,530	1,530	1,530
SUB-TOT Transportation of Things		579	0	1,700	1,530	1,530	1,530
BLOCK30 Rent, Communication & Utilities							
0301120	Rent - Living Accommodation (General)	509,419	390,463	511,200	800,170	800,170	686,795

[Head 038] MINISTRY OF EDUCATION



ITEM	TITLE OF ITEM	PROVISIONAL	EXPENDITURE	APPROVED		PRELIMINARY	PRELIMINARY
		ACTUAL	(PROVISIONAL)	ESTIMATES	ESTIMATES	FORECAST	FORECAST
		EXPENDITURE	JULY - MARCH			ESTIMATES	ESTIMATES
	2016/2017	2017/2018	2017/2018	2018/2019	2019/2020	2020/2021	
	\$	\$	\$	\$	\$	\$	
0301211	Rent - School Accommodation	856,172	310,387	650,000	757,775	757,775	671,400
SUB-TOT Rent, Communication & Utilities		1,365,591	700,850	1,161,200	1,557,945	1,557,945	1,358,195
BLOCK40 Printing & Reproduction							
0401100	Printing & Duplication	0	0	0	27,000	27,000	67,000
SUB-TOT Printing & Reproduction		0	0	0	27,000	27,000	67,000
BLOCK50 Other Contractual Services/Family Island Dev.							
0511100	Publication of Notices, Ads & Broadcast Time	12,465	2,206	25,000	22,500	22,500	22,500
0521100	Development Contracts	538,915	46,207	627,000	650,000	650,000	650,000
0522300	Exams Development Project - B.G.C.S.E	14,158	27,923	59,815	53,831	53,831	53,831
0522400	Wkshops,Conferences,Seminars,Meetings & Exhibits	3,728	1,963	4,000	3,600	3,600	3,600
0522800	Tuition, Training, In-service Awards, Subsistence	200	0	2,500	2,250	2,250	2,250
0524100	Licencing & Inspection of Vehicles	6,810	5,640	9,700	8,730	8,730	8,730
0541700	Janitorial Service Contracts	128	674	1,000	900	900	900
0541810	Sewerage Maintenance Contracts	0	0	4,000	3,600	3,600	3,600
0541990	Operation of Facilities or Other Services	418,228	236,441	440,000	390,050	390,050	390,050
0542140	National Literacy Service	4,245	2,146	15,300	13,770	13,770	13,770
0573100	Insurance Premiums - Government Buildings/Structures/ Assets	0	0	3,800	3,420	3,420	3,420
0581900	Fees & Other Charges	41,193	44,400	40,000	38,976	38,976	38,976
SUB-TOT Other Contractual Services/Family Island Dev.		1,040,070	367,600	1,232,115	1,191,627	1,191,627	1,191,627
BLOCK60 SUPPLIES & MATERIALS							
0611100	Office Supplies & Stationery	0	0	0	12,000	12,000	12,000
0611200	Newspapers, Periodicals, Magazines, Etc.	0	597	3,500	3,500	3,500	3,500
0611300	Cleaning & Toilet Supplies	0	0	0	20,000	20,000	20,000
0611700	Other Supplies & Materials	6,329	8,558	10,000	9,000	9,000	9,000
0612101	Staff Engagement	0	0	0	10,080	10,080	10,080
0612300	Food (for Human Consumption)	0	0	0	3,600	3,600	3,600
0612400	Ice & Drinking Water	0	0	0	6,400	6,400	6,400
0613100	Clothing & Clothing Supplies	0	0	0	4,000	4,000	4,000
0658210	Examination Materials & Supplies	52,780	32,485	56,700	56,700	56,700	56,700
0681300	Construction Materials & Parts	246	0	1,000	900	900	900
SUB-TOT SUPPLIES & MATERIALS		59,355	41,640	71,200	126,180	126,180	126,180
BLOCK80 Repairs, Maintenance & Upkeep of Capital Assets							

[Head 038] MINISTRY OF EDUCATION



ITEM	TITLE OF ITEM	PROVISIONAL	EXPENDITURE	APPROVED		PRELIMINARY	PRELIMINARY
		ACTUAL	(PROVISIONAL)	ESTIMATES	ESTIMATES	FORECAST	FORECAST
		EXPENDITURE	JULY - MARCH	ESTIMATES	ESTIMATES	ESTIMATES	ESTIMATES
	2016/2017	2017/2018	2017/2018	2018/2019	2019/2020	2020/2021	
	\$	\$	\$	\$	\$	\$	
0811110	Transportation Equipment Upkeep	20,190	12,373	28,000	26,000	26,000	31,000
0811200	Maintenance of Communication Equipment	1,827	0	3,000	2,000	2,000	2,000
0811500	Maintenance of Generators, A/C & Other Machinery	79,470	35,691	79,500	79,500	79,500	159,500
0822400	School Grounds Improvements & Upkeep	28,272	17,640	28,500	25,650	25,650	25,650
0831770	Maintenance of Government Bldgs Program	17,661	21,097	32,300	29,070	29,070	29,070
0832700	Maintenance - School & Educational Facilities	210,981	143,251	213,400	250,000	250,000	450,000
0834100	Maintenance Housing Accommodations/Quarters & Cottages	1,658	0	6,200	5,580	5,580	5,580
0839100	Fumigation & Pest Control	3,389	1,000	10,000	9,000	9,000	29,000
SUB-TOT Repairs, Maintenance & Upkeep of Capital Assets		363,448	231,052	400,900	426,800	426,800	731,800
BLOCK90 Grants, Fixed Charges & Special Financial Transactions							
0911101	Operation - University of the Bahamas	30,873,406	21,368,405	33,528,775	31,574,773	31,574,773	31,574,773
0911102	Bahamas Technical & Vocational Institute	5,252,000	3,939,000	5,502,691	8,103,113	8,103,113	8,103,113
0911105	Planning Research & Development	0	957	5,000	4,500	4,500	4,500
0911108	Merit Award	0	0	150,000	135,000	135,000	135,000
0911111	Salary Grant - Independent Schools	13,475,400	7,434,243	14,025,000	14,025,000	14,025,000	14,025,000
0911115	National Accreditation and Equivalency Council	84,591	26,850	150,000	135,000	135,000	135,000
0911119	Grant - Stapleton School	30,000	9,000	30,000	30,000	30,000	30,000
0911120	Grant - Centre for The Deaf	30,000	9,000	30,000	30,000	30,000	30,000
0911121	Grant - School for The Blind	30,000	9,000	30,000	30,000	30,000	30,000
0911123	Technical Cadet Corps	66,456	18,478	60,000	54,000	54,000	54,000
0911128	Grant - Long Island Museum	30,000	16,000	30,000	30,000	30,000	30,000
0911173	National Library Services	156,653	72,922	118,800	118,800	118,800	118,800
0911718	Expenses - Advisory Councils/Tribunals/Committees	93,000	43,800	70,800	63,720	63,720	63,720
0912120	Contribution To UWI	7,340,337	4,547,400	4,637,000	6,068,414	6,068,414	6,068,414
0912325	UN Education/Scientific/Cultural Org.(UNESCO)	51,578	51,108	78,800	70,920	70,920	70,920
0912532	Hosting of The National Education Conference	832,181	123,247	400,000	100,000	100,000	100,000
0931100	Scholarships - Bonded	25,000	90,000	320,000	320,000	320,000	320,000
0931300	Scholarships - University of The Bahamas	16,714,638	15,402,682	17,185,000	17,300,000	17,300,000	17,300,000
0931400	Interest Subsidy - Education Guarantee Loan	600,000	750,000	1,000,000	900,000	900,000	900,000
0931600	All Bahamas Merit Scholarship	17,500	0	70,000	63,000	63,000	63,000
0931810	Bahamas Commonwealth Award	0	0	40,000	36,000	36,000	36,000
0932800	Grants - Beacon School	42,000	12,700	42,000	42,000	42,000	42,000
0932803	Grant - Students at Risk	466,169	333,156	500,000	500,000	500,000	500,000
0934100	Teacher - Cadet Programme	116,840	66,164	142,200	127,980	127,980	127,980
0934200	Career Path Implementation	27,620	0	40,000	36,000	36,000	36,000
0982300	VAT Expenses	764	73	1,000	900	900	900
BLOCK90 Grants, Fixed Charges & Special Financial Transactions		76,356,133	54,324,185	78,187,066	79,899,120	79,899,120	79,899,120

BLOCK99 ITEMS NOT REPEATED

[Head 038] MINISTRY OF EDUCATION



ITEM	TITLE OF ITEM	PROVISIONAL EXPENDITURE				PRELIMINARY	PRELIMINARY
		ACTUAL	(PROVISIONAL)	APPROVED		FORECAST	FORECAST
		EXPENDITURE	EXPENDITURE	ESTIMATES	ESTIMATES	ESTIMATES	ESTIMATES
		2016/2017	JULY - MARCH 2017/2018	2017/2018	2018/2019	2019/2020	2020/2021
	\$	\$	\$	\$	\$	\$	
0999900	Items Not Repeated	700	0	0	0	0	0
	BLOCK99 ITEMS NOT REPEATED	700	0	0	0	0	0
	OTHER CHARGES	79,236,335	55,708,803	81,135,181	83,373,502	83,373,502	83,518,752
	MINISTRY OF EDUCATION TOTAL EXPENSES	88,418,931	62,381,923	94,545,085	92,664,162	92,815,297	93,110,547

THE ACCOUNTING OFFICER FOR THIS HEAD IS THE PERMANENT SECRETARY

[Head 040] MINISTRY OF TRANSPORT & LOCAL GOVERNMENT



ITEM	TITLE OF ITEM	PROVISIONAL EXPENDITURE		APPROVED ESTIMATES	ESTIMATES	PRELIMINARY FORECAST ESTIMATES	PRELIMINARY FORECAST ESTIMATES
		ACTUAL EXPENDITURE	(PROVISIONAL) EXPENDITURE				
		2016/2017 \$	JULY - MARCH 2017/2018 \$	2017/2018 \$	2018/2019 \$	2019/2020 \$	2020/2021 \$
BLOCK01 Personal Emoluments							
0011000	Salary-Permanent/Pensionable (Monthly)	617,744	457,290	569,000	588,442	591,983	594,825
0011100	Salary Contract Workers (Monthly)	126,855	70,228	242,000	16,300	16,300	16,300
0017100	Overtime - Monthly Employees (General)	0	0	0	3,000	3,000	3,000
SUB-TOT Personal Emoluments		744,599	527,518	811,000	607,742	611,283	614,125
BLOCK02 Allowances							
0025100	Mileage Allowance	3,142	2,550	6,000	6,000	6,000	6,000
0025200	Transport/Drivers Allowance (Payroll)	4,800	3,385	3,600	3,600	3,600	3,600
0028100	Duty Allowance	4,718	3,083	10,000	10,000	10,000	10,000
0028300	Responsibility Allowance	17,208	16,106	20,000	20,000	20,000	20,000
0028400	Acting Allowance	83	715	5,000	5,000	5,000	5,000
SUB-TOT Allowances		29,951	25,839	44,600	44,600	44,600	44,600
PERSONAL EMOLUMENTS & ALLOWANCES		774,550	553,357	855,600	652,342	655,883	658,725
OTHER CHARGES							
BLOCK10 Travel & Subsistence							
0101100	Transport of Persons Within The Bahamas	0	0	0	7,200	7,200	7,200
0101200	Subsistence For Travellers In The Bahamas	2,184	1,730	4,200	4,200	4,200	4,200
0102100	Transport of Persons Outside The Bahamas	0	0	0	7,200	7,200	7,200
0102200	Subsistence For Travellers Out The Bahamas	3,004	0	5,000	10,000	10,000	10,000
0102400	Incidental Travel Expenses Outside The Bahamas	220	0	2,000	2,000	2,000	2,000
SUB-TOT Travel & Subsistence		5,408	1,730	11,200	30,600	30,600	30,600
BLOCK40 Printing & Reproduction							
0401100	Printing & Duplication	0	0	0	9,000	9,000	19,000
SUB-TOT Printing & Reproduction		0	0	0	9,000	9,000	19,000
BLOCK50 Other Contractual Services/Family Island Dev.							
0511100	Publication of Notices, Ads & Broadcast Time	0	0	0	800	800	800
0521100	Development Contracts	158,555	0	242,000	102,000	300,000	300,000
0522400	Wkshops,Conferences,Seminars,Meetings & Exhibits	1,547	1,317	3,000	3,000	5,000	5,000
0522800	Tuition, Training, In-service Awards, Subsistence	7,223	56	5,000	5,000	5,000	5,000
0524100	Licencing & Inspection of Vehicles	975	195	2,700	2,700	2,700	2,700
0541820	Sanitact Maintenance Contract	440	1,320	2,000	2,000	2,000	2,000
0541990	Operation of Facilities or Other Services	239,024	3,888	10,000	10,000	10,000	10,000
0542210	Mail Boat Service Contracts	8,754,000	5,836,000	8,754,000	8,754,000	8,754,000	8,754,000
0576100	Fees Inspection & Casualty Investigations	0	0	5,000	5,000	5,000	5,000
0581900	Fees & Other Charges	7,756	8,263	10,700	10,700	10,700	10,700

[Head 040] MINISTRY OF TRANSPORT & LOCAL GOVERNMENT



ITEM	TITLE OF ITEM	PROVISIONAL EXPENDITURE		APPROVED ESTIMATES	ESTIMATES	PRELIMINARY FORECAST ESTIMATES	PRELIMINARY FORECAST ESTIMATES
		ACTUAL EXPENDITURE	(PROVISIONAL) EXPENDITURE				
		2016/2017 \$	JULY - MARCH 2017/2018 \$	2017/2018 \$	2018/2019 \$	2019/2020 \$	2020/2021 \$
SUB-TOT Other Contractual Services/Family Island Dev.		9,169,520	5,851,039	9,034,400	8,895,200	9,095,200	9,095,200
BLOCK60 SUPPLIES & MATERIALS							
0611100	Office Supplies & Stationery	0	0	0	9,600	9,600	9,600
0611200	Newspapers, Periodicals, Magazines, Etc.	2,662	2,442	3,700	4,000	4,000	4,000
0611300	Cleaning & Toilet Supplies	0	0	0	3,800	3,800	3,800
0611400	Computer Software Supplies & Solutions	0	0	0	800	800	800
0611700	Other Supplies & Materials	2,434	1,717	3,500	800	800	800
0612101	Staff Engagement	0	0	0	1,200	1,200	1,200
0612300	Food (for Human Consumption)	0	0	0	5,600	5,600	5,600
0612400	Ice & Drinking Water	0	0	0	2,000	2,000	2,000
0659400	Awards, Medals & Presentations	136	40	1,000	1,000	1,000	1,000
SUB-TOT SUPPLIES & MATERIALS		5,232	4,199	8,200	28,800	28,800	28,800
BLOCK80 Repairs, Maintenance & Upkeep of Capital Assets							
0811110	Transportation Equipment Upkeep	1,635	1,613	2,300	5,000	5,000	15,000
SUB-TOT Repairs, Maintenance & Upkeep of Capital Assets		1,635	1,613	2,300	5,000	5,000	15,000
BLOCK90 Grants, Fixed Charges & Special Financial Transactions							
0918200	Subsidies to Local Vessel	0	0	1,000	1,000	1,000	1,000
0982300	VAT Expenses	0	721	1,000	1,000	1,000	1,000
BLOCK90 Grants, Fixed Charges & Special Financial Transactions		0	721	2,000	2,000	2,000	2,000
BLOCK99 ITEMS NOT REPEATED							
0999900	Items Not Repeated	3,999,999	0	0	0	0	0
BLOCK99 ITEMS NOT REPEATED		3,999,999	0	0	0	0	0
OTHER CHARGES		13,181,794	5,859,302	9,058,100	8,970,600	9,170,600	9,190,600
MINISTRY OF TRANSPORT & LOCAL GOVERNMENT TOTAL EXPENSES		13,956,344	6,412,659	9,913,700	9,622,942	9,826,483	9,849,325

THE ACCOUNTING OFFICER FOR THIS HEAD IS THE PERMANENT SECRETARY

[Head 043] MINISTRY OF SOCIAL SERVICES & URBAN DEVELOPMENT



ITEM	TITLE OF ITEM	PROVISIONAL EXPENDITURE		APPROVED ESTIMATES	ESTIMATES	PRELIMINARY FORECAST ESTIMATES	PRELIMINARY FORECAST ESTIMATES
		ACTUAL EXPENDITURE	(PROVISIONAL) EXPENDITURE				
		2016/2017 \$	JULY - MARCH 2017/2018 \$	2017/2018 \$	2018/2019 \$	2019/2020 \$	2020/2021 \$
BLOCK01 Personal Emoluments							
0011000	Salary-Permanent/Pensionable (Monthly)	3,092,792	2,915,525	3,364,400	3,747,961	3,747,961	3,747,961
0011100	Salary Contract Workers (Monthly)	37,449	25,432	638,000	673,000	673,000	673,000
0017100	Overtime - Monthly Employees (General)	0	0	0	60,000	60,000	60,000
SUB-TOT Personal Emoluments		3,130,241	2,940,957	4,002,400	4,480,961	4,480,961	4,480,961
BLOCK02 Allowances							
0021200	Housing Allowance	0	22,250	24,000	24,000	24,000	24,000
0021400	Disturbance Allowance/Geographical	0	6,155	7,200	7,200	7,200	7,200
0025200	Transport/Drivers Allowance (Payroll)	4,242	0	4,300	4,300	4,300	4,300
0028100	Duty Allowance	5,277	6,250	8,000	8,000	8,000	8,000
0028300	Responsibility Allowance	14,792	13,083	14,000	14,000	14,000	14,000
0028400	Acting Allowance	3,767	4,717	6,700	6,700	6,700	6,700
0028500	Personal Allowance	0	0	9,000	9,000	9,000	9,000
0028700	Hardship Allowance	0	0	2,000	2,000	2,000	2,000
0029100	Hazard Allowance (Civilian Staff)	42	0	600	600	600	600
0029510	Clothing Allowance	83	0	500	500	500	500
0029520	Uniform Allowance	0	0	300	300	300	300
SUB-TOT Allowances		28,203	52,455	76,600	76,600	76,600	76,600
PERSONAL EMOLUMENTS & ALLOWANCES		3,158,444	2,993,412	4,079,000	4,557,561	4,557,561	4,557,561
OTHER CHARGES							
BLOCK10 Travel & Subsistence							
0101100	Transport of Persons Within The Bahamas	0	0	0	10,000	10,000	10,000
0101200	Subsistence For Travellers In The Bahamas	480	0	5,000	5,000	5,000	5,000
0101300	Mileage In The Bahamas	42,750	43,224	61,000	61,000	61,000	61,000
0102100	Transport of Persons Outside The Bahamas	0	0	0	30,000	30,000	30,000
0102200	Subsistence For Travellers Out The Bahamas	0	0	3,500	15,000	15,000	15,000
SUB-TOT Travel & Subsistence		43,230	43,224	69,500	121,000	121,000	121,000
BLOCK20 Transportation of Things							
0201100	Local Transportation of Goods	110	230	1,200	1,080	1,080	1,080

[Head 043] MINISTRY OF SOCIAL SERVICES & URBAN DEVELOPMENT



ITEM	TITLE OF ITEM	PROVISIONAL EXPENDITURE		APPROVED ESTIMATES	ESTIMATES	PRELIMINARY FORECAST ESTIMATES	PRELIMINARY FORECAST ESTIMATES
		ACTUAL EXPENDITURE	(PROVISIONAL) EXPENDITURE				
		2016/2017 \$	JULY - MARCH 2017/2018 \$	2017/2018 \$	2018/2019 \$	2019/2020 \$	2020/2021 \$
	SUB-TOT Transportation of Things	110	230	1,200	1,080	1,080	1,080
	BLOCK30 Rent, Communication & Utilities						
	0301120 Rent - Living Accommodation (General)	3,300	0	1,000	1,000	1,000	1,000
	0304160 Propane Gas	0	0	0	400	400	400
	SUB-TOT Rent, Communication & Utilities	3,300	0	1,000	1,400	1,400	1,400
	BLOCK40 Printing & Reproduction						
	0401100 Printing & Duplication	0	0	0	1,600	1,600	1,600
	SUB-TOT Printing & Reproduction	0	0	0	1,600	1,600	1,600
	BLOCK50 Other Contractual Services/Family Island Dev.						
	0511100 Publication of Notices, Ads & Broadcast Time	0	0	1,000	1,000	1,000	1,000
	0522400 Wkshops,Conferences,Seminars,Meetings & Exhibits	756	1,702	2,600	2,600	2,600	2,600
	0522800 Tuition, Training, In-service Awards, Subsistence	1,580	2,418	5,000	5,000	5,000	5,000
	0524100 Licencing & Inspection of Vehicles	0	390	1,200	1,200	1,200	1,200
	0541990 Operation of Facilities or Other Services	11,410	10,408	16,000	16,000	16,000	16,000
	0581900 Fees & Other Charges	3,159	3,496	5,500	5,500	5,500	5,500
	SUB-TOT Other Contractual Services/Family Island Dev.	16,905	18,414	31,300	31,300	31,300	31,300
	BLOCK60 SUPPLIES & MATERIALS						
	0611100 Office Supplies & Stationery	0	0	0	3,200	3,200	3,200
	0611200 Newspapers, Periodicals, Magazines, Etc.	1,604	1,549	2,500	2,500	2,500	2,500
	0611300 Cleaning & Toilet Supplies	0	0	0	2,400	2,400	2,400
	0611400 Computer Software Supplies & Solutions	0	0	0	320	320	320
	0611700 Other Supplies & Materials	4,988	4,194	6,400	6,400	6,400	6,400
	0612101 Staff Engagement	0	0	0	5,080	5,080	5,080
	0612300 Food (for Human Consumption)	0	0	0	2,000	2,000	2,000
	0612400 Ice & Drinking Water	0	0	0	1,600	1,600	1,600
	0613100 Clothing & Clothing Supplies	630	0	1,000	1,000	1,000	1,000
	0659400 Awards, Medals & Presentations	0	455	1,000	1,000	1,000	1,000
	SUB-TOT SUPPLIES & MATERIALS	7,222	6,198	10,900	25,500	25,500	25,500
	BLOCK80 Repairs, Maintenance & Upkeep of Capital Assets						

[Head 043] MINISTRY OF SOCIAL SERVICES & URBAN DEVELOPMENT



ITEM	TITLE OF ITEM	PROVISIONAL	EXPENDITURE	APPROVED		PRELIMINARY	PRELIMINARY
		ACTUAL	(PROVISIONAL)	ESTIMATES	ESTIMATES	FORECAST	FORECAST
		EXPENDITURE	JULY - MARCH			ESTIMATES	ESTIMATES
		2016/2017	2017/2018	2017/2018	2018/2019	2019/2020	2020/2021
		\$	\$	\$	\$	\$	\$
0811110	Transportation Equipment Upkeep	5,584	2,937	7,800	5,000	5,000	5,000
0831770	Maintenance of Government Bldgs Program	250	582	1,000	1,000	1,000	1,000
SUB-TOT Repairs, Maintenance & Upkeep of Capital Assets		5,834	3,519	8,800	6,000	6,000	6,000
BLOCK90 Grants, Fixed Charges & Special Financial Transactions							
0911116	Salvation Army School For The Blind	2,200	10,000	10,000	10,000	10,000	10,000
0911315	Contributions to Sports, Civic & Youth Organizations	26,385	9,900	40,000	40,000	40,000	40,000
0911501	Post School Age Facility for Persons with Disabilities	72,379	9,246	137,000	137,000	137,000	137,000
0911503	National Commission for Persons with Disabilities	98,996	41,754	147,000	147,000	147,000	147,000
0911509	Rehabilitative Welfare Services- Operational Expenses	46,245	40,761	150,000	150,000	150,000	150,000
0911511	Contribution - Prison Fellowship	25,000	25,000	25,000	25,000	25,000	25,000
0911512	Red Cross Bahamas Branch	60,000	60,000	60,000	60,000	60,000	60,000
0911516	Xmas Cheer Fund-Salvation Army	0	0	700	700	700	700
0911520	Ranfurlly Home For Children	105,000	105,000	105,000	105,000	105,000	105,000
0911524	The Crisis Centre	30,000	30,000	30,000	30,000	30,000	30,000
0911545	All Saints Camp	10,000	10,000	10,000	10,000	10,000	10,000
0911546	National Parenting Programme	28,160	11,678	30,000	30,000	30,000	30,000
0911548	National Committee - Families & Children	1,327	0	5,000	5,000	5,000	5,000
0911549	Roman Catholic Archdiocese	14,000	14,000	14,000	14,000	14,000	14,000
0911551	Community & Family Life	25,044	10,333	30,000	30,000	30,000	30,000
0911578	The Bahamas AME Conference Shelter	20,000	20,000	20,000	20,000	20,000	20,000
0911579	National Task Force for Ending Gender Based Violence	699	690	39,000	39,000	39,000	39,000
0911580	Operational Expenses - Simpson Penn Centre for Boys	150,437	69,417	290,000	290,000	290,000	290,000
0911581	Operational Expenses - Willamae Pratt Centre for Girls	60,325	40,767	233,000	233,000	233,000	233,000
0911721	Drug Action Service	4,000	4,000	4,000	4,000	4,000	4,000
0911760	Residential Care Establishment	4,202	4,278	62,600	62,600	62,600	62,600
0911930	Department of Gender and Family Affairs	130,884	78,889	350,000	350,000	350,000	350,000
0911940	Community Affairs Division	41,910	27,242	55,000	55,000	55,000	55,000
0911998	Department of Urban Renewal	0	1,250,000	5,000,000	5,000,000	5,000,000	5,000,000
0982300	VAT Expenses	13	0	1,000	1,000	1,000	1,000
BLOCK90 Grants, Fixed Charges & Special Financial Transactions		957,206	1,872,955	6,848,300	6,848,300	6,848,300	6,848,300
BLOCK99 ITEMS NOT REPEATED							
0999900	Items Not Repeated	774	0	0	0	0	0
BLOCK99 ITEMS NOT REPEATED		774	0	0	0	0	0
OTHER CHARGES		1,034,581	1,944,540	6,971,000	7,036,180	7,036,180	7,036,180

[Head 043] **MINISTRY OF SOCIAL SERVICES & URBAN DEVELOPMENT**



ITEM	TITLE OF ITEM	PROVISIONAL EXPENDITURE				PRELIMINARY	PRELIMINARY
		ACTUAL	(PROVISIONAL)	APPROVED		FORECAST	FORECAST
		EXPENDITURE	EXPENDITURE	ESTIMATES	ESTIMATES	ESTIMATES	ESTIMATES
		JULY - MARCH					
		2016/2017	2017/2018	2017/2018	2018/2019	2019/2020	2020/2021
		\$	\$	\$	\$	\$	\$
MINISTRY OF SOCIAL SERVICES & URBAN DEVE TOTAL EXPENSES		4,193,025	4,937,952	11,050,000	11,593,741	11,593,741	11,593,741

THE ACCOUNTING OFFICER FOR THIS HEAD IS THE PERMANENT SECRETARY

[Head 044] DEPARTMENT OF SOCIAL SERVICES



ITEM	TITLE OF ITEM	PROVISIONAL EXPENDITURE		APPROVED ESTIMATES	ESTIMATES	PRELIMINARY FORECAST ESTIMATES	PRELIMINARY FORECAST ESTIMATES
		ACTUAL EXPENDITURE	(PROVISIONAL) EXPENDITURE				
		2016/2017 \$	JULY - MARCH 2017/2018 \$	2017/2018 \$	2018/2019 \$	2019/2020 \$	2020/2021 \$
BLOCK01 Personal Emoluments							
0011000	Salary-Permanent/Pensionable (Monthly)	8,167,485	6,920,953	9,065,000	11,098,525	11,098,525	11,098,525
0011100	Salary Contract Workers (Monthly)	385,921	229,393	547,000	488,850	462,450	462,450
0015100	Regular Weekly Wages	3,622,701	2,306,256	3,669,000	3,669,000	3,669,000	3,669,000
0017100	Overtime - Monthly Employees (General)	13,211	22,346	20,000	80,000	80,000	80,000
SUB-TOT Personal Emoluments		12,189,318	9,478,948	13,301,000	15,336,375	15,309,975	15,309,975
BLOCK02 Allowances							
0021400	Disturbance Allowance/Geographical	19,625	33,430	50,000	50,000	50,000	50,000
0021900	Risk Allowance	38,250	40,926	50,000	50,000	50,000	50,000
0024200	On-Call Allowance - Other Workers	17,950	6,800	16,800	16,800	16,800	16,800
0028300	Responsibility Allowance	5,042	3,340	5,000	5,000	5,000	5,000
0028400	Acting Allowance	0	850	1,000	1,000	1,000	1,000
0028700	Hardship Allowance	1,100	2,750	3,000	3,000	3,000	3,000
SUB-TOT Allowances		81,967	88,096	125,800	125,800	125,800	125,800
PERSONAL EMOLUMENTS & ALLOWANCES		12,271,285	9,567,044	13,426,800	15,462,175	15,435,775	15,435,775
OTHER CHARGES							
BLOCK10 Travel & Subsistence							
0101100	Transport of Persons Within The Bahamas	0	0	0	38,400	38,400	38,400
0101200	Subsistence For Travellers In The Bahamas	27,450	6,530	31,000	26,000	26,000	26,000
0101300	Mileage In The Bahamas	383,018	301,553	435,000	435,000	435,000	500,000
0102100	Transport of Persons Outside The Bahamas	0	0	0	28,800	28,800	28,800
SUB-TOT Travel & Subsistence		410,468	308,083	466,000	528,200	528,200	593,200
BLOCK20 Transportation of Things							
0201200	Freight & Express	4,308	2,880	7,000	5,505	5,505	5,505
SUB-TOT Transportation of Things		4,308	2,880	7,000	5,505	5,505	5,505
BLOCK30 Rent, Communication & Utilities							

[Head 044] DEPARTMENT OF SOCIAL SERVICES



ITEM	TITLE OF ITEM	PROVISIONAL	EXPENDITURE	APPROVED		PRELIMINARY	PRELIMINARY
		ACTUAL	(PROVISIONAL)	ESTIMATES	ESTIMATES	FORECAST	FORECAST
		EXPENDITURE	JULY - MARCH	ESTIMATES	ESTIMATES	ESTIMATES	ESTIMATES
		2016/2017	2017/2018	2017/2018	2018/2019	2019/2020	2020/2021
		\$	\$	\$	\$	\$	\$
0301120	Rent - Living Accommodation (General)	69,800	55,500	76,700	115,000	115,000	115,000
0301210	Office Rent Accommodation (General)	142,512	77,050	92,300	151,000	151,000	151,000
SUB-TOT Rent, Communication & Utilities		212,312	132,550	169,000	266,000	266,000	266,000
BLOCK40 Printing & Reproduction							
0401100	Printing & Duplication	0	0	0	59,400	59,400	154,400
SUB-TOT Printing & Reproduction		0	0	0	59,400	59,400	154,400
BLOCK50 Other Contractual Services/Family Island Dev.							
0511100	Publication of Notices, Ads & Broadcast Time	770	6,735	5,000	7,160	7,160	7,160
0521810	Subsistence\Support of Persons Contract)	2,847,400	1,580,218	2,330,000	2,330,000	2,330,000	4,330,000
0521820	Circumstance and Relief Emergency Desk Assistances	889,275	953,996	2,350,000	2,350,000	2,350,000	4,350,000
0521821	Foster Care Programme	591,542	435,587	702,750	452,750	452,750	452,750
0521823	Uniform Assistance	470,801	357,662	360,000	270,000	270,000	270,000
0521824	Social Safety Net Programme	1,135,217	0	0	1,000,000	1,000,000	1,000,000
0521825	Food Assistance Program	16,315,093	12,328,557	12,819,150	12,819,150	12,819,150	12,819,150
0522400	Wkshops,Conferences,Seminars,Meetings & Exhibits	15,359	5,938	10,000	9,000	9,000	9,000
0522800	Tuition, Training, In-service Awards, Subsistence	12,322	3,466	8,000	7,200	7,200	7,200
0524100	Licencing & Inspection of Vehicles	4,575	3,315	4,000	4,000	4,000	4,000
0541820	Sanitact Maintenance Contract	5,092	2,600	6,000	6,000	6,000	6,000
0541990	Operation of Facilities or Other Services	1,499	0	1,100	1,100	1,100	1,100
0542130	Early Childhood Development Centre	25,139	35,700	38,000	82,200	82,200	82,200
0542550	Security Services Contract	271,629	161,016	184,000	184,000	184,000	184,000
0581900	Fees & Other Charges	15,828	23,668	7,212	6,491	6,491	6,491
SUB-TOT Other Contractual Services/Family Island Dev.		22,601,541	15,898,458	18,825,212	19,529,051	19,529,051	23,529,051
BLOCK60 SUPPLIES & MATERIALS							
0611100	Office Supplies & Stationery	103	0	0	32,960	32,960	32,960
0611200	Newspapers, Periodicals, Magazines, Etc.	1,354	1,311	2,800	2,240	2,240	2,240
0611300	Cleaning & Toilet Supplies	0	0	0	21,080	21,080	21,080
0611400	Computer Software Supplies & Solutions	150	1,287	6,800	5,500	5,500	5,500
0611700	Other Supplies & Materials	26,062	15,946	24,500	22,200	22,200	22,200
0612101	Staff Engagement	0	0	0	11,600	11,600	11,600
0613100	Clothing & Clothing Supplies	500	1,437	8,100	6,900	6,900	6,900
0659400	Awards, Medals & Presentations	67	0	2,100	2,100	2,100	2,100

[Head 044] DEPARTMENT OF SOCIAL SERVICES



ITEM	TITLE OF ITEM	PROVISIONAL	EXPENDITURE	APPROVED		PRELIMINARY	PRELIMINARY
		ACTUAL	(PROVISIONAL)	ESTIMATES	ESTIMATES	FORECAST	FORECAST
		EXPENDITURE	JULY - MARCH	ESTIMATES	ESTIMATES	ESTIMATES	ESTIMATES
	2016/2017	2017/2018	2017/2018	2018/2019	2019/2020	2020/2021	
	\$	\$	\$	\$	\$	\$	
0681500	Plumbing, Pipes, Fittings, Works Supplies	924	1,122	4,200	4,200	4,200	4,200
SUB-TOT SUPPLIES & MATERIALS		29,160	21,103	48,500	108,780	108,780	108,780
BLOCK80 Repairs, Maintenance & Upkeep of Capital Assets							
0811110	Transportation Equipment Upkeep	23,650	17,324	32,000	28,000	28,000	38,000
0831770	Maintenance of Government Bldgs Program	105,181	0	0	50,000	50,000	100,000
SUB-TOT Repairs, Maintenance & Upkeep of Capital Assets		128,831	17,324	32,000	78,000	78,000	138,000
BLOCK90 Grants, Fixed Charges & Special Financial Transactions							
0911505	Grants To Charitable Organizations	783,609	598,500	683,000	683,000	683,000	683,000
0911507	Centre for Children with Disabilities (Cheshire House)	0	0	50,000	50,000	50,000	50,000
0911508	The National Committee for the Rights of Children	3,326	-2,279	8,500	8,500	8,500	8,500
0911522	Disability Affairs - Operating Expenses	1,852	2,389	50,000	50,000	50,000	50,000
0911560	Children With Special Needs	283,680	180,480	330,000	330,000	330,000	330,000
0911563	Elizabeth Estates Children	445,000	445,000	445,000	445,000	445,000	445,000
0911564	Bilney Lane	95,800	47,900	95,800	95,800	95,800	95,800
0911565	Naomi Christie Centre	202,000	207,000	207,000	207,000	207,000	207,000
0911566	Mary Ingraham Intergeneration	172,000	172,000	172,000	172,000	172,000	172,000
0911567	Nazareth Centre	555,000	555,000	555,000	555,000	555,000	555,000
0911568	Bahamas Children Emergency Hostel	191,830	192,000	192,000	192,000	192,000	192,000
0911569	Coleby House	67,992	68,000	68,000	68,000	68,000	68,000
0911570	Columbus House for Girls	88,000	0	88,000	88,000	88,000	88,000
0911571	Grand Bahama Children Home	195,000	195,000	195,000	195,000	195,000	195,000
0911572	Links Safe House	75,000	75,000	75,000	75,000	75,000	75,000
0911573	Old Bight Mission Home	165,000	165,000	165,000	165,000	165,000	165,000
0911574	Salvation Army Emergency Shelter	75,000	75,000	75,000	75,000	75,000	75,000
0911575	The PACE Centre(Grand Bahama)	62,000	0	62,000	62,000	62,000	62,000
0911576	Columbus House for Boys 1 & 2 Grand Bahama	88,000	0	88,000	88,000	88,000	88,000
0911577	Zion Children Home(Current Island)	62,000	0	62,000	62,000	62,000	62,000
0911736	National Council for the Int'l Year of Older Persons	7,208	5,645	17,000	17,000	17,000	17,000
0911737	National Committee for Child Abuse Prevention	25,407	931	21,000	21,000	21,000	21,000
0911976	Contribution Deportee Assistance Programme	0	0	15,000	15,000	15,000	15,000
0982300	VAT Expenses	56	0	1,000	1,000	1,000	1,000
BLOCK90 Grants, Fixed Charges & Special Financial Transactions		3,644,760	2,982,566	3,720,300	3,720,300	3,720,300	3,720,300
BLOCK99 ITEMS NOT REPEATED							

[Head 044] DEPARTMENT OF SOCIAL SERVICES



ITEM	TITLE OF ITEM	PROVISIONAL EXPENDITURE				PRELIMINARY	PRELIMINARY
		ACTUAL	(PROVISIONAL)	APPROVED		FORECAST	FORECAST
		EXPENDITURE	EXPENDITURE	ESTIMATES	ESTIMATES	ESTIMATES	ESTIMATES
		JULY - MARCH					
		2016/2017	2017/2018	2017/2018	2018/2019	2019/2020	2020/2021
		\$	\$	\$	\$	\$	\$
0999900	Items Not Repeated	6,350	0	0	0	0	0
	BLOCK99 ITEMS NOT REPEATED	6,350	0	0	0	0	0
	OTHER CHARGES	27,037,730	19,362,964	23,268,012	24,295,236	24,295,236	28,515,236
	DEPARTMENT OF SOCIAL SERVICES TOTAL EXPENSES	39,309,015	28,930,008	36,694,812	39,757,411	39,731,011	43,951,011

THE ACCOUNTING OFFICER FOR THIS HEAD IS THE DIRECTOR

[Head 045] DEPARTMENT OF HOUSING



ITEM	TITLE OF ITEM	PROVISIONAL	EXPENDITURE	APPROVED		PRELIMINARY	PRELIMINARY
		ACTUAL	(PROVISIONAL)	ESTIMATES	ESTIMATES	FORECAST	FORECAST
		EXPENDITURE	JULY - MARCH			ESTIMATES	ESTIMATES
	2016/2017	2017/2018	2017/2018	2018/2019	2019/2020	2020/2021	
	\$	\$	\$	\$	\$	\$	
BLOCK01 Personal Emoluments							
0011000	Salary-Permanent/Pensionable (Monthly)	1,193,064	874,935	1,278,000	1,278,000	1,278,000	1,278,000
0011100	Salary Contract Workers (Monthly)	34,250	4,750	68,000	68,000	68,000	68,000
0017100	Overtime - Monthly Employees (General)	0	0	0	3,000	3,000	3,000
SUB-TOT Personal Emoluments		1,227,314	879,685	1,346,000	1,349,000	1,349,000	1,349,000
BLOCK02 Allowances							
0021700	Scarcity Allowance	15,000	2,875	15,000	15,000	15,000	15,000
0028300	Responsibility Allowance	5,000	958	9,000	9,000	9,000	9,000
0028400	Acting Allowance	0	0	1,500	1,500	1,500	1,500
0029100	Hazard Allowance (Civilian Staff)	25,200	6,300	32,400	32,400	32,400	32,400
SUB-TOT Allowances		45,200	10,133	57,900	57,900	57,900	57,900
PERSONAL EMOLUMENTS & ALLOWANCES		1,272,514	889,818	1,403,900	1,406,900	1,406,900	1,406,900
OTHER CHARGES							
BLOCK10 Travel & Subsistence							
0101100	Transport of Persons Within The Bahamas	0	0	0	5,000	6,000	6,000
0101200	Subsistence For Travellers In The Bahamas	2,514	690	3,800	3,800	3,800	3,800
0102100	Transport of Persons Outside The Bahamas	0	0	0	5,000	5,000	5,000
0102200	Subsistence For Travellers Out The Bahamas	285	0	700	2,000	2,000	2,000
SUB-TOT Travel & Subsistence		2,799	690	4,500	15,800	16,800	16,800
BLOCK40 Printing & Reproduction							
0401100	Printing & Duplication	0	0	0	4,800	4,800	9,800
SUB-TOT Printing & Reproduction		0	0	0	4,800	4,800	9,800
BLOCK50 Other Contractual Services/Family Island Dev.							
0511100	Publication of Notices, Ads & Broadcast Time	0	0	0	1,300	1,300	1,300
0522400	Wkshops,Conferences,Seminars,Meetings & Exhibits	120	723	2,000	2,000	2,000	2,000
0522800	Tuition, Training, In-service Awards, Subsistence	0	0	3,000	3,000	3,000	3,000
0524100	Licencing & Inspection of Vehicles	1,995	1,560	2,000	2,000	2,000	2,000
0542930	Operational Expenses - Freeport Housing	17,163	13,054	19,800	19,800	19,800	19,800
0581900	Fees & Other Charges	9,986	6,708	11,000	11,000	11,000	11,000
SUB-TOT Other Contractual Services/Family Island Dev.		29,264	22,045	37,800	39,100	39,100	39,100
BLOCK60 SUPPLIES & MATERIALS							
0611100	Office Supplies & Stationery	0	0	0	3,600	3,600	3,600

[Head 045] DEPARTMENT OF HOUSING



ITEM	TITLE OF ITEM	PROVISIONAL	EXPENDITURE	APPROVED		PRELIMINARY	PRELIMINARY
		ACTUAL	(PROVISIONAL)	ESTIMATES	ESTIMATES	FORECAST	FORECAST
		EXPENDITURE	JULY - MARCH			ESTIMATES	ESTIMATES
	2016/2017	2017/2018	2017/2018	2018/2019	2019/2020	2020/2021	
	\$	\$	\$	\$	\$	\$	
0611200	Newspapers, Periodicals, Magazines, Etc.	676	640	1,000	1,000	1,000	1,000
0611300	Cleaning & Toilet Supplies	0	0	0	6,000	6,000	6,000
0611400	Computer Software Supplies & Solutions	180	0	1,000	1,000	1,000	1,000
0611700	Other Supplies & Materials	2,440	914	2,500	1,600	1,600	1,600
0612101	Staff Engagement	0	0	0	1,760	1,760	1,760
0612300	Food (for Human Consumption)	0	0	0	2,000	2,000	2,000
0612400	Ice & Drinking Water	0	0	0	2,400	2,400	2,400
SUB-TOT SUPPLIES & MATERIALS		3,296	1,554	4,500	19,360	19,360	19,360
BLOCK70 Acquisition, Constr. & Improvement of Capital Assets							
0721950	Infrastructure Upgrade	611,729	501,028	778,000	700,000	700,000	2,700,000
SUB-TOT Acquisition, Constr. & Improvement of Capital Assets		611,729	501,028	778,000	700,000	700,000	2,700,000
BLOCK80 Repairs, Maintenance & Upkeep of Capital Assets							
0811110	Transportation Equipment Upkeep	7,351	4,379	10,000	10,000	10,000	35,000
0821500	Maintenance & Upgrade of Parks & Grounds	8,400	0	10,000	100,000	100,000	100,000
0834310	Repairs - Public Rental Units	369,617	172,460	265,000	315,000	315,000	715,000
SUB-TOT Repairs, Maintenance & Upkeep of Capital Assets		385,368	176,839	285,000	425,000	425,000	850,000
BLOCK90 Grants, Fixed Charges & Special Financial Transactions							
0982300	VAT Expenses	1,007	0	1,000	1,000	1,000	1,000
BLOCK90 Grants, Fixed Charges & Special Financial Transactions		1,007	0	1,000	1,000	1,000	1,000
BLOCK99 ITEMS NOT REPEATED							
0999900	Items Not Repeated	0	-30	0	0	0	0
BLOCK99 ITEMS NOT REPEATED		0	-30	0	0	0	0
OTHER CHARGES		1,033,463	702,126	1,110,800	1,205,060	1,206,060	3,636,060
DEPARTMENT OF HOUSING TOTAL EXPENSES		2,305,977	1,591,944	2,514,700	2,611,960	2,612,960	5,042,960

THE ACCOUNTING OFFICER FOR THIS HEAD IS THE PERMANENT SECRETARY



ITEM	TITLE OF ITEM	PROVISIONAL EXPENDITURE		APPROVED ESTIMATES	ESTIMATES	PRELIMINARY FORECAST ESTIMATES	PRELIMINARY FORECAST ESTIMATES
		ACTUAL EXPENDITURE	(PROVISIONAL) EXPENDITURE				
		2016/2017 \$	JULY - MARCH 2017/2018 \$	2017/2018 \$	2018/2019 \$	2019/2020 \$	2020/2021 \$
BLOCK01 Personal Emoluments							
0011000	Salary-Permanent/Pensionable (Monthly)	5,491,869	3,760,731	4,840,700	4,802,400	4,802,400	4,802,400
0011100	Salary Contract Workers (Monthly)	3,462	0	1,270,000	374,300	374,300	374,300
0015200	Global Summer Employment	339,554	945,277	1,000,000	1,000,000	1,000,000	1,000,000
0016200	Honoraria	2,454	500	5,000	5,000	5,000	5,000
0017100	Overtime - Monthly Employees (General)	0	0	0	3,000	3,000	3,000
SUB-TOT Personal Emoluments		5,837,339	4,706,508	7,115,700	6,184,700	6,184,700	6,184,700
BLOCK02 Allowances							
0021200	Housing Allowance	0	0	0	48,000	48,000	48,000
0025200	Transport/Drivers Allowance (Payroll)	3,550	3,000	3,600	3,600	3,600	3,600
0028100	Duty Allowance	6,968	4,000	8,000	8,000	8,000	8,000
0028300	Responsibility Allowance	19,605	13,674	32,500	32,500	32,500	32,500
0028400	Acting Allowance	151	322	5,000	5,000	5,000	5,000
0029100	Hazard Allowance (Civilian Staff)	8,667	18,600	30,000	200,000	200,000	200,000
0029510	Clothing Allowance	458	0	2,000	2,000	2,000	2,000
SUB-TOT Allowances		39,399	39,596	81,100	299,100	299,100	299,100
PERSONAL EMOLUMENTS & ALLOWANCES		5,876,738	4,746,104	7,196,800	6,483,800	6,483,800	6,483,800
OTHER CHARGES							
BLOCK10 Travel & Subsistence							
0101100	Transport of Persons Within The Bahamas	0	0	0	5,000	5,000	5,000
0101200	Subsistence For Travellers In The Bahamas	6,517	407	10,000	10,000	10,000	10,000
0101300	Mileage In The Bahamas	9,000	250	21,300	6,000	6,000	6,000
0102100	Transport of Persons Outside The Bahamas	0	0	0	6,000	6,000	6,000
0102200	Subsistence For Travellers Out The Bahamas	0	0	1,600	1,600	1,600	1,600
SUB-TOT Travel & Subsistence		15,517	657	32,900	28,600	28,600	28,600
BLOCK20 Transportation of Things							
0201200	Freight & Express	1,402	875	2,000	2,000	2,000	2,000



ITEM	TITLE OF ITEM	PROVISIONAL	EXPENDITURE	APPROVED		PRELIMINARY	PRELIMINARY
		ACTUAL	(PROVISIONAL)	ESTIMATES	ESTIMATES	FORECAST	FORECAST
		EXPENDITURE	JULY - MARCH			ESTIMATES	ESTIMATES
	2016/2017	2017/2018	2017/2018	2018/2019	2019/2020	2020/2021	
	\$	\$	\$	\$	\$	\$	
SUB-TOT	Transportation of Things	1,402	875	2,000	2,000	2,000	2,000
BLOCK30 Rent, Communication & Utilities							
0301220	Office Rent - Freeport, Grand Bahama	43,266	32,250	50,000	50,000	50,000	50,000
0301240	Office Rent - Government Building	28,600	18,850	30,000	37,880	37,880	37,880
SUB-TOT	Rent, Communication & Utilities	71,866	51,100	80,000	87,880	87,880	87,880
BLOCK40 Printing & Reproduction							
0401100	Printing & Duplication	0	0	0	9,600	9,600	34,600
SUB-TOT	Printing & Reproduction	0	0	0	9,600	9,600	34,600
BLOCK50 Other Contractual Services/Family Island Dev.							
0511100	Publication of Notices, Ads & Broadcast Time	484	0	1,700	5,200	5,200	5,200
0521100	Development Contracts	0	0	5,000	5,000	5,000	5,000
0522400	Wkshps,Conferences,Seminars,Meetings & Exhibits	2,014	3,966	20,000	22,000	22,000	22,000
0522500	Fees to Instructors/Coaches	0	262	1,600	1,600	1,600	1,600
0524100	Licencing & Inspection of Vehicles	3,945	1,950	4,000	4,000	4,000	4,000
0542550	Security Services Contract	47,136	32,000	61,200	61,200	61,200	61,200
0542940	Administration of Freeport Office	4,606	3,343	10,000	10,000	10,000	10,000
0549110	Maintenance Contracts	18,779	7,588	32,000	32,000	32,000	32,000
0581900	Fees & Other Charges	11,979	3,774	10,000	10,000	10,000	10,000
SUB-TOT	Other Contractual Services/Family Island Dev.	88,943	52,883	145,500	151,000	151,000	151,000
BLOCK60 SUPPLIES & MATERIALS							
0611100	Office Supplies & Stationery	0	0	0	20,000	20,000	20,000
0611200	Newspapers, Periodicals, Magazines, Etc.	3,413	1,945	6,000	6,000	6,000	6,000
0611300	Cleaning & Toilet Supplies	0	0	0	18,000	18,000	18,000
0611400	Computer Software Supplies & Solutions	2,818	3,470	8,000	10,000	10,000	10,000
0611700	Other Supplies & Materials	5,595	5,758	9,000	4,000	4,000	4,000
0612101	Staff Engagement	0	0	0	6,160	6,160	6,160
0612300	Food (for Human Consumption)	0	0	0	4,000	4,000	4,000
0612400	Ice & Drinking Water	0	0	0	5,000	5,000	5,000



ITEM	TITLE OF ITEM	PROVISIONAL	EXPENDITURE	APPROVED		PRELIMINARY	PRELIMINARY
		ACTUAL	(PROVISIONAL)	ESTIMATES	ESTIMATES	FORECAST	FORECAST
		EXPENDITURE	JULY - MARCH			ESTIMATES	ESTIMATES
	2016/2017	2017/2018	2017/2018	2018/2019	2019/2020	2020/2021	
	\$	\$	\$	\$	\$	\$	
0613100	Clothing & Clothing Supplies	3,300	0	8,000	10,000	10,000	10,000
0659400	Awards, Medals & Presentations	594	346	5,000	5,000	5,000	5,000
SUB-TOT SUPPLIES & MATERIALS		15,720	11,519	36,000	88,160	88,160	88,160
BLOCK70 Acquisition, Constr. & Improvement of Capital Assets							
0721400	Improvement of Parks & Grounds(landscaping Rental Unit)	72,482	0	100,000	150,000	150,000	150,000
0731341	NATIONAL CENTER FOR THE PERFOR	58,709	69,396	200,000	200,000	200,000	200,000
SUB-TOT Acquisition, Constr. & Improvement of Capital Assets		131,191	69,396	300,000	350,000	350,000	350,000
BLOCK80 Repairs, Maintenance & Upkeep of Capital Assets							
0811110	Transportation Equipment Upkeep	14,291	13,665	20,000	20,000	20,000	45,000
0811300	Maintenance-Comp./Bus. Machines&Equip	482	85	1,000	1,000	1,000	1,000
0821400	Maintenance & Upkeep of Swimming Pools	52,800	53	100,000	100,000	100,000	100,000
0821500	Maintenance & Upgrade of Parks & Grounds	2,411	62	10,000	50,000	50,000	50,000
0821600	Sports Field/Sports Facilities Maintenance	9,635	0	20,000	20,000	20,000	20,000
0821820	Maintenance - Grand Bahama Sports Complex	20,215	19,948	100,000	100,000	100,000	100,000
0831770	Maintenance of Government Bldgs Program	1,672	6,975	25,000	25,000	25,000	50,000
0839100	Fumigation & Pest Control	0	0	5,000	5,000	5,000	5,000
SUB-TOT Repairs, Maintenance & Upkeep of Capital Assets		101,506	40,788	281,000	321,000	321,000	371,000
BLOCK90 Grants, Fixed Charges & Special Financial Transactions							
0911212	Contribution to National Junkanoo Committee	75,000	75,000	75,000	100,000	100,000	100,000
0911213	National Art Gallery	1,188,000	891,000	1,188,000	1,550,000	1,550,000	1,550,000
0911214	National Arts Festival	133,845	82,384	160,000	160,000	160,000	160,000
0911218	Prime Minister's Cultural Grant Award	0	0	0	1,000,000	1,000,000	1,000,000
0911219	National Junkanoo Festival	2,357,351	2,404,525	2,800,000	4,000,000	4,000,000	4,000,000
0911220	National Cultural Festival	5,000,000	399,082	2,000,000	500,000	500,000	500,000
0911225	Department of Culture	415,260	199,206	350,000	400,000	400,000	400,000
0911226	The Bahamas Concert Orchestra	25,000	25,000	25,000	25,000	25,000	25,000
0911311	Bahamas Olympic Association	50,000	50,000	50,000	50,000	50,000	50,000
0911314	Aid to Student Athletes	51,753	35,877	200,000	200,000	200,000	200,000
0911315	Contributions to Sports, Civic & Youth Organizations	252,125	113,499	360,000	360,000	360,000	360,000
0911316	Bahamas Football Association	40,000	40,000	40,000	40,000	40,000	40,000
0911318	National Endowment for Sports	1,323,175	1,104,009	1,690,000	1,690,000	1,690,000	1,690,000

[Head 047] MINISTRY OF YOUTH, SPORTS & CULTURE



ITEM	TITLE OF ITEM	PROVISIONAL	EXPENDITURE	APPROVED		PRELIMINARY	PRELIMINARY
		ACTUAL	(PROVISIONAL)	ESTIMATES	ESTIMATES	FORECAST	FORECAST
		EXPENDITURE	JULY - MARCH			ESTIMATES	ESTIMATES
	2016/2017	2017/2018	2017/2018	2018/2019	2019/2020	2020/2021	
	\$	\$	\$	\$	\$	\$	
0911319	Subvention to Elite Athletes	1,311,422	890,928	1,422,000	1,422,000	1,422,000	1,422,000
0911321	National Sports Authority	3,404,613	2,151,403	3,000,000	3,000,000	3,000,000	3,000,000
0911323	Bahamas Anti-Doping Commission	300,000	300,000	300,000	300,000	300,000	300,000
0911328	IAAF WORLD Relay Games	15,243,694	1,812,590	2,500,000	1,970,000	1,970,000	1,970,000
0911329	Bahamas Lawn Tennis Association	0	10,000	10,000	10,000	10,000	10,000
0911330	Contribution to International Games	3,999,513	3,000,000	3,000,000	1,000,000	1,000,000	1,000,000
0911412	Junior Achievement Programme	190,000	190,000	190,000	190,000	190,000	190,000
0911414	Youth Enterprise Fund	0	7,753	100,000	250,000	250,000	250,000
0911415	Bahamas National Youth Choir	51,000	51,000	51,000	51,000	51,000	51,000
0911416	Bahamas National Youth Orchestra	25,000	0	25,000	25,000	25,000	25,000
0911417	Bahamas National Children's Choir	25,000	0	25,000	25,000	25,000	25,000
0911418	Girl Guides Association	25,000	25,000	25,000	25,000	25,000	25,000
0911419	National Dance Company	138,681	83,908	140,000	150,000	150,000	150,000
0911420	Boys' Brigade	25,000	0	25,000	25,000	25,000	25,000
0911421	Boys' Scouts Association	25,000	25,000	25,000	25,000	25,000	25,000
0911427	National Youth Ambassadors	2,500	0	5,000	5,000	5,000	5,000
0911428	Self Starter Programme	0	0	50,000	840,000	840,000	840,000
0911429	National Youth Programme	69,413	72,903	100,000	100,000	100,000	100,000
0911430	300 Connect	49,448	79,942	100,000	100,000	100,000	100,000
0911433	National Youth Month	98,863	149,993	150,000	250,000	250,000	250,000
0911434	Fresh Start	197,706	294,793	300,000	50,000	50,000	50,000
0911435	National Youth Leaders/Workers	21,496	22,100	35,000	35,000	35,000	35,000
0911437	Grand Bahama Youth Programmes	0	14,379	40,000	40,000	40,000	40,000
0911438	National Youth Policy	6,108	0	250,000	100,000	100,000	100,000
0911439	Bahamas National Youth Council	0	0	5,000	50,000	50,000	50,000
0911440	The Gold Initiative	347,000	350,000	350,000	350,000	350,000	350,000
0911531	Carifesta	0	0	500,000	80,000	80,000	80,000
0911535	UNESCO Youth Path Project	0	0	5,000	100,000	100,000	100,000
0912227	Commonwealth Youth Programme	0	205	10,000	10,000	10,000	10,000
0982300	VAT Expenses	0	28	1,000	1,000	1,000	1,000
BLOCK90 Grants, Fixed Charges & Special Financial Transactions		36,467,966	14,951,507	21,677,000	20,654,000	20,654,000	20,654,000
OTHER CHARGES		36,894,111	15,178,725	22,554,400	21,692,240	21,692,240	21,767,240
MINISTRY OF YOUTH, SPORTS & CULTURE TOTAL EXPENSES		42,770,849	19,924,829	29,751,200	28,176,040	28,176,040	28,251,040

THE ACCOUNTING OFFICER FOR THIS HEAD IS THE PERMANENT SECRETARY

[Head 048] DEPARTMENT OF LABOUR



ITEM	TITLE OF ITEM	PROVISIONAL	EXPENDITURE	APPROVED		PRELIMINARY	PRELIMINARY
		ACTUAL	(PROVISIONAL)	ESTIMATES	ESTIMATES	FORECAST	FORECAST
		EXPENDITURE	JULY - MARCH			ESTIMATES	ESTIMATES
	2016/2017	2017/2018	2017/2018	2018/2019	2019/2020	2020/2021	
	\$	\$	\$	\$	\$	\$	
BLOCK01 Personal Emoluments							
0011000	Salary-Permanent/Pensionable (Monthly)	1,804,368	1,442,768	2,056,600	1,763,098	1,737,580	1,784,470
0011100	Salary Contract Workers (Monthly)	19,050	12,608	75,650	75,650	75,650	75,650
0016200	Honoraria	81,623	55,749	135,000	135,000	135,000	135,000
0017100	Overtime - Monthly Employees (General)	0	0	0	10,000	10,000	10,000
SUB-TOT Personal Emoluments		1,905,041	1,511,125	2,267,250	1,983,748	1,958,230	2,005,120
BLOCK02 Allowances							
0021400	Disturbance Allowance/Geographical	4,481	5,400	7,200	7,200	7,200	7,200
0028300	Responsibility Allowance	5,125	4,732	5,500	5,500	5,500	5,500
0028400	Acting Allowance	3,308	224	5,000	5,000	5,000	5,000
SUB-TOT Allowances		12,914	10,356	17,700	17,700	17,700	17,700
PERSONAL EMOLUMENTS & ALLOWANCES		1,917,955	1,521,481	2,284,950	2,001,448	1,975,930	2,022,820
OTHER CHARGES							
BLOCK10 Travel & Subsistence							
0101100	Transport of Persons Within The Bahamas	0	0	0	20,000	20,000	20,000
0101200	Subsistence For Travellers In The Bahamas	12,436	12,735	18,000	27,000	27,000	27,000
0102100	Transport of Persons Outside The Bahamas	0	0	0	23,000	23,000	23,000
0102200	Subsistence For Travellers Out The Bahamas	6,742	4,302	7,700	10,000	10,000	10,000
SUB-TOT Travel & Subsistence		19,178	17,037	25,700	80,000	80,000	80,000
BLOCK30 Rent, Communication & Utilities							
0301120	Rent - Living Accommodation (General)	13,062	7,650	19,500	19,500	19,500	19,500
0301210	Office Rent Accommodation (General)	56,850	51,835	61,200	69,000	69,000	69,000
SUB-TOT Rent, Communication & Utilities		69,912	59,485	80,700	88,500	88,500	88,500
BLOCK40 Printing & Reproduction							
0401100	Printing & Duplication	0	0	0	3,300	3,300	8,300
SUB-TOT Printing & Reproduction		0	0	0	3,300	3,300	8,300
BLOCK50 Other Contractual Services/Family Island Dev.							
0511100	Publication of Notices, Ads & Broadcast Time	0	0	2,300	9,600	9,600	9,600
0522400	Wkshps,Conferences,Seminars,Meetings & Exhibits	4,694	2,039	4,000	104,000	54,000	54,000
0522800	Tuition, Training, In-service Awards, Subsistence	750	0	2,500	4,000	4,000	4,000
0524100	Licencing & Inspection of Vehicles	3,510	560	2,000	2,000	2,000	2,000
0541990	Operation of Facilities or Other Services	4,170	1,412	3,500	25,000	5,000	5,000

[Head 048] DEPARTMENT OF LABOUR



ITEM	TITLE OF ITEM	PROVISIONAL	EXPENDITURE	APPROVED		PRELIMINARY	PRELIMINARY
		ACTUAL	(PROVISIONAL)	ESTIMATES	ESTIMATES	FORECAST	FORECAST
		EXPENDITURE	JULY - MARCH	ESTIMATES	ESTIMATES	ESTIMATES	ESTIMATES
	2016/2017	2017/2018	2017/2018	2018/2019	2019/2020	2020/2021	
	\$	\$	\$	\$	\$	\$	\$
0542550	Security Services Contract	0	0	0	48,600	48,600	48,600
0581900	Fees & Other Charges	11,664	7,564	13,500	16,000	16,000	16,000
SUB-TOT Other Contractual Services/Family Island Dev.		24,788	11,575	27,800	209,200	139,200	139,200
BLOCK60 SUPPLIES & MATERIALS							
0611100	Office Supplies & Stationery	0	0	0	17,040	17,040	17,040
0611200	Newspapers, Periodicals, Magazines, Etc.	3,694	2,946	4,000	5,000	5,000	5,000
0611300	Cleaning & Toilet Supplies	0	0	0	12,000	12,000	12,000
0611400	Computer Software Supplies & Solutions	559	215	1,200	2,000	2,000	2,000
0611700	Other Supplies & Materials	5,020	2,878	5,500	4,000	4,000	4,000
0612101	Staff Engagement	0	0	0	2,400	2,400	2,400
0612300	Food (for Human Consumption)	0	0	0	4,800	4,800	4,800
0612400	Ice & Drinking Water	0	0	0	3,600	3,600	3,600
0613100	Clothing & Clothing Supplies	733	343	1,000	2,000	2,000	2,000
SUB-TOT SUPPLIES & MATERIALS		10,006	6,382	11,700	52,840	52,840	52,840
BLOCK80 Repairs, Maintenance & Upkeep of Capital Assets							
0811110	Transportation Equipment Upkeep	12,194	5,876	21,700	21,700	21,700	21,700
0821700	Other Repairs, Maintenance & Upkeep	10,895	2,493	6,000	6,000	6,000	6,000
0831770	Maintenance of Government Bldgs Program	780	83	1,000	1,000	1,000	1,000
SUB-TOT Repairs, Maintenance & Upkeep of Capital Assets		23,869	8,452	28,700	28,700	28,700	28,700
BLOCK90 Grants, Fixed Charges & Special Financial Transactions							
0911114	Contribution To Workers Education	4,751	0	8,500	8,500	8,500	8,500
0911939	Development of Skills Bank	400	8,151	9,000	9,000	9,000	9,000
0982300	VAT Expenses	11	328	1,000	1,000	1,000	1,000
BLOCK90 Grants, Fixed Charges & Special Financial Transactions		5,162	8,479	18,500	18,500	18,500	18,500
BLOCK99 ITEMS NOT REPEATED							
0999900	Items Not Repeated	248	0	0	0	0	0
BLOCK99 ITEMS NOT REPEATED		248	0	0	0	0	0
OTHER CHARGES		153,163	111,410	193,100	481,040	411,040	466,040
DEPARTMENT OF LABOUR TOTAL EXPENSES		2,071,118	1,632,891	2,478,050	2,482,488	2,386,970	2,488,860

THE ACCOUNTING OFFICER FOR THIS HEAD IS THE DIRECTOR

[Head 049] MINISTRY OF FINANCIAL SERVICES, TRADE & INDUSTRY & IMMIGRATION



ITEM	TITLE OF ITEM	PROVISIONAL	EXPENDITURE	APPROVED		PRELIMINARY	PRELIMINARY
		ACTUAL	(PROVISIONAL)	ESTIMATES	ESTIMATES	FORECAST	FORECAST
		EXPENDITURE	JULY - MARCH			ESTIMATES	ESTIMATES
	2016/2017	2017/2018	2017/2018	2018/2019	2019/2020	2020/2021	
	\$	\$	\$	\$	\$	\$	
BLOCK01 Personal Emoluments							
0011000	Salary-Permanent/Pensionable (Monthly)	475,861	164,757	357,500	328,250	328,250	328,250
0011100	Salary Contract Workers (Monthly)	592,660	387,346	716,250	304,800	304,800	304,800
0017100	Overtime - Monthly Employees (General)	0	0	0	3,000	3,000	3,000
SUB-TOT Personal Emoluments		1,068,521	552,103	1,073,750	636,050	636,050	636,050
BLOCK02 Allowances							
0025100	Mileage Allowance	8,031	8,000	9,000	18,000	18,000	18,000
0025200	Transport/Drivers Allowance (Payroll)	3,150	2,100	3,600	3,600	3,600	3,600
0028100	Duty Allowance	10,017	5,125	10,500	10,500	10,500	0
0028300	Responsibility Allowance	17,500	10,500	14,000	14,000	14,000	14,000
0028400	Acting Allowance	10,800	8,100	10,800	10,800	10,800	10,800
0029510	Clothing Allowance	292	292	500	500	500	500
SUB-TOT Allowances		49,790	34,117	48,400	57,400	57,400	46,900
PERSONAL EMOLUMENTS & ALLOWANCES		1,118,311	586,220	1,122,150	693,450	693,450	682,950
OTHER CHARGES							
BLOCK10 Travel & Subsistence							
0101100	Transport of Persons Within The Bahamas	0	0	0	15,000	15,000	15,000
0101200	Subsistence For Travellers In The Bahamas	870	665	2,800	5,000	5,000	5,000
0102100	Transport of Persons Outside The Bahamas	0	0	0	50,000	50,000	50,000
0102200	Subsistence For Travellers Out The Bahamas	12,884	550	30,000	30,000	30,000	30,000
SUB-TOT Travel & Subsistence		13,754	1,215	32,800	100,000	100,000	100,000
BLOCK40 Printing & Reproduction							
0401100	Printing & Duplication	0	0	0	9,000	9,000	19,000
SUB-TOT Printing & Reproduction		0	0	0	9,000	9,000	19,000
BLOCK50 Other Contractual Services/Family Island Dev.							
0511100	Publication of Notices, Ads & Broadcast Time	0	0	0	2,400	2,400	2,400
0521100	Development Contracts	216,740	91,800	225,900	150,000	150,000	150,000
0522400	Wkshops,Conferences,Seminars,Meetings & Exhibits	3,253	1,225	5,000	5,000	5,000	5,000
0524100	Licencing & Inspection of Vehicles	780	0	900	1,500	1,500	1,500
0541990	Operation of Facilities or Other Services	3,859	1,825	6,500	16,500	16,500	16,500
0542910	Financial Services Promotional Tours	197,065	150,327	450,000	450,000	450,000	450,000
0542920	Subvention to Bahamas Financial Services Board	399,976	297,000	450,000	450,000	450,000	450,000
0542950	Advertisement & Media Supplements	49,908	1,016	11,000	48,000	48,000	48,000
0581900	Fees & Other Charges	17,511	11,348	15,000	15,000	15,000	15,000

[Head 049] MINISTRY OF FINANCIAL SERVICES, TRADE & INDUSTRY & IMMIGRATION



ITEM	TITLE OF ITEM	PROVISIONAL EXPENDITURE		APPROVED ESTIMATES	ESTIMATES	PRELIMINARY FORECAST ESTIMATES	PRELIMINARY FORECAST ESTIMATES
		ACTUAL EXPENDITURE	(PROVISIONAL) EXPENDITURE				
		2016/2017 \$	JULY - MARCH 2017/2018 \$	2017/2018 \$	2018/2019 \$	2019/2020 \$	2020/2021 \$
	SUB-TOT Other Contractual Services/Family Island Dev.	889,092	554,541	1,164,300	1,138,400	1,138,400	1,138,400
BLOCK60 SUPPLIES & MATERIALS							
	0611100 Office Supplies & Stationery	0	0	0	16,000	16,000	16,000
	0611200 Newspapers, Periodicals, Magazines, Etc.	0	0	0	1,200	1,200	1,200
	0611300 Cleaning & Toilet Supplies	0	0	0	8,000	8,000	8,000
	0611400 Computer Software Supplies & Solutions	0	0	0	6,000	6,000	6,000
	0611700 Other Supplies & Materials	1,830	2,422	4,500	4,000	4,000	4,000
	0612101 Staff Engagement	0	0	0	1,360	1,360	1,360
	0612300 Food (for Human Consumption)	0	0	0	3,600	3,600	3,600
	0612400 Ice & Drinking Water	0	0	0	1,600	1,600	1,600
	0613100 Clothing & Clothing Supplies	161	0	1,000	1,500	1,500	1,500
	SUB-TOT SUPPLIES & MATERIALS	1,991	2,422	5,500	43,260	43,260	43,260
BLOCK80 Repairs, Maintenance & Upkeep of Capital Assets							
	0811110 Transportation Equipment Upkeep	3,169	435	5,000	5,000	5,000	15,000
	SUB-TOT Repairs, Maintenance & Upkeep of Capital Assets	3,169	435	5,000	5,000	5,000	15,000
BLOCK90 Grants, Fixed Charges & Special Financial Transactions							
	0911728 F.T.A.A./W.T.O. Developments	39,678	25,877	150,000	350,000	350,000	350,000
	0911740 Arbitration Centre	11,999	0	28,000	28,000	28,000	28,000
	0911914 BAHAMAS TRADE COMMISSION	33,370	6,400	50,000	50,000	50,000	50,000
	0982300 VAT Expenses	653	522	1,000	2,000	2,000	2,000
	BLOCK90 Grants, Fixed Charges & Special Financial Transactions	85,700	32,799	229,000	430,000	430,000	430,000
BLOCK99 ITEMS NOT REPEATED							
	0999900 Items Not Repeated	293,269	225,000	300,000	0	0	0
	BLOCK99 ITEMS NOT REPEATED	293,269	225,000	300,000	0	0	0
	OTHER CHARGES	1,286,975	816,412	1,736,600	1,725,660	1,725,660	1,745,660
	MINISTRY OF FINANCIAL SERVICES, TRADE & I TOTAL EXPENSES	2,405,286	1,402,632	2,858,750	2,419,110	2,419,110	2,428,610

THE ACCOUNTING OFFICER FOR THIS HEAD IS THE PERMANENT SECRETARY

[Head 051] POST OFFICE DEPARTMENT



ITEM	TITLE OF ITEM	PROVISIONAL	EXPENDITURE	APPROVED		PRELIMINARY	PRELIMINARY	
		ACTUAL	(PROVISIONAL)	ESTIMATES	ESTIMATES	FORECAST	FORECAST	
		EXPENDITURE	JULY - MARCH	ESTIMATES	ESTIMATES	ESTIMATES	ESTIMATES	
	2016/2017	2017/2018	2017/2018	2018/2019	2019/2020	2020/2021		
	\$	\$	\$	\$	\$	\$		
BLOCK01 Personal Emoluments								
0011000	Salary-Permanent/Pensionable (Monthly)	5,611,105	4,200,764	6,109,000	5,635,020	5,656,000	5,712,560	
0011100	Salary Contract Workers (Monthly)	0	0	134,000	99,000	100,980	202,950	
0015100	Regular Weekly Wages	388,827	277,058	320,000	355,000	358,550	362,135	
0017100	Overtime - Monthly Employees (General)	0	0	0	4,500	4,500	4,500	
SUB-TOT Personal Emoluments		5,999,932	4,477,822	6,563,000	6,093,520	6,120,030	6,282,145	
BLOCK02 Allowances								
0021200	Housing Allowance	22,320	9,850	23,000	23,000	23,000	23,000	
0021400	Disturbance Allowance/Geographical	120	0	2,000	2,000	2,000	2,000	
0028300	Responsibility Allowance	5,740	4,365	5,500	5,500	5,000	5,000	
0028400	Acting Allowance	5,749	1,273	1,500	1,500	1,500	1,500	
0028700	Hardship Allowance	1,320	100	3,600	3,600	3,600	3,600	
SUB-TOT Allowances		35,249	15,588	35,600	35,600	35,100	35,100	
PERSONAL EMOLUMENTS & ALLOWANCES		6,035,181	4,493,410	6,598,600	6,129,120	6,155,130	6,317,245	
OTHER CHARGES								
BLOCK10 Travel & Subsistence								
0101100	Transport of Persons Within The Bahamas	0	0	0	24,500	24,500	24,500	
0101200	Subsistence For Travellers In The Bahamas	22,145	18,829	23,200	20,000	23,000	23,230	
0101300	Mileage In The Bahamas	0	0	2,000	2,000	2,000	2,200	
0102100	Transport of Persons Outside The Bahamas	0	0	0	20,000	20,000	20,000	
0102200	Subsistence For Travellers Out The Bahamas	12,091	-4,582	27,400	11,000	11,000	11,000	
SUB-TOT Travel & Subsistence		34,236	14,247	52,600	77,500	80,500	80,930	
BLOCK20 Transportation of Things								
0201100	Local Transportation of Goods	729	1,280	4,000	4,000	4,000	4,000	
0201200	Freight & Express	824	1,134	2,500	2,500	2,500	2,500	
0202200	Mail Transportation	343,442	222,636	400,000	300,000	330,000	310,000	
SUB-TOT Transportation of Things		344,995	225,050	406,500	306,500	336,500	316,500	
BLOCK30 Rent, Communication & Utilities								
0301210	Office Rent Accommodation (General)	48,542	33,787	50,000	50,000	50,100	50,100	
SUB-TOT Rent, Communication & Utilities		48,542	33,787	50,000	50,000	50,100	50,100	
BLOCK40 Printing & Reproduction								
0401100	Printing & Duplication	0	0	0	90,000	90,000	175,000	

[Head 051] POST OFFICE DEPARTMENT



ITEM	TITLE OF ITEM	PROVISIONAL EXPENDITURE		APPROVED ESTIMATES	ESTIMATES	PRELIMINARY FORECAST ESTIMATES	PRELIMINARY FORECAST ESTIMATES
		ACTUAL EXPENDITURE	(PROVISIONAL) EXPENDITURE				
		2016/2017 \$	JULY - MARCH 2017/2018 \$	2017/2018 \$	2018/2019 \$	2019/2020 \$	2020/2021 \$
SUB-TOT Printing & Reproduction		0	0	0	90,000	90,000	175,000
BLOCK50 Other Contractual Services/Family Island Dev.							
0522800	Tuition, Training, In-service Awards, Subsistence	9,858	0	20,000	15,000	20,000	20,000
0524100	Licencing & Inspection of Vehicles	3,920	1,490	6,600	6,600	6,600	6,600
0541400	Repairs & Alterations (By Contract)	0	118	5,000	4,500	5,000	5,000
0541990	Operation of Facilities or Other Services	226,295	132,935	246,000	200,000	220,000	225,000
0581900	Fees & Other Charges	3,919	5,638	6,000	6,000	6,000	6,000
SUB-TOT Other Contractual Services/Family Island Dev.		243,992	140,181	283,600	232,100	257,600	262,600
BLOCK60 SUPPLIES & MATERIALS							
0611100	Office Supplies & Stationery	0	0	0	36,000	36,000	36,000
0611200	Newspapers, Periodicals, Magazines, Etc.	1,862	1,103	2,500	2,500	2,500	2,500
0611300	Cleaning & Toilet Supplies	0	0	0	40,000	40,000	40,000
0611400	Computer Software Supplies & Solutions	1,170	404	6,000	2,000	2,000	2,000
0611700	Other Supplies & Materials	3,792	2,139	5,500	2,000	2,000	2,000
0612101	Staff Engagement	0	0	0	8,400	8,400	8,400
0612300	Food (for Human Consumption)	0	0	0	4,000	4,000	4,000
0612400	Ice & Drinking Water	0	0	0	13,000	13,000	13,000
0613100	Clothing & Clothing Supplies	3,650	248	6,000	6,000	6,500	6,700
SUB-TOT SUPPLIES & MATERIALS		10,474	3,894	20,000	113,900	114,400	114,600
BLOCK80 Repairs, Maintenance & Upkeep of Capital Assets							
0811110	Transportation Equipment Upkeep	21,798	15,739	40,000	30,000	35,000	85,000
0811180	UPKEEP OF MACHINERY	9,181	648	20,000	20,000	23,000	35,000
0831770	Maintenance of Government Bldgs Program	13,704	8,376	14,000	14,000	16,000	68,000
SUB-TOT Repairs, Maintenance & Upkeep of Capital Assets		44,683	24,763	74,000	64,000	74,000	188,000
BLOCK90 Grants, Fixed Charges & Special Financial Transactions							
0912338	C.P.U. Membership Fees	49,651	0	60,000	50,000	55,000	60,000
0952004	Compensation For Loss, Stolen Property	0	0	1,000	1,000	1,000	1,000
0952007	Loss Funds	0	0	5,000	5,000	5,000	5,000
0982300	VAT Expenses	214	263	1,000	1,000	1,000	1,000
BLOCK90 Grants, Fixed Charges & Special Financial Transactions		49,865	263	67,000	57,000	62,000	67,000
BLOCK99 ITEMS NOT REPEATED							
0999900	Items Not Repeated	68,611	0	0	0	0	0
BLOCK99 ITEMS NOT REPEATED		68,611	0	0	0	0	0

[Head 051] POST OFFICE DEPARTMENT



ITEM	TITLE OF ITEM	PROVISIONAL EXPENDITURE				PRELIMINARY	PRELIMINARY
		ACTUAL	(PROVISIONAL)	APPROVED		FORECAST	FORECAST
		EXPENDITURE	EXPENDITURE	ESTIMATES	ESTIMATES	ESTIMATES	ESTIMATES
		JULY - MARCH					
		2016/2017	2017/2018	2017/2018	2018/2019	2019/2020	2020/2021
		\$	\$	\$	\$	\$	\$
	OTHER CHARGES	845,398	442,185	953,700	991,000	1,065,100	1,254,730
	POST OFFICE DEPARTMENT TOTAL EXPENSES	6,880,579	4,935,595	7,552,300	7,120,120	7,220,230	7,571,975

THE ACCOUNTING OFFICER FOR THIS HEAD IS THE POSTMASTER-GENERAL

[Head 053] PORT DEPARTMENT



ITEM	TITLE OF ITEM	PROVISIONAL EXPENDITURE		APPROVED ESTIMATES	ESTIMATES	PRELIMINARY FORECAST ESTIMATES	PRELIMINARY FORECAST ESTIMATES
		ACTUAL EXPENDITURE	(PROVISIONAL) EXPENDITURE				
		2016/2017 \$	JULY - MARCH 2017/2018 \$	2017/2018 \$	2018/2019 \$	2019/2020 \$	2020/2021 \$
BLOCK01 Personal Emoluments							
0011000	Salary-Permanent/Pensionable (Monthly)	2,441,721	2,012,163	2,602,000	2,700,000	2,700,000	2,700,000
0011100	Salary Contract Workers (Monthly)	102,589	0	336,100	336,100	336,100	336,100
0016200	Honoraria	29,400	20,200	31,200	31,200	31,200	31,200
0017100	Overtime - Monthly Employees (General)	0	0	0	120,000	120,000	120,000
SUB-TOT Personal Emoluments		2,573,710	2,032,363	2,969,300	3,187,300	3,187,300	3,187,300
BLOCK02 Allowances							
0021400	Disturbance Allowance/Geographical	0	0	0	7,200	7,200	7,200
0028300	Responsibility Allowance	11,400	4,208	5,000	5,000	5,000	5,000
0028400	Acting Allowance	400	0	2,000	2,000	2,000	2,000
SUB-TOT Allowances		11,800	4,208	7,000	14,200	14,200	14,200
PERSONAL EMOLUMENTS & ALLOWANCES		2,585,510	2,036,571	2,976,300	3,201,500	3,201,500	3,201,500
OTHER CHARGES							
BLOCK10 Travel & Subsistence							
0101100	Transport of Persons Within The Bahamas	0	0	0	15,000	15,000	15,000
0101200	Subsistence For Travellers In The Bahamas	10,892	7,336	13,000	13,000	13,000	13,000
0101300	Mileage In The Bahamas	3,452	3,340	7,000	7,000	7,000	7,000
0102100	Transport of Persons Outside The Bahamas	0	0	0	10,000	10,000	10,000
0102200	Subsistence For Travellers Out The Bahamas	520	6,300	12,000	8,000	8,000	8,000
SUB-TOT Travel & Subsistence		14,864	16,976	32,000	53,000	53,000	53,000
BLOCK30 Rent, Communication & Utilities							
0301120	Rent - Living Accommodation (General)	3,600	0	21,600	21,600	21,600	21,600
0304180	Recharging of Cylinders (Marine Navigation)	0	0	2,000	2,000	2,000	2,000
SUB-TOT Rent, Communication & Utilities		3,600	0	23,600	23,600	23,600	23,600
BLOCK40 Printing & Reproduction							
0401100	Printing & Duplication	0	0	0	3,900	3,900	3,900
SUB-TOT Printing & Reproduction		0	0	0	3,900	3,900	3,900
BLOCK50 Other Contractual Services/Family Island Dev.							
0511100	Publication of Notices, Ads & Broadcast Time	1,056	2,164	3,300	20,000	20,000	20,000
0521100	Development Contracts	0	400,279	4,215,750	4,000,000	4,000,000	4,000,000
0522800	Tuition, Training, In-service Awards, Subsistence	0	3,000	25,000	25,000	25,000	25,000
0524100	Licencing & Inspection of Vehicles	2,145	1,365	3,500	3,500	3,500	3,500

[Head 053] PORT DEPARTMENT



ITEM	TITLE OF ITEM	PROVISIONAL	EXPENDITURE	APPROVED		PRELIMINARY	PRELIMINARY
		ACTUAL	(PROVISIONAL)	ESTIMATES	ESTIMATES	FORECAST	FORECAST
		EXPENDITURE	JULY - MARCH	ESTIMATES	ESTIMATES	ESTIMATES	ESTIMATES
		2016/2017	2017/2018	2017/2018	2018/2019	2019/2020	2020/2021
		\$	\$	\$	\$	\$	\$
0541820	Sanitact Maintenance Contract	0	0	0	2,800	2,800	2,800
0541990	Operation of Facilities or Other Services	88,808	369,481	580,000	800,000	800,000	800,000
0581900	Fees & Other Charges	48,452	32,768	63,000	63,000	63,000	63,000
SUB-TOT Other Contractual Services/Family Island Dev.		140,461	809,057	4,890,550	4,914,300	4,914,300	4,914,300
BLOCK60 SUPPLIES & MATERIALS							
0611100	Office Supplies & Stationery	0	0	0	16,000	16,000	16,000
0611200	Newspapers, Periodicals, Magazines, Etc.	0	0	0	1,000	1,000	1,000
0611300	Cleaning & Toilet Supplies	0	0	0	15,000	15,000	15,000
0611400	Computer Software Supplies & Solutions	1,509	805	3,500	3,500	3,500	3,500
0611700	Other Supplies & Materials	12,753	1,881	4,000	2,000	2,000	2,000
0612101	Staff Engagement	0	0	0	3,520	3,520	3,520
0612300	Food (for Human Consumption)	0	0	0	4,000	4,000	4,000
0612400	Ice & Drinking Water	0	0	0	4,000	4,000	4,000
0613100	Clothing & Clothing Supplies	1,657	9,062	14,000	5,000	5,000	5,000
SUB-TOT SUPPLIES & MATERIALS		15,919	11,748	21,500	54,020	54,020	54,020
BLOCK80 Repairs, Maintenance & Upkeep of Capital Assets							
0811110	Transportation Equipment Upkeep	139,275	120,940	170,000	150,000	150,000	250,000
0811300	Maintenance-Comp./Bus. Machines&Equip	72	0	900	900	900	900
0811400	Upkeep & Maintenance of Instruments & Apparatus	4,280	0	900	900	900	900
0831770	Maintenance of Government Bldgs Program	142,036	72,731	100,000	100,000	100,000	175,000
SUB-TOT Repairs, Maintenance & Upkeep of Capital Assets		285,663	193,671	271,800	251,800	251,800	426,800
BLOCK90 Grants, Fixed Charges & Special Financial Transactions							
0912344	Assoc. of Ports & Harbours/Int'l. Association	8,888	0	20,000	20,000	20,000	20,000
0982300	VAT Expenses	26	0	1,000	1,000	1,000	1,000
BLOCK90 Grants, Fixed Charges & Special Financial Transactions		8,914	0	21,000	21,000	21,000	21,000
BLOCK99 ITEMS NOT REPEATED							
0999900	Items Not Repeated	1,545,914	0	35,000	0	0	0
BLOCK99 ITEMS NOT REPEATED		1,545,914	0	35,000	0	0	0
OTHER CHARGES		2,015,335	1,031,452	5,295,450	5,321,620	5,321,620	5,496,620
PORT DEPARTMENT TOTAL EXPENSES		4,600,845	3,068,023	8,271,750	8,523,120	8,523,120	8,698,120

THE ACCOUNTING OFFICER FOR THIS HEAD IS THE PORT CONTROLLER

[Head 054] DEPARTMENT OF ROAD TRAFFIC



ITEM	TITLE OF ITEM	PROVISIONAL EXPENDITURE		APPROVED ESTIMATES	ESTIMATES	PRELIMINARY FORECAST ESTIMATES	PRELIMINARY FORECAST ESTIMATES
		ACTUAL EXPENDITURE	(PROVISIONAL) EXPENDITURE				
		2016/2017 \$	JULY - MARCH 2017/2018 \$	2017/2018 \$	2018/2019 \$	2019/2020 \$	2020/2021 \$
BLOCK01 Personal Emoluments							
0011000	Salary-Permanent/Pensionable (Monthly)	3,620,903	3,084,686	3,676,000	3,230,020	3,230,020	3,230,020
0011100	Salary Contract Workers (Monthly)	61,226	1,918	1,113,800	1,113,800	1,113,800	1,113,800
0016400	Honoraria For Boards	65,278	54,839	70,000	70,000	70,000	70,000
0017100	Overtime - Monthly Employees (General)	0	0	0	145,000	145,000	145,000
SUB-TOT Personal Emoluments		3,747,407	3,141,443	4,859,800	4,558,820	4,558,820	4,558,820
BLOCK02 Allowances							
0028300	Responsibility Allowance	6,000	4,500	6,000	6,000	6,000	6,000
0028400	Acting Allowance	0	0	2,000	2,000	2,000	2,000
SUB-TOT Allowances		6,000	4,500	8,000	8,000	8,000	8,000
PERSONAL EMOLUMENTS & ALLOWANCES		3,753,407	3,145,943	4,867,800	4,566,820	4,566,820	4,566,820
OTHER CHARGES							
BLOCK10 Travel & Subsistence							
0101100	Transport of Persons Within The Bahamas	0	0	0	40,000	40,000	40,000
0101200	Subsistence For Travellers In The Bahamas	19,339	18,713	30,000	30,000	30,000	30,000
0102100	Transport of Persons Outside The Bahamas	0	0	0	5,000	5,000	5,000
0102200	Subsistence For Travellers Out The Bahamas	1,960	590	5,000	5,000	5,000	5,000
SUB-TOT Travel & Subsistence		21,299	19,303	35,000	80,000	80,000	80,000
BLOCK20 Transportation of Things							
0201100	Local Transportation of Goods	3,000	818	4,000	4,000	4,000	4,000
0201200	Freight & Express	2,367	4,560	10,000	10,000	10,000	10,000
SUB-TOT Transportation of Things		5,367	5,378	14,000	14,000	14,000	14,000
BLOCK30 Rent, Communication & Utilities							
0301210	Office Rent Accommodation (General)	66,990	50,400	80,000	80,000	80,000	80,000
0302100	Postage, Postal Machines & Services	613	655	1,000	1,000	1,000	1,000
SUB-TOT Rent, Communication & Utilities		67,603	51,055	81,000	81,000	81,000	81,000
BLOCK40 Printing & Reproduction							
0401100	Printing & Duplication	0	0	0	23,600	23,600	73,600
0402100	Printing & Duplication (External)	100,315	125,271	150,000	200,000	200,000	200,000
SUB-TOT Printing & Reproduction		100,315	125,271	150,000	223,600	223,600	273,600

[Head 054] DEPARTMENT OF ROAD TRAFFIC



ITEM	TITLE OF ITEM	PROVISIONAL	EXPENDITURE	APPROVED		PRELIMINARY	PRELIMINARY
		ACTUAL	(PROVISIONAL)	ESTIMATES	ESTIMATES	FORECAST	FORECAST
		EXPENDITURE	JULY - MARCH			ESTIMATES	ESTIMATES
	2016/2017	2017/2018	2017/2018	2018/2019	2019/2020	2020/2021	
	\$	\$	\$	\$	\$	\$	
BLOCK50 Other Contractual Services/Family Island Dev.							
0511100	Publication of Notices, Ads & Broadcast Time	6,086	524	1,600	6,000	6,000	6,000
0522400	Wkshps,Conferences,Seminars,Meetings & Exhibits	1,160	855	2,000	2,000	2,000	2,000
0524100	Licencing & Inspection of Vehicles	1,170	1,560	4,700	4,700	4,700	4,700
0524300	Road Safety Program	0	0	6,000	10,000	10,000	10,000
0541700	Janitorial Service Contracts	9,720	16,497	20,000	20,000	20,000	20,000
0541820	Sanitact Maintenance Contract	1,644	0	3,500	3,500	3,500	3,500
0541990	Operation of Facilities or Other Services	18,627	13,048	40,000	40,000	40,000	40,000
0542550	Security Services Contract	47,058	5,938	67,200	67,200	67,200	67,200
0581900	Fees & Other Charges	64,351	17,234	30,000	30,000	30,000	30,000
SUB-TOT Other Contractual Services/Family Island Dev.		149,816	55,656	175,000	183,400	183,400	183,400
BLOCK60 SUPPLIES & MATERIALS							
0611100	Office Supplies & Stationery	0	0	0	36,000	36,000	36,000
0611200	Newspapers, Periodicals, Magazines, Etc.	540	600	4,000	19,700	19,700	19,700
0611300	Cleaning & Toilet Supplies	0	0	0	19,600	19,600	19,600
0611400	Computer Software Supplies & Solutions	599	236	1,000	1,000	1,000	1,000
0611700	Other Supplies & Materials	1,698	736	5,000	5,000	5,000	5,000
0612101	Staff Engagement	0	0	0	4,960	4,960	4,960
0612300	Food (for Human Consumption)	0	0	0	1,600	1,600	1,600
0612400	Ice & Drinking Water	0	0	0	6,500	6,500	6,500
0613200	Uniforms	3,891	80	5,500	11,000	11,000	11,000
SUB-TOT SUPPLIES & MATERIALS		6,728	1,652	15,500	105,360	105,360	105,360
BLOCK80 Repairs, Maintenance & Upkeep of Capital Assets							
0811110	Transportation Equipment Upkeep	8,331	5,863	14,000	15,000	15,000	35,000
0831770	Maintenance of Government Bldgs Program	4,596	0	10,000	20,000	20,000	30,000
SUB-TOT Repairs, Maintenance & Upkeep of Capital Assets		12,927	5,863	24,000	35,000	35,000	65,000
BLOCK90 Grants, Fixed Charges & Special Financial Transactions							
0911746	Road Traffic Authority	2,343	275	5,000	5,000	5,000	5,000
0982300	VAT Expenses	13	0	1,000	1,000	1,000	1,000
BLOCK90 Grants, Fixed Charges & Special Financial Transactions		2,356	275	6,000	6,000	6,000	6,000
BLOCK99 ITEMS NOT REPEATED							
0999900	Items Not Repeated	98,705	0	0	0	0	0
BLOCK99 ITEMS NOT REPEATED		98,705	0	0	0	0	0
OTHER CHARGES		465,116	264,453	500,500	728,360	728,360	808,360

[Head 054] DEPARTMENT OF ROAD TRAFFIC



ITEM	TITLE OF ITEM	PROVISIONAL EXPENDITURE				PRELIMINARY	PRELIMINARY
		ACTUAL	(PROVISIONAL)	APPROVED		FORECAST	FORECAST
		EXPENDITURE	EXPENDITURE	ESTIMATES	ESTIMATES	ESTIMATES	ESTIMATES
		JULY - MARCH					
		2016/2017	2017/2018	2017/2018	2018/2019	2019/2020	2020/2021
		\$	\$	\$	\$	\$	\$
DEPARTMENT OF ROAD TRAFFIC TOTAL EXPENSES		4,218,523	3,410,396	5,368,300	5,295,180	5,295,180	5,375,180

THE ACCOUNTING OFFICER FOR THIS HEAD IS THE CONTROLLER

[Head 055] DEPARTMENT OF METEOROLOGY



ITEM	TITLE OF ITEM	PROVISIONAL EXPENDITURE		APPROVED ESTIMATES	ESTIMATES	PRELIMINARY FORECAST ESTIMATES	PRELIMINARY FORECAST ESTIMATES
		ACTUAL EXPENDITURE	(PROVISIONAL) EXPENDITURE				
		2016/2017 \$	JULY - MARCH 2017/2018 \$	2017/2018 \$	2018/2019 \$	2019/2020 \$	2020/2021 \$
BLOCK01 Personal Emoluments							
0011000	Salary-Permanent/Pensionable (Monthly)	1,927,393	1,353,554	2,463,000	2,463,000	2,463,000	2,463,000
0016200	Honoraria	0	0	7,000	7,000	7,000	7,000
0017100	Overtime - Monthly Employees (General)	0	0	0	20,000	20,000	20,000
SUB-TOT Personal Emoluments		1,927,393	1,353,554	2,470,000	2,490,000	2,490,000	2,490,000
BLOCK02 Allowances							
0021400	Disturbance Allowance/Geographical	0	0	0	15,000	15,000	15,000
0028300	Responsibility Allowance	10,850	6,842	10,000	10,000	10,000	10,000
0028400	Acting Allowance	1,175	0	1,500	1,500	1,500	1,500
SUB-TOT Allowances		12,025	6,842	11,500	26,500	26,500	26,500
PERSONAL EMOLUMENTS & ALLOWANCES		1,939,418	1,360,396	2,481,500	2,516,500	2,516,500	2,516,500
OTHER CHARGES							
BLOCK10 Travel & Subsistence							
0101100	Transport of Persons Within The Bahamas	0	0	0	15,000	15,000	15,000
0101200	Subsistence For Travellers In The Bahamas	2,364	1,960	5,000	10,000	10,000	10,000
0102100	Transport of Persons Outside The Bahamas	0	0	0	25,000	25,000	25,000
0102200	Subsistence For Travellers Out The Bahamas	960	140	10,000	20,000	20,000	20,790
SUB-TOT Travel & Subsistence		3,324	2,100	15,000	70,000	70,000	70,790
BLOCK20 Transportation of Things							
0201200	Freight & Express	1,122	2,263	3,700	3,700	3,700	3,700
SUB-TOT Transportation of Things		1,122	2,263	3,700	3,700	3,700	3,700
BLOCK30 Rent, Communication & Utilities							
0302400	Other Communication & Cable Service	3,736	0	9,000	9,000	9,000	0
0304130	Oil & Lubricants	0	0	0	1,200	1,200	1,200
SUB-TOT Rent, Communication & Utilities		3,736	0	9,000	10,200	10,200	1,200
BLOCK40 Printing & Reproduction							
0401100	Printing & Duplication	0	0	0	12,000	12,000	22,000
SUB-TOT Printing & Reproduction		0	0	0	12,000	12,000	22,000
BLOCK50 Other Contractual Services/Family Island Dev.							

[Head 055] DEPARTMENT OF METEOROLOGY



ITEM	TITLE OF ITEM	PROVISIONAL EXPENDITURE		APPROVED ESTIMATES	ESTIMATES	PRELIMINARY FORECAST ESTIMATES	PRELIMINARY FORECAST ESTIMATES
		ACTUAL EXPENDITURE	(PROVISIONAL) EXPENDITURE				
		2016/2017 \$	JULY - MARCH 2017/2018 \$	2017/2018 \$	2018/2019 \$	2019/2020 \$	2020/2021 \$
0511100	Publication of Notices, Ads & Broadcast Time	0	0	0	500	500	500
0522800	Tuition, Training, In-service Awards, Subsistence	70,000	39,541	60,000	60,000	60,000	60,000
0524100	Licencing & Inspection of Vehicles	1,365	0	3,500	3,500	3,500	3,500
0541990	Operation of Facilities or Other Services	15,540	16,198	29,700	29,700	29,700	29,700
0581900	Fees & Other Charges	9,020	7,838	12,000	12,000	12,000	12,000
SUB-TOT Other Contractual Services/Family Island Dev.		95,925	63,577	105,200	105,700	105,700	105,700
BLOCK60 SUPPLIES & MATERIALS							
0611100	Office Supplies & Stationery	0	0	0	9,600	9,600	9,600
0611200	Newspapers, Periodicals, Magazines, Etc.	0	0	0	800	800	800
0611300	Cleaning & Toilet Supplies	0	0	0	8,000	8,000	8,000
0611400	Computer Software Supplies & Solutions	840	1,180	5,700	10,000	10,000	10,000
0611700	Other Supplies & Materials	20,906	5,306	20,000	10,000	10,000	10,000
0612101	Staff Engagement	0	0	0	2,120	2,120	2,120
0612300	Food (for Human Consumption)	0	0	0	4,000	4,000	4,000
0612400	Ice & Drinking Water	0	0	0	4,000	4,000	4,000
0613100	Clothing & Clothing Supplies	319	0	5,000	5,000	5,000	5,000
0691200	Disaster Preparedness Supplies	1,209	0	5,000	5,000	5,000	5,000
SUB-TOT SUPPLIES & MATERIALS		23,274	6,486	35,700	58,520	58,520	58,520
BLOCK70 Acquisition, Constr. & Improvement of Capital Assets							
0711400	Instruments & Apparatus Equipment	7,176,041	12,282	150,000	150,000	150,000	150,000
SUB-TOT Acquisition, Constr. & Improvement of Capital Assets		7,176,041	12,282	150,000	150,000	150,000	150,000
BLOCK80 Repairs, Maintenance & Upkeep of Capital Assets							
0811110	Transportation Equipment Upkeep	6,427	6,865	15,000	15,000	15,000	35,000
0811300	Maintenance-Comp./Bus. Machines&Equip	0	0	1,000	1,000	1,000	1,000
0811400	Upkeep & Maintenance of Instruments & Apparatus	2,162	2,250	10,000	10,000	10,000	30,000
0831770	Maintenance of Government Bldgs Program	827	0	5,000	5,000	5,000	25,000
SUB-TOT Repairs, Maintenance & Upkeep of Capital Assets		9,416	9,115	31,000	31,000	31,000	91,000
BLOCK90 Grants, Fixed Charges & Special Financial Transactions							
0982300	VAT Expenses	467	266	1,000	1,000	1,000	1,000
BLOCK90 Grants, Fixed Charges & Special Financial Transactions		467	266	1,000	1,000	1,000	1,000
OTHER CHARGES		7,313,305	96,089	350,600	442,120	442,120	503,910
DEPARTMENT OF METEOROLOGY TOTAL EXPENSES		9,252,723	1,456,485	2,832,100	2,958,620	2,958,620	3,020,410

THE ACCOUNTING OFFICER FOR THIS HEAD IS THE DIRECTOR

[Head 056] MINISTRY OF AGRICULTURE & MARINE RESOURCES



ITEM	TITLE OF ITEM	PROVISIONAL EXPENDITURE		APPROVED ESTIMATES	ESTIMATES	PRELIMINARY FORECAST ESTIMATES	PRELIMINARY FORECAST ESTIMATES
		ACTUAL EXPENDITURE	(PROVISIONAL) EXPENDITURE				
		2016/2017 \$	JULY - MARCH 2017/2018 \$	2017/2018 \$	2018/2019 \$	2019/2020 \$	2020/2021 \$
BLOCK01 Personal Emoluments							
0011000	Salary-Permanent/Pensionable (Monthly)	2,607,423	2,344,346	2,962,000	2,879,778	2,907,930	2,935,570
0011100	Salary Contract Workers (Monthly)	280,530	44,757	690,000	357,650	400,000	400,000
0015400	Temporary Weekly Personnel	0	0	32,700	15,000	15,000	15,000
0016200	Honoraria	3,320	2,700	3,600	7,200	7,200	7,200
0017100	Overtime - Monthly Employees (General)	0	0	0	15,000	15,000	15,000
SUB-TOT Personal Emoluments		2,891,273	2,391,803	3,688,300	3,274,628	3,345,130	3,372,770
BLOCK02 Allowances							
0021200	Housing Allowance	0	0	0	49,200	49,200	49,200
0021400	Disturbance Allowance/Geographical	0	0	0	3,600	3,600	3,600
0024500	Shift Allowance	0	0	0	15,000	15,000	15,000
0025100	Mileage Allowance	10,274	9,708	12,000	18,000	20,000	20,000
0028100	Duty Allowance	6,882	6,000	8,000	8,000	8,000	8,000
0028300	Responsibility Allowance	6,000	3,842	6,000	3,000	3,000	3,000
0028400	Acting Allowance	0	0	2,500	2,500	2,500	3,000
0029100	Hazard Allowance (Civilian Staff)	19,460	14,445	19,000	19,260	19,260	20,000
0029510	Clothing Allowance	491	375	500	1,000	1,000	1,000
SUB-TOT Allowances		43,107	34,370	48,000	119,560	121,560	122,800
PERSONAL EMOLUMENTS & ALLOWANCES		2,934,380	2,426,173	3,736,300	3,394,188	3,466,690	3,495,570
OTHER CHARGES							
BLOCK10 Travel & Subsistence							
0101100	Transport of Persons Within The Bahamas	0	-95	0	25,000	25,000	25,000
0101200	Subsistence For Travellers In The Bahamas	8,541	6,273	11,000	15,000	15,000	15,000
0102100	Transport of Persons Outside The Bahamas	0	0	0	15,000	15,000	15,000
0102200	Subsistence For Travellers Out The Bahamas	15,960	3,782	20,000	20,000	20,000	20,000
SUB-TOT Travel & Subsistence		24,501	9,960	31,000	75,000	75,000	75,000
BLOCK20 Transportation of Things							
0201200	Freight & Express	0	0	5,000	5,000	5,000	5,000
SUB-TOT Transportation of Things		0	0	5,000	5,000	5,000	5,000
BLOCK30 Rent, Communication & Utilities							
0302100	Postage, Postal Machines & Services	0	0	200	700	700	700
0303100	Electricity	0	0	0	129,427	129,427	129,427
SUB-TOT Rent, Communication & Utilities		0	0	200	130,127	130,127	130,127

[Head 056] MINISTRY OF AGRICULTURE & MARINE RESOURCES



ITEM	TITLE OF ITEM	PROVISIONAL	EXPENDITURE	APPROVED		PRELIMINARY	PRELIMINARY
		ACTUAL	(PROVISIONAL)	ESTIMATES	ESTIMATES	FORECAST	FORECAST
		EXPENDITURE	EXPENDITURE			ESTIMATES	ESTIMATES
		JULY - MARCH					
		2016/2017	2017/2018	2017/2018	2018/2019	2019/2020	2020/2021
		\$	\$	\$	\$	\$	\$
BLOCK40 Printing & Reproduction							
0401100	Printing & Duplication	0	0	0	50,000	50,000	125,000
SUB-TOT Printing & Reproduction		0	0	0	50,000	50,000	125,000
BLOCK50 Other Contractual Services/Family Island Dev.							
0511100	Publication of Notices, Ads & Broadcast Time	0	3,460	5,000	23,000	23,000	23,000
0521100	Development Contracts	0	0	0	30,000	45,000	45,000
0522400	Wkshops, Conferences, Seminars, Meetings & Exhibits	73	110,654	12,000	49,345	50,000	50,000
0522800	Tuition, Training, In-service Awards, Subsistence	0	3,000	4,600	4,600	4,600	4,600
0524100	Licencing & Inspection of Vehicles	2,730	3,315	2,300	3,500	4,500	4,500
0541990	Operation of Facilities or Other Services	529,404	289,568	533,000	533,000	588,000	588,000
0542740	Agri-business Expo	1,291	102	200,000	230,000	230,000	250,000
0542756	Development/Research & Demonstration Unit	10,759	6,253	0	50,000	50,000	50,000
0581900	Fees & Other Charges	14,045	6,309	20,000	25,000	25,000	25,000
SUB-TOT Other Contractual Services/Family Island Dev.		558,302	422,661	776,900	948,445	1,020,100	1,040,100
BLOCK60 SUPPLIES & MATERIALS							
0611100	Office Supplies & Stationery	0	0	0	12,000	12,000	12,000
0611200	Newspapers, Periodicals, Magazines, Etc.	821	2,464	3,200	4,000	4,000	4,000
0611300	Cleaning & Toilet Supplies	0	0	0	16,000	16,000	16,000
0611700	Other Supplies & Materials	4,989	5,926	10,000	10,000	10,000	10,000
0612101	Staff Engagement	0	0	0	2,520	2,520	2,520
0612300	Food (for Human Consumption)	0	0	0	3,200	3,200	3,200
0612400	Ice & Drinking Water	0	0	0	1,600	1,600	1,600
0613100	Clothing & Clothing Supplies	1,894	0	6,300	7,000	7,000	7,000
0641200	Surgical & Medical Supplies	249	0	1,000	1,000	1,000	1,000
SUB-TOT SUPPLIES & MATERIALS		7,953	8,390	20,500	57,320	57,320	57,320
BLOCK70 Acquisition, Constr. & Improvement of Capital Assets							
0721100	Feeder Farm Roads & Land Clearing	209,088	0	429,000	429,000	429,000	429,000
SUB-TOT Acquisition, Constr. & Improvement of Capital Assets		209,088	0	429,000	429,000	429,000	429,000
BLOCK80 Repairs, Maintenance & Upkeep of Capital Assets							
0811110	Transportation Equipment Upkeep	18,138	7,011	10,000	12,000	15,000	35,000
0811500	Maintenance of Generators, A/C & Other Machinery	0	0	0	25,000	25,000	75,000
0812100	Office Furniture Upkeep	58	352	2,000	2,000	2,000	2,000
0822100	Land & Ground Improvements of Roundabouts	3,308	0	3,000	3,000	3,000	3,000
0831770	Maintenance of Government Bldgs Program	452,604	4,653	25,000	100,000	100,000	175,000
0831783	Maintenance Upkeep of Straw Market/Arawak Cay	118,119	28,804	200,000	210,000	210,000	360,000
SUB-TOT Repairs, Maintenance & Upkeep of Capital Assets		592,227	40,820	240,000	352,000	355,000	650,000

[Head 056] **MINISTRY OF
AGRICULTURE & MARINE RESOURCES**



ITEM	TITLE OF ITEM	PROVISIONAL EXPENDITURE		APPROVED ESTIMATES	ESTIMATES	PRELIMINARY FORECAST ESTIMATES	PRELIMINARY FORECAST ESTIMATES
		ACTUAL EXPENDITURE	(PROVISIONAL) EXPENDITURE				
		2016/2017 \$	JULY - MARCH 2017/2018 \$	2017/2018 \$	2018/2019 \$	2019/2020 \$	2020/2021 \$
BLOCK90 Grants, Fixed Charges & Special Financial Transactions							
0911110	School of Agriculture & Marine Science (Andros)	8,077,843	5,333,332	8,000,000	7,000,000	7,000,000	7,000,000
0911312	Contribution - Family Island Regatta	1,926,432	1,379,598	1,667,000	1,661,200	1,667,000	1,700,000
0911313	Contribution Homecoming New Providence and Family Islands	114,929	56,075	250,000	250,000	250,000	250,000
0911955	Operation of The Department of Cooperatives	86,575	22,487	275,000	275,000	275,000	275,000
0911997	Bahamas Agricultural Health and Food Safety Authority (BAHFSA)	0	475,000	500,000	700,000	700,000	700,000
0919290	Bahamas Agricultural & Industrial Corporation	7,149,036	3,960,000	5,940,000	4,000,000	4,000,000	4,000,000
BLOCK90 Grants, Fixed Charges & Special Financial Transactions		17,354,815	11,226,492	16,632,000	13,886,200	13,892,000	13,925,000
BLOCK99 ITEMS NOT REPEATED							
0999900	Items Not Repeated	9,644	6,241	59,100	0	0	0
BLOCK99 ITEMS NOT REPEATED		9,644	6,241	59,100	0	0	0
OTHER CHARGES		18,756,530	11,714,564	18,193,700	15,933,092	16,013,547	16,436,547
MINISTRY OF AGRICULTURE & MARINE RESOURC TOTAL EXPENSES		21,690,910	14,140,737	21,930,000	19,327,280	19,480,237	19,932,117

THE ACCOUNTING OFFICER FOR THIS HEAD IS THE PERMANENT SECRETARY

[Head 057] DEPARTMENT OF AGRICULTURE



ITEM	TITLE OF ITEM	PROVISIONAL	EXPENDITURE	APPROVED		PRELIMINARY	PRELIMINARY
		ACTUAL	(PROVISIONAL)	ESTIMATES	ESTIMATES	FORECAST	FORECAST
		EXPENDITURE	JULY - MARCH			ESTIMATES	ESTIMATES
	2016/2017	2017/2018	2017/2018	2018/2019	2019/2020	2020/2021	
	\$	\$	\$	\$	\$	\$	
BLOCK01 Personal Emoluments							
0011000	Salary-Permanent/Pensionable (Monthly)	4,700,313	3,626,994	4,971,000	5,061,464	5,061,464	5,061,464
0011100	Salary Contract Workers (Monthly)	10,838	0	187,300	66,900	66,900	66,900
0017100	Overtime - Monthly Employees (General)	0	0	0	25,000	25,000	25,000
SUB-TOT Personal Emoluments		4,711,151	3,626,994	5,158,300	5,153,364	5,153,364	5,153,364
BLOCK02 Allowances							
0021200	Housing Allowance	0	1,774	13,600	9,600	9,600	9,600
0024500	Shift Allowance	0	0	0	20,000	20,000	20,000
0025100	Mileage Allowance	21,250	21,250	30,000	33,000	33,000	33,000
0028300	Responsibility Allowance	5,500	4,125	5,500	5,500	5,500	5,500
0028400	Acting Allowance	0	0	0	2,550	2,550	2,550
0029100	Hazard Allowance (Civilian Staff)	205,158	152,026	214,700	214,700	214,700	214,700
SUB-TOT Allowances		231,908	179,175	263,800	285,350	285,350	285,350
PERSONAL EMOLUMENTS & ALLOWANCES		4,943,059	3,806,169	5,422,100	5,438,714	5,438,714	5,438,714
OTHER CHARGES							
BLOCK10 Travel & Subsistence							
0101100	Transport of Persons Within The Bahamas	0	114	0	17,297	17,297	17,297
0101200	Subsistence For Travellers In The Bahamas	6,560	2,720	5,000	15,000	15,000	15,000
0102100	Transport of Persons Outside The Bahamas	0	0	0	1,600	1,600	1,600
0102200	Subsistence For Travellers Out The Bahamas	6,280	3,704	10,000	10,000	10,000	10,000
SUB-TOT Travel & Subsistence		12,840	6,538	15,000	43,897	43,897	43,897
BLOCK20 Transportation of Things							
0201100	Local Transportation of Goods	8,102	149	4,500	10,500	10,500	10,500
0201200	Freight & Express	76,027	16,627	40,000	50,000	50,000	50,000
SUB-TOT Transportation of Things		84,129	16,776	44,500	60,500	60,500	60,500
BLOCK30 Rent, Communication & Utilities							
0301210	Office Rent Accommodation (General)	26,950	14,600	0	30,000	30,000	30,000

[Head 057] DEPARTMENT OF AGRICULTURE



ITEM	TITLE OF ITEM	PROVISIONAL	EXPENDITURE	APPROVED		PRELIMINARY	PRELIMINARY
		ACTUAL	(PROVISIONAL)	ESTIMATES	ESTIMATES	FORECAST	FORECAST
		EXPENDITURE	JULY - MARCH	ESTIMATES	ESTIMATES	ESTIMATES	ESTIMATES
		2016/2017	2017/2018	2017/2018	2018/2019	2019/2020	2020/2021
		\$	\$	\$	\$	\$	\$
0302100	Postage, Postal Machines & Services	3,227	760	2,200	5,000	5,000	5,000
0304160	Propane Gas	0	0	0	13,600	13,600	13,600
SUB-TOT Rent, Communication & Utilities		30,177	15,360	2,200	48,600	48,600	48,600
BLOCK40 Printing & Reproduction							
0401100	Printing & Duplication	0	0	0	9,440	9,440	19,440
SUB-TOT Printing & Reproduction		0	0	0	9,440	9,440	19,440
BLOCK50 Other Contractual Services/Family Island Dev.							
0511100	Publication of Notices, Ads & Broadcast Time	0	1,669	2,900	6,000	6,000	6,000
0522400	Wkshops,Conferences,Seminars,Meetings & Exhibits	0	7,000	0	170,000	170,000	170,000
0524100	Licencing & Inspection of Vehicles	4,310	3,050	5,800	6,600	6,600	6,600
0541990	Operation of Facilities or Other Services	11,263	15,464	22,500	45,691	45,691	45,691
0542770	Wild Life Conservation	0	0	0	30,000	30,000	30,000
0542810	Vector Control	0	850	2,100	2,100	2,100	2,100
0581900	Fees & Other Charges	15,602	4,709	11,000	11,000	11,000	11,000
SUB-TOT Other Contractual Services/Family Island Dev.		31,175	32,742	44,300	271,391	271,391	271,391
BLOCK60 SUPPLIES & MATERIALS							
0611200	Newspapers, Periodicals, Magazines, Etc.	1,227	643	2,500	2,500	2,500	2,500
0611300	Cleaning & Toilet Supplies	0	0	0	23,120	23,120	23,120
0611700	Other Supplies & Materials	28,244	9,648	11,000	16,000	16,000	16,000
0612101	Staff Engagement	0	0	0	6,240	6,240	6,240
0612300	Food (for Human Consumption)	0	0	0	2,400	2,400	2,400
0612400	Ice & Drinking Water	0	0	0	9,460	9,460	9,460
0613100	Clothing & Clothing Supplies	14,605	711	10,800	19,000	19,000	19,000
0632300	Agriculture/Science Supplies/Seeds/Tools	977	1,017	13,000	10,000	10,000	10,000
0632400	Livestock & Ammunition	0	0	2,250	1,160	1,160	1,160
0632500	Animal Feed Mill Plant	202,550	39,118	230,000	200,000	200,000	200,000
0633001	Dog Catching Scheme	24,657	2,665	15,000	50,000	50,000	50,000
0641100	Drugs & Vaccines	13,022	1,561	15,000	15,000	15,000	15,000
0681300	Construction Materials & Parts	10,176	5,999	3,000	5,000	5,000	5,000
0682300	Minor Implements & Tools	1,814	4,185	3,800	3,800	3,800	3,800
SUB-TOT SUPPLIES & MATERIALS		297,272	65,547	306,350	363,680	363,680	363,680
BLOCK70 Acquisition, Constr. & Improvement of Capital Assets							

[Head 057] DEPARTMENT OF AGRICULTURE



ITEM	TITLE OF ITEM	PROVISIONAL EXPENDITURE		APPROVED ESTIMATES	ESTIMATES	PRELIMINARY FORECAST ESTIMATES	PRELIMINARY FORECAST ESTIMATES
		ACTUAL EXPENDITURE	(PROVISIONAL) EXPENDITURE				
		2016/2017 \$	JULY - MARCH 2017/2018 \$	2017/2018 \$	2018/2019 \$	2019/2020 \$	2020/2021 \$
0721700	Development and Improvement of GRAC	0	81,059	84,000	50,000	50,000	50,000
SUB-TOT Acquisition, Constr. & Improvement of Capital Assets		0	81,059	84,000	50,000	50,000	50,000
BLOCK80 Repairs, Maintenance & Upkeep of Capital Assets							
0811110	Transportation Equipment Upkeep	14,772	11,285	11,500	20,000	20,000	40,000
0811160	Maintenance - Heavy Equipment	1,092	4,882	2,500	8,000	8,000	18,000
0811170	Maintenance of Mechanical Equipment Elevators	2,078	90	2,000	2,000	2,000	2,000
0811300	Maintenance-Comp./Bus. Machines&Equip	635	211	2,000	2,000	2,000	2,000
0812100	Office Furniture Upkeep	0	0	0	1,000	1,000	1,000
0822100	Land & Ground Improvements of Roundabouts	1,868	2,714	3,400	20,000	20,000	20,000
0831770	Maintenance of Government Bldgs Program	5,438	7,284	10,000	30,000	30,000	70,000
SUB-TOT Repairs, Maintenance & Upkeep of Capital Assets		25,883	26,466	31,400	83,000	83,000	153,000
BLOCK99 ITEMS NOT REPEATED							
0999900	Items Not Repeated	93,114	-4,986	981,000	0	0	0
BLOCK99 ITEMS NOT REPEATED		93,114	-4,986	981,000	0	0	0
OTHER CHARGES		574,590	239,502	1,508,750	930,508	930,508	1,010,508
DEPARTMENT OF AGRICULTURE TOTAL EXPENSES		5,517,649	4,045,671	6,930,850	6,369,222	6,369,222	6,449,222

THE ACCOUNTING OFFICER FOR THIS HEAD IS THE DIRECTOR



ITEM	TITLE OF ITEM	PROVISIONAL	EXPENDITURE	APPROVED		PRELIMINARY	PRELIMINARY
		ACTUAL	(PROVISIONAL)	ESTIMATES	ESTIMATES	FORECAST	FORECAST
		EXPENDITURE	JULY - MARCH	ESTIMATES	ESTIMATES	ESTIMATES	ESTIMATES
	2016/2017	2017/2018	2017/2018	2018/2019	2019/2020	2020/2021	
	\$	\$	\$	\$	\$	\$	
BLOCK01 Personal Emoluments							
0011000	Salary-Permanent/Pensionable (Monthly)	1,842,233	1,451,759	1,945,700	1,963,703	1,981,706	1,999,709
0011100	Salary Contract Workers (Monthly)	2,700	12,021	446,500	171,450	171,450	171,450
0017100	Overtime - Monthly Employees (General)	0	0	0	3,000	3,000	3,000
SUB-TOT Personal Emoluments		1,844,933	1,463,780	2,392,200	2,138,153	2,156,156	2,174,159
BLOCK02 Allowances							
0025100	Mileage Allowance	65,150	80,500	114,000	105,000	105,000	105,000
0028300	Responsibility Allowance	8,900	6,200	8,500	8,500	8,500	8,500
0028400	Acting Allowance	0	0	5,000	500	500	500
0029100	Hazard Allowance (Civilian Staff)	0	0	0	2,400	2,400	2,400
SUB-TOT Allowances		74,050	86,700	127,500	116,400	116,400	116,400
PERSONAL EMOLUMENTS & ALLOWANCES		1,918,983	1,550,480	2,519,700	2,254,553	2,272,556	2,290,559
OTHER CHARGES							
BLOCK10 Travel & Subsistence							
0101100	Transport of Persons Within The Bahamas	0	0	0	21,840	21,840	21,840
0101200	Subsistence For Travellers In The Bahamas	6,991	3,107	12,000	25,000	25,000	25,000
0102100	Transport of Persons Outside The Bahamas	0	0	0	1,600	1,600	1,600
0102200	Subsistence For Travellers Out The Bahamas	5,075	2,316	7,600	12,600	12,600	12,600
SUB-TOT Travel & Subsistence		12,066	5,423	19,600	61,040	61,040	61,040
BLOCK20 Transportation of Things							
0201100	Local Transportation of Goods	1,065	0	5,000	5,000	5,000	5,000
0201200	Freight & Express	11,472	9,467	30,000	40,000	40,000	40,000
SUB-TOT Transportation of Things		12,537	9,467	35,000	45,000	45,000	45,000
BLOCK30 Rent, Communication & Utilities							
0301210	Office Rent Accommodation (General)	53,185	27,483	57,200	64,200	64,200	64,200
0302100	Postage, Postal Machines & Services	113	32	600	600	600	600
SUB-TOT Rent, Communication & Utilities		53,298	27,515	57,800	64,800	64,800	64,800
BLOCK40 Printing & Reproduction							
0401100	Printing & Duplication	0	0	0	3,480	3,480	13,480
SUB-TOT Printing & Reproduction		0	0	0	3,480	3,480	13,480

[Head 058] DEPARTMENT OF MARINE RESOURCES



ITEM	TITLE OF ITEM	PROVISIONAL	EXPENDITURE	APPROVED		PRELIMINARY	PRELIMINARY
		ACTUAL	(PROVISIONAL)	ESTIMATES	ESTIMATES	FORECAST	FORECAST
		EXPENDITURE	JULY - MARCH			ESTIMATES	ESTIMATES
	2016/2017	2017/2018	2017/2018	2018/2019	2019/2020	2020/2021	
	\$	\$	\$	\$	\$	\$	
BLOCK50 Other Contractual Services/Family Island Dev.							
0511100	Publication of Notices, Ads & Broadcast Time	0	97	5,000	5,000	5,000	5,000
0521100	Development Contracts	5,953	0	10,000	14,000	14,000	14,000
0522400	Wkshops,Conferences,Seminars,Meetings & Exhibits	254	42,663	6,400	30,000	30,000	30,000
0522800	Tuition, Training, In-service Awards, Subsistence	0	9,562	79,200	42,000	42,000	42,000
0524100	Licencing & Inspection of Vehicles	2,160	0	3,280	4,000	4,000	4,000
0541500	Mtce. Contracts - Air Conditioning System	0	0	10,000	10,000	10,000	10,000
0541990	Operation of Facilities or Other Services	10,200	4,246	16,000	31,000	31,000	31,000
0542810	Vector Control	0	0	2,000	2,000	2,000	2,000
0581900	Fees & Other Charges	1,278	97	10,000	10,000	10,000	10,000
SUB-TOT Other Contractual Services/Family Island Dev.		19,845	56,665	141,880	148,000	148,000	148,000
BLOCK60 SUPPLIES & MATERIALS							
0611100	Office Supplies & Stationery	0	0	0	6,000	6,000	6,000
0611200	Newspapers, Periodicals, Magazines, Etc.	281	512	1,000	1,000	1,000	1,000
0611300	Cleaning & Toilet Supplies	0	0	0	5,760	5,760	5,760
0611700	Other Supplies & Materials	6,790	6,215	13,500	35,233	35,233	35,233
0612101	Staff Engagement	0	0	0	1,720	1,720	1,720
0612300	Food (for Human Consumption)	0	0	0	3,600	3,600	3,600
0612400	Ice & Drinking Water	0	0	0	880	880	880
0613100	Clothing & Clothing Supplies	128	746	10,000	25,000	25,000	25,000
0632100	Supplies - Fisheries Vessels & Research	7,803	1,141	17,000	17,000	17,000	17,000
0642300	Laboratory Supplies	41,083	35,141	50,000	68,000	68,000	68,000
SUB-TOT SUPPLIES & MATERIALS		56,085	43,755	91,500	164,193	164,193	164,193
BLOCK80 Repairs, Maintenance & Upkeep of Capital Assets							
0811110	Transportation Equipment Upkeep	4,167	2,722	11,000	30,000	30,000	80,000
0811150	Maintenance - Fire Prevention/Protection Equipment	326	75	960	960	960	960
0811160	Maintenance - Heavy Equipment	835	0	1,000	1,000	1,000	1,000
0811300	Maintenance-Comp./Bus. Machines&Equip	0	0	1,000	1,000	1,000	1,000
0811500	Maintenance of Generators, A/C & Other Machinery	180	1,128	10,000	10,000	10,000	30,000
0812100	Office Furniture Upkeep	0	0	1,000	1,000	1,000	1,000
0822100	Land & Ground Improvements of Roundabouts	0	139	5,000	5,000	5,000	5,000
0831770	Maintenance of Government Bldgs Program	2,830	3,634	5,000	50,000	50,000	100,000
SUB-TOT Repairs, Maintenance & Upkeep of Capital Assets		8,338	7,698	34,960	98,960	98,960	218,960
BLOCK99 ITEMS NOT REPEATED							
0999900	Items Not Repeated	98,299	4,690	335,000	0	0	0
BLOCK99 ITEMS NOT REPEATED		98,299	4,690	335,000	0	0	0
OTHER CHARGES		260,468	155,213	715,740	585,473	585,473	715,473

[Head 058] DEPARTMENT OF MARINE RESOURCES



ITEM	TITLE OF ITEM	PROVISIONAL EXPENDITURE				PRELIMINARY	PRELIMINARY
		ACTUAL	(PROVISIONAL)	APPROVED		FORECAST	FORECAST
		EXPENDITURE	EXPENDITURE	ESTIMATES	ESTIMATES	ESTIMATES	ESTIMATES
		JULY - MARCH					
		2016/2017	2017/2018	2017/2018	2018/2019	2019/2020	2020/2021
		\$	\$	\$	\$	\$	\$
DEPARTMENT OF MARINE RESOURCES TOTAL EXPENSES		2,179,451	1,705,693	3,235,440	2,840,026	2,858,029	3,006,032

THE ACCOUNTING OFFICER FOR THIS HEAD IS THE DIRECTOR



ITEM	TITLE OF ITEM	PROVISIONAL	EXPENDITURE	APPROVED		PRELIMINARY	PRELIMINARY
		ACTUAL	(PROVISIONAL)	ESTIMATES	ESTIMATES	FORECAST	FORECAST
		EXPENDITURE	JULY - MARCH	ESTIMATES	ESTIMATES	ESTIMATES	ESTIMATES
		2016/2017	2017/2018	2017/2018	2018/2019	2019/2020	2020/2021
		\$	\$	\$	\$	\$	\$
BLOCK01 Personal Emoluments							
0011000	Salary-Permanent/Pensionable (Monthly)	32,068,431	24,620,403	32,928,000	31,727,567	31,727,567	31,727,567
0011100	Salary Contract Workers (Monthly)	1,538,300	1,644,080	5,847,000	2,565,512	2,565,512	2,565,512
0012200	Reassessments/Promotions	0	0	0	500,000	500,000	500,000
0014104	New Appointments	0	0	0	2,943,452	2,943,452	2,943,452
0015100	Regular Weekly Wages	16,446	15,164	16,000	16,000	16,000	16,000
0015400	Temporary Weekly Personnel	730,261	780,971	1,200,000	1,200,000	1,200,000	1,200,000
0017100	Overtime - Monthly Employees (General)	0	0	0	105,919	105,919	105,919
0018200	Sessional Fees-Nurses/Allied/Doctors Workers/Doctors	167,772	116,652	300,000	300,000	300,000	300,000
SUB-TOT Personal Emoluments		34,521,210	27,177,270	40,291,000	39,358,450	39,358,450	39,358,450
BLOCK02 Allowances							
0021200	Housing Allowance	93,200	22,500	37,000	37,500	37,500	37,500
0021400	Disturbance Allowance/Geographical	0	199,374	224,000	300,000	300,000	300,000
0021700	Scarcity Allowance	870,796	636,235	800,000	800,000	800,000	800,000
0021900	Risk Allowance	327,778	174,436	422,500	422,500	422,500	422,500
0024100	Doctors on Call Allowance	630,002	438,670	520,000	420,000	420,000	420,000
0024200	On-Call Allowance - Other Workers	22,089	171,561	300,000	300,000	300,000	300,000
0025100	Mileage Allowance	149,676	412,468	500,000	1,500,000	1,500,000	1,500,000
0025200	Transport/Drivers Allowance (Payroll)	0	2,855	3,600	4,000	4,000	4,000
0028100	Duty Allowance	36,900	26,250	35,000	35,000	35,000	35,000
0028300	Responsibility Allowance	212,493	161,151	202,200	160,000	160,000	160,000
0028400	Acting Allowance	6,202	2,640	15,600	15,600	15,600	15,600
0028500	Personal Allowance	0	0	28,000	28,000	28,000	28,000
0028700	Hardship Allowance	12,228	8,584	24,000	24,000	24,000	24,000
0029100	Hazard Allowance (Civilian Staff)	46,756	20,959	33,600	33,600	33,600	33,600
0029510	Clothing Allowance	250	0	500	500	500	500
0029520	Uniform Allowance	1,059,870	850,516	1,115,550	1,399,200	1,399,200	1,399,200
SUB-TOT Allowances		3,468,240	3,128,199	4,261,550	5,479,900	5,479,900	5,479,900
PERSONAL EMOLUMENTS & ALLOWANCES		37,989,450	30,305,469	44,552,550	44,838,350	44,838,350	44,838,350
OTHER CHARGES							
BLOCK10 Travel & Subsistence							
0101100	Transport of Persons Within The Bahamas	0	0	0	128,000	128,000	128,000
0101200	Subsistence For Travellers In The Bahamas	3,527	12,582	30,000	50,000	50,000	50,000



ITEM	TITLE OF ITEM	PROVISIONAL EXPENDITURE		APPROVED ESTIMATES	ESTIMATES	PRELIMINARY FORECAST ESTIMATES	PRELIMINARY FORECAST ESTIMATES
		ACTUAL EXPENDITURE	(PROVISIONAL) EXPENDITURE				
		2016/2017 \$	JULY - MARCH 2017/2018 \$	2017/2018 \$	2018/2019 \$	2019/2020 \$	2020/2021 \$
0102100	Transport of Persons Outside The Bahamas	0	0	0	50,000	50,000	50,000
0102200	Subsistence For Travellers Out The Bahamas	6,173	7,382	15,000	30,000	30,000	30,000
SUB-TOT Travel & Subsistence		9,700	19,964	45,000	258,000	258,000	258,000
BLOCK30 Rent, Communication & Utilities							
0301120	Rent - Living Accommodation (General)	0	478,124	679,800	800,000	800,000	800,000
0302100	Postage, Postal Machines & Services	373	29	100	100	100	100
SUB-TOT Rent, Communication & Utilities		373	478,153	679,900	800,100	800,100	800,100
BLOCK40 Printing & Reproduction							
0401100	Printing & Duplication	0	0	0	5,100	5,100	10,100
SUB-TOT Printing & Reproduction		0	0	0	5,100	5,100	10,100
BLOCK50 Other Contractual Services/Family Island Dev.							
0511100	Publication of Notices, Ads & Broadcast Time	0	0	250	5,000	5,000	5,000
0521100	Development Contracts	331,522	0	300,000	1,500,000	1,500,000	1,500,000
0522400	Wkshops,Conferences,Seminars,Meetings & Exhibits	13,697	3,069	10,000	15,000	15,000	15,000
0522800	Tuition, Training, In-service Awards, Subsistence	49,439	400	27,000	27,000	27,000	27,000
0523310	Maternal & Child Health Programme	4,963	0	10,000	10,000	10,000	10,000
0523321	National Blood/Voluntary Blood	0	0	1,500	1,500	1,500	1,500
0541990	Operation of Facilities or Other Services	155,491	25,709	50,000	500,000	500,000	500,000
0581900	Fees & Other Charges	414,977	90	52,000	151,867	131,867	131,867
SUB-TOT Other Contractual Services/Family Island Dev.		970,089	29,268	450,750	2,210,367	2,190,367	2,190,367
BLOCK60 SUPPLIES & MATERIALS							
0611100	Office Supplies & Stationery	1,976	0	0	16,000	16,000	16,000
0611200	Newspapers, Periodicals, Magazines, Etc.	6,230	4,620	7,000	10,000	10,000	10,000
0611300	Cleaning & Toilet Supplies	0	0	0	9,600	9,600	9,600
0611400	Computer Software Supplies & Solutions	260	0	1,000	1,000	1,000	1,000
0611500	Licences, Plates, & Disks	5,606	0	1,000	7,000	7,000	7,000
0611700	Other Supplies & Materials	4,278	5,812	10,000	75,000	75,000	75,000
0612101	Staff Engagement	0	0	0	40,520	40,520	40,520
0612300	Food (for Human Consumption)	0	0	0	4,080	4,080	4,080
0612400	Ice & Drinking Water	0	0	0	2,000	2,000	2,000
0613100	Clothing & Clothing Supplies	23,906	612	10,000	25,000	25,000	25,000



ITEM	TITLE OF ITEM	PROVISIONAL	EXPENDITURE	APPROVED		PRELIMINARY	PRELIMINARY
		ACTUAL	(PROVISIONAL)	ESTIMATES	ESTIMATES	FORECAST	FORECAST
		EXPENDITURE	JULY - MARCH	ESTIMATES	ESTIMATES	ESTIMATES	ESTIMATES
	2016/2017	2017/2018	2017/2018	2018/2019	2019/2020	2020/2021	
	\$	\$	\$	\$	\$	\$	
SUB-TOT SUPPLIES & MATERIALS		42,256	11,044	29,000	190,200	190,200	190,200
BLOCK70 Acquisition, Constr. & Improvement of Capital Assets							
0711400	Instruments & Apparatus Equipment	171,406	13,270	50,000	150,000	150,000	150,000
SUB-TOT Acquisition, Constr. & Improvement of Capital Assets		171,406	13,270	50,000	150,000	150,000	150,000
BLOCK80 Repairs, Maintenance & Upkeep of Capital Assets							
0811110	Transportation Equipment Upkeep	35,741	13,121	50,000	50,000	50,000	100,000
0831770	Maintenance of Government Bldgs Program	109,813	21,735	100,000	100,000	100,000	250,000
SUB-TOT Repairs, Maintenance & Upkeep of Capital Assets		145,554	34,856	150,000	150,000	150,000	350,000
BLOCK90 Grants, Fixed Charges & Special Financial Transactions							
0911519	Bahamas Diabetic Association	25,000	18,750	25,000	25,000	25,000	25,000
0911538	Bahamas Cancer Society	7,500	0	7,500	7,500	7,500	7,500
0911545	All Saints Camp	20,000	15,000	20,000	20,000	20,000	20,000
0911610	Health Education Promotion	20,991	18,371	35,000	35,000	35,000	35,000
0911620	Nursing Training Programme	1,105,173	449,400	1,000,000	800,000	800,000	800,000
0911621	Pharmaceutical Training Programme	95,895	20,991	149,600	149,600	149,600	149,600
0911630	National Breast Cancer Initiative	2,200	0	10,000	10,000	10,000	10,000
0911640	Chronic Non-Communicable Diseases	2,548	0	15,000	15,000	15,000	15,000
0911714	National Drug Council	12,731	2,552	51,000	51,000	51,000	51,000
0911720	Family Planning	84,456	0	150,000	150,000	150,000	150,000
0911730	Establishment of Licensing Board	0	0	8,000	8,000	8,000	8,000
0911731	Establishment of Health Professional Council	247,504	0	25,000	55,161	55,161	55,161
0911735	Surveillance Programme (Disease Control)	150	108	5,000	5,000	5,000	5,000
0911739	Pharmaceutical Council	16,755	0	30,000	30,000	30,000	30,000
0911750	Nursing Council	121,700	0	107,500	194,400	194,400	194,400
0911905	National Health Insurance Authority	0	11,595,638	40,000,000	20,000,000	20,000,000	20,000,000
0911950	Health Planning/Human Resource Units	978	49	5,000	5,000	5,000	5,000
0911951	HIV/AIDS Unit	98,805	31,202	100,000	100,000	100,000	100,000
0911952	Holistic Services Secretariat	0	0	1,000	1,000	1,000	1,000
0911970	Non-Governmental Organizations (NGO's) - Health Desk	0	0	1,000	1,000	1,000	1,000
0911975	National Allied Health Cadet Programme	0	2,100	22,410	22,410	22,410	22,410
0911992	Operation - Public Hospitals Authority	0	148,993,721	213,843,475	216,000,000	216,000,000	222,000,000
0911996	Operation of Department of Public Health	0	4,143,047	5,000,000	6,500,000	6,500,000	7,500,000
0912237	Contributions For Joint Services	0	0	8,000	8,000	8,000	8,000
0932801	UWI Medical Students Grant	401,450	276,150	319,200	319,200	319,200	319,200

[Head 060] MINISTRY OF HEALTH



ITEM	TITLE OF ITEM	PROVISIONAL EXPENDITURE		APPROVED ESTIMATES	ESTIMATES	PRELIMINARY FORECAST ESTIMATES	PRELIMINARY FORECAST ESTIMATES
		ACTUAL EXPENDITURE	(PROVISIONAL) EXPENDITURE				
		2016/2017 \$	JULY - MARCH 2017/2018 \$	2017/2018 \$	2018/2019 \$	2019/2020 \$	2020/2021 \$
0982300	VAT Expenses	19	12	1,000	1,000	1,000	1,000
0999100	AIDS Treatment & Testing	522,681	361,441	700,000	800,000	800,000	800,000
BLOCK90 Grants, Fixed Charges & Special Financial Transactions		2,786,536	165,928,532	261,639,685	245,313,271	245,313,271	252,313,271
BLOCK99 ITEMS NOT REPEATED							
0999900	Items Not Repeated	291,680,601	0	0	0	0	0
BLOCK99 ITEMS NOT REPEATED		291,680,601	0	0	0	0	0
OTHER CHARGES		295,806,515	166,515,087	263,044,335	249,077,038	249,057,038	256,262,038
MINISTRY OF HEALTH TOTAL EXPENSES		333,795,965	196,820,556	307,596,885	293,915,388	293,895,388	301,100,388

THE ACCOUNTING OFFICER FOR THIS HEAD IS THE PERMANENT SECRETARY

[Head 065] DEPARTMENT OF ENVIRONMENTAL HEALTH SERVICES



ITEM	TITLE OF ITEM	PROVISIONAL EXPENDITURE		APPROVED ESTIMATES	ESTIMATES	PRELIMINARY FORECAST ESTIMATES	PRELIMINARY FORECAST ESTIMATES
		ACTUAL EXPENDITURE	(PROVISIONAL) EXPENDITURE				
		2016/2017 \$	JULY - MARCH 2017/2018 \$	2017/2018 \$	2018/2019 \$	2019/2020 \$	2020/2021 \$
BLOCK01 Personal Emoluments							
0011000	Salary-Permanent/Pensionable (Monthly)	12,426,248	10,319,737	11,344,600	12,958,175	14,129,745	14,327,294
0015100	Regular Weekly Wages	2,404,621	884,745	3,600,000	1,186,248	1,186,248	1,186,248
0017100	Overtime - Monthly Employees (General)	0	0	0	400,509	400,509	400,509
SUB-TOT Personal Emoluments		14,830,869	11,204,482	14,944,600	14,544,932	15,716,502	15,914,051
BLOCK02 Allowances							
0028300	Responsibility Allowance	5,800	6,208	7,500	7,500	7,500	7,500
0028400	Acting Allowance	2,400	2,987	5,000	5,000	5,000	5,000
0028700	Hardship Allowance	4,800	5,800	13,000	13,000	13,000	13,000
0029100	Hazard Allowance (Civilian Staff)	1,170,351	946,796	1,531,000	1,531,240	1,531,240	1,531,240
SUB-TOT Allowances		1,183,351	961,791	1,556,500	1,556,740	1,556,740	1,556,740
PERSONAL EMOLUMENTS & ALLOWANCES		16,014,220	12,166,273	16,501,100	16,101,672	17,273,242	17,470,791
OTHER CHARGES							
BLOCK10 Travel & Subsistence							
0101100	Transport of Persons Within The Bahamas	0	0	0	4,800	4,800	4,800
0101200	Subsistence For Travellers In The Bahamas	25,500	18,150	39,000	33,930	33,930	33,930
0102100	Transport of Persons Outside The Bahamas	0	0	0	2,400	2,400	2,400
0102200	Subsistence For Travellers Out The Bahamas	150	0	1,000	1,000	1,000	1,000
SUB-TOT Travel & Subsistence		25,650	18,150	40,000	42,130	42,130	42,130
BLOCK20 Transportation of Things							
0201100	Local Transportation of Goods	5,056	4,070	9,000	7,830	7,830	7,830
0201200	Freight & Express	7,297	4,776	11,000	9,570	9,570	9,570
SUB-TOT Transportation of Things		12,353	8,846	20,000	17,400	17,400	17,400
BLOCK30 Rent, Communication & Utilities							
0301120	Rent - Living Accommodation (General)	95,992	60,500	100,000	87,000	87,000	87,000
0301210	Office Rent Accommodation (General)	273,913	160,107	262,000	287,940	287,940	287,940
0302100	Postage, Postal Machines & Services	152	0	300	300	300	300

[Head 065] DEPARTMENT OF ENVIRONMENTAL HEALTH SERVICES



ITEM	TITLE OF ITEM	PROVISIONAL	EXPENDITURE	APPROVED		PRELIMINARY	PRELIMINARY
		ACTUAL	(PROVISIONAL)	ESTIMATES	ESTIMATES	FORECAST	FORECAST
		EXPENDITURE	JULY - MARCH			ESTIMATES	ESTIMATES
	2016/2017	2017/2018	2017/2018	2018/2019	2019/2020	2020/2021	
	\$	\$	\$	\$	\$	\$	\$
SUB-TOT Rent, Communication & Utilities		370,057	220,607	362,300	375,240	375,240	375,240
BLOCK40 Printing & Reproduction							
0401100	Printing & Duplication	0	0	0	9,600	9,600	34,600
SUB-TOT Printing & Reproduction		0	0	0	9,600	9,600	34,600
BLOCK50 Other Contractual Services/Family Island Dev.							
0511100	Publication of Notices, Ads & Broadcast Time	0	0	1,000	1,000	1,000	1,000
0521100	Development Contracts	14,333,666	10,948,870	12,000,000	13,888,692	13,888,692	13,888,692
0522400	Wkshops,Conferences,Seminars,Meetings & Exhibits	325	10,195	1,000	1,000	1,000	1,000
0522800	Tuition, Training, In-service Awards, Subsistence	1,312	2,420	18,000	25,660	15,660	15,660
0524100	Licencing & Inspection of Vehicles	17,140	1,570	15,000	13,050	13,050	13,050
0541990	Operation of Facilities or Other Services	1,313,296	496,997	945,300	13,002,411	13,002,411	13,002,411
0542810	Vector Control	516,033	297,545	500,000	335,000	335,000	335,000
0543111	Bulk Waste Program	1,351,460	303,937	500,000	435,000	435,000	435,000
0581900	Fees & Other Charges	3,958	1,187	5,000	104,350	104,350	104,350
SUB-TOT Other Contractual Services/Family Island Dev.		17,537,190	12,062,721	13,985,300	27,806,163	27,796,163	27,796,163
BLOCK60 SUPPLIES & MATERIALS							
0611100	Office Supplies & Stationery	0	0	0	47,120	47,120	47,120
0611200	Newspapers, Periodicals, Magazines, Etc.	1,147	1,169	2,000	1,740	1,740	1,740
0611300	Cleaning & Toilet Supplies	0	0	0	92,160	92,160	92,160
0611400	Computer Software Supplies & Solutions	0	0	1,000	1,000	1,000	1,000
0611700	Other Supplies & Materials	5,163	5,659	12,000	10,440	10,440	10,440
0612101	Staff Engagement	0	0	0	28,760	28,760	28,760
0612300	Food (for Human Consumption)	0	0	0	4,800	4,800	4,800
0612400	Ice & Drinking Water	0	0	0	22,600	22,600	22,600
0613100	Clothing & Clothing Supplies	2,049	583	15,000	13,050	13,050	13,050
0641300	Chemical Supplies	0	0	5,000	14,350	14,350	14,350
0642300	Laboratory Supplies	1,765	95	6,000	5,220	5,220	5,220
0682300	Minor Implements & Tools	0	218	8,000	6,960	6,960	6,960
SUB-TOT SUPPLIES & MATERIALS		10,124	7,724	49,000	248,200	248,200	248,200
BLOCK70 Acquisition, Constr. & Improvement of Capital Assets							
0711300	Computers, Business Machines & Related Equipment	0	0	5,000	4,350	4,350	4,350

[Head 065] DEPARTMENT OF ENVIRONMENTAL HEALTH SERVICES



ITEM	TITLE OF ITEM	PROVISIONAL EXPENDITURE		APPROVED ESTIMATES	ESTIMATES	PRELIMINARY FORECAST ESTIMATES	PRELIMINARY FORECAST ESTIMATES
		ACTUAL EXPENDITURE	(PROVISIONAL) EXPENDITURE				
		2016/2017 \$	JULY - MARCH 2017/2018 \$	2017/2018 \$	2018/2019 \$	2019/2020 \$	2020/2021 \$
0711400	Instruments & Apparatus Equipment	0	0	0	100,000	100,000	500,000
SUB-TOT Acquisition, Constr. & Improvement of Capital Assets		0	0	5,000	104,350	104,350	504,350
BLOCK80 Repairs, Maintenance & Upkeep of Capital Assets							
0811110	Transportation Equipment Upkeep	60,269	27,929	20,000	17,400	17,400	37,400
0811300	Maintenance-Comp./Bus. Machines&Equip	1,838	0	5,000	4,350	4,350	14,350
0811400	Upkeep & Maintenance of Instruments & Apparatus	870	56	9,000	7,830	7,830	17,830
0811500	Maintenance of Generators, A/C & Other Machinery	180	71	20,000	17,400	17,400	37,400
0811900	Solid Waste Machinery & Equipment Upkeep	1,616	587	5,000	4,350	4,350	4,350
0831770	Maintenance of Government Bldgs Program	10,587	4,931	25,000	21,750	21,750	71,750
SUB-TOT Repairs, Maintenance & Upkeep of Capital Assets		75,360	33,574	84,000	73,080	73,080	183,080
BLOCK90 Grants, Fixed Charges & Special Financial Transactions							
0982300	VAT Expenses	0	0	1,000	1,000	1,000	1,000
BLOCK90 Grants, Fixed Charges & Special Financial Transactions		0	0	1,000	1,000	1,000	1,000
BLOCK99 ITEMS NOT REPEATED							
0999900	Items Not Repeated	800	0	60,000	0	0	0
BLOCK99 ITEMS NOT REPEATED		800	0	60,000	0	0	0
OTHER CHARGES		18,031,534	12,351,622	14,606,600	28,677,163	28,667,163	29,202,163
DEPT OF ENVIRONMENTAL HEALTH SERVICES TOTAL EXPENSES		34,045,754	24,517,895	31,107,700	44,778,835	45,940,405	46,672,954

THE ACCOUNTING OFFICER FOR THIS HEAD IS THE DIRECTOR

[Head 067] MINISTRY OF TOURISM & AVIATION



ITEM	TITLE OF ITEM	PROVISIONAL	EXPENDITURE	APPROVED		PRELIMINARY	PRELIMINARY
		ACTUAL	(PROVISIONAL)	ESTIMATES	ESTIMATES	FORECAST	FORECAST
		EXPENDITURE	JULY - MARCH			ESTIMATES	ESTIMATES
	2016/2017	2017/2018	2017/2018	2018/2019	2019/2020	2020/2021	
	\$	\$	\$	\$	\$	\$	
BLOCK01 Personal Emoluments							
0011000	Salary-Permanent/Pensionable (Monthly)	9,446,307	7,044,820	7,630,000	9,546,000	9,546,000	9,546,000
0011100	Salary Contract Workers (Monthly)	6,395,917	5,961,506	10,454,000	10,454,000	10,454,000	10,454,000
0016200	Honoraria	0	0	0	15,000	15,000	15,000
0017100	Overtime - Monthly Employees (General)	0	0	0	300,984	300,984	300,984
SUB-TOT Personal Emoluments		15,842,224	13,006,326	18,084,000	20,315,984	20,315,984	20,315,984
BLOCK02 Allowances							
0021200	Housing Allowance	0	0	0	600,000	600,000	600,000
0025200	Transport/Drivers Allowance (Payroll)	0	0	0	500	500	500
0028100	Duty Allowance	0	0	0	60,000	60,000	60,000
0028300	Responsibility Allowance	0	0	0	180,000	180,000	180,000
0029510	Clothing Allowance	0	0	0	30,000	30,000	30,000
0029700	Other Allowances	0	0	0	100,000	100,000	100,000
SUB-TOT Allowances		0	0	0	970,500	970,500	970,500
PERSONAL EMOLUMENTS & ALLOWANCES		15,842,224	13,006,326	18,084,000	21,286,484	21,286,484	21,286,484
OTHER CHARGES							
BLOCK10 Travel & Subsistence							
0101300	Mileage In The Bahamas	0	0	0	180,000	180,000	180,000
SUB-TOT Travel & Subsistence		0	0	0	180,000	180,000	180,000
BLOCK60 SUPPLIES & MATERIALS							
0612101	Staff Engagement	0	0	0	16,800	16,800	16,800
SUB-TOT SUPPLIES & MATERIALS		0	0	0	16,800	16,800	16,800
BLOCK70 Acquisition, Constr. & Improvement of Capital Assets							
0712100	Office Furniture, Furnishings & Fixtures	0	0	0	600,000	600,000	600,000
SUB-TOT Acquisition, Constr. & Improvement of Capital Assets		0	0	0	600,000	600,000	600,000
BLOCK90 Grants, Fixed Charges & Special Financial Transactions							
0911993	Operation - The Gaming Board	0	0	0	6,342,544	6,342,544	6,342,544
0911995	Bahamas Civil Aviation Authority	0	14,745,705	17,076,128	18,504,601	18,504,601	18,504,601
0914201	Operation - Ministry of Tourism	77,726,131	30,122,419	50,967,706	49,744,846	49,744,846	49,744,846
0914202	Tourism Contractual Obligations	0	0	0	1,500,000	1,500,000	1,500,000
0917100	Operational Expenses - Airport Authority	0	4,136,992	6,197,563	6,177,806	6,177,806	6,177,806
0919220	Bahamasair Holdings Ltd.	0	11,100,215	14,850,000	13,365,000	13,365,000	14,850,000

[Head 067] MINISTRY OF TOURISM & AVIATION



ITEM	TITLE OF ITEM	PROVISIONAL EXPENDITURE		APPROVED ESTIMATES	ESTIMATES	PRELIMINARY FORECAST ESTIMATES	PRELIMINARY FORECAST ESTIMATES
		ACTUAL EXPENDITURE	(PROVISIONAL) EXPENDITURE				
		2016/2017 \$	JULY - MARCH 2017/2018 \$	2017/2018 \$	2018/2019 \$	2019/2020 \$	2020/2021 \$
0919222	Nassau Flight Services	0	1,499,994	2,000,000	1,800,000	1,800,000	2,000,000
0919230	Hotel Corporation of the Bahamas	853,750	750,000	1,000,000	562,488	500,000	500,000
0982300	VAT Expenses	369	0	1,000	1,000	1,000	1,000
BLOCK90 Grants, Fixed Charges & Special Financial Transactions		78,580,250	62,355,325	92,092,397	97,998,285	97,935,797	99,620,797
OTHER CHARGES		78,580,250	62,355,325	92,092,397	98,795,085	98,732,597	100,417,597
MINISTRY OF TOURISM & AVIATION TOTAL EXPENSES		94,422,474	75,361,651	110,176,397	120,081,569	120,019,081	121,704,081

THE ACCOUNTING OFFICER FOR THIS HEAD IS THE PERMANENT SECRETARY



ITEM	TITLE OF ITEM	PROVISIONAL	EXPENDITURE	APPROVED		PRELIMINARY	PRELIMINARY
		ACTUAL	(PROVISIONAL)	ESTIMATES	ESTIMATES	FORECAST	FORECAST
		EXPENDITURE	JULY - MARCH			ESTIMATES	ESTIMATES
	2016/2017	2017/2018	2017/2018	2018/2019	2019/2020	2020/2021	
	\$	\$	\$	\$	\$	\$	\$
BLOCK01 Personal Emoluments							
0011000	Salary-Permanent/Pensionable (Monthly)	2,359,639	1,991,118	2,200,000	2,209,448	2,167,237	2,840,215
0011100	Salary Contract Workers (Monthly)	304,647	10,955	179,000	704,940	644,940	644,940
0017100	Overtime - Monthly Employees (General)	0	0	0	73,720	73,720	73,720
SUB-TOT Personal Emoluments		2,664,286	2,002,073	2,379,000	2,988,108	2,885,897	3,558,875
BLOCK02 Allowances							
0025200	Transport/Drivers Allowance (Payroll)	2,567	292	3,600	3,600	3,600	3,600
0028100	Duty Allowance	4,946	4,750	5,000	5,000	5,000	5,000
0028300	Responsibility Allowance	28,489	16,667	20,000	23,000	23,000	23,000
0028400	Acting Allowance	810	5,042	14,400	5,900	5,900	5,900
0028500	Personal Allowance	0	0	2,000	15,500	15,500	15,500
0029510	Clothing Allowance	0	0	500	500	500	500
SUB-TOT Allowances		36,812	26,751	45,500	53,500	53,500	53,500
PERSONAL EMOLUMENTS & ALLOWANCES		2,701,098	2,028,824	2,424,500	3,041,608	2,939,397	3,612,375
OTHER CHARGES							
BLOCK10 Travel & Subsistence							
0101100	Transport of Persons Within The Bahamas	0	0	0	11,904	11,904	11,904
0101200	Subsistence For Travellers In The Bahamas	510	7,876	15,000	15,000	15,000	15,000
0101300	Mileage In The Bahamas	29,050	22,500	45,000	45,000	45,000	45,000
0101400	Incidental Travel Expenses In The Bahamas	90	1,250	3,300	3,300	3,300	3,300
0102100	Transport of Persons Outside The Bahamas	0	0	0	24,000	24,000	24,000
0102200	Subsistence For Travellers Out The Bahamas	13,063	5,480	20,000	12,000	12,000	12,000
0102400	Incidental Travel Expenses Outside The Bahamas	2,100	1,125	2,750	2,250	2,250	2,250
SUB-TOT Travel & Subsistence		44,813	38,231	86,050	113,454	113,454	113,454
BLOCK20 Transportation of Things							
0201100	Local Transportation of Goods	0	15	1,000	300	300	300
SUB-TOT Transportation of Things		0	15	1,000	300	300	300
BLOCK30 Rent, Communication & Utilities							
0301120	Rent - Living Accommodation (General)	6,220	5,600	9,600	9,600	9,600	9,600
SUB-TOT Rent, Communication & Utilities		6,220	5,600	9,600	9,600	9,600	9,600
BLOCK40 Printing & Reproduction							
0401100	Printing & Duplication	0	0	0	3,000	3,000	3,000



ITEM	TITLE OF ITEM	PROVISIONAL EXPENDITURE		APPROVED ESTIMATES	ESTIMATES	PRELIMINARY FORECAST ESTIMATES	PRELIMINARY FORECAST ESTIMATES
		ACTUAL EXPENDITURE	(PROVISIONAL) EXPENDITURE				
		2016/2017 \$	JULY - MARCH 2017/2018 \$	2017/2018 \$	2018/2019 \$	2019/2020 \$	2020/2021 \$
SUB-TOT Printing & Reproduction		0	0	0	3,000	3,000	3,000
BLOCK50 Other Contractual Services/Family Island Dev.							
0511100	Publication of Notices, Ads & Broadcast Time	0	0	1,000	14,638	14,638	2,000
0521100	Development Contracts	2,797	0	10,000	7,000	7,000	7,000
0522400	Wkshops,Conferences,Seminars,Meetings & Exhibits	943	0	2,000	1,000	1,000	1,000
0522800	Tuition, Training, In-service Awards, Subsistence	0	0	8,000	8,000	8,000	8,000
0524100	Licencing & Inspection of Vehicles	780	780	2,900	2,900	2,900	2,900
0541990	Operation of Facilities or Other Services	2,585	561	6,000	6,000	6,000	6,000
0542550	Security Services Contract	0	0	0	264,000	264,000	264,000
0553240	Skills for Current and Future Jobs in The Bahamas	0	0	0	1,000,000	1,000,000	1,000,000
0581900	Fees & Other Charges	13,257	10,358	19,300	19,300	19,300	19,300
SUB-TOT Other Contractual Services/Family Island Dev.		20,362	11,699	49,200	1,322,838	1,322,838	1,310,200
BLOCK60 SUPPLIES & MATERIALS							
0611100	Office Supplies & Stationery	0	0	0	6,400	6,400	6,400
0611200	Newspapers, Periodicals, Magazines, Etc.	1,560	1,012	4,000	4,000	4,000	4,000
0611300	Cleaning & Toilet Supplies	0	0	0	4,000	4,000	4,000
0611700	Other Supplies & Materials	1,746	774	2,500	6,747	6,747	6,747
0612101	Staff Engagement	0	0	0	2,600	2,600	2,600
0612300	Food (for Human Consumption)	0	0	0	8,000	8,000	8,000
0612400	Ice & Drinking Water	0	0	0	8,000	8,000	8,000
0613100	Clothing & Clothing Supplies	128	96	1,500	1,500	1,500	1,500
SUB-TOT SUPPLIES & MATERIALS		3,434	1,882	8,000	41,247	41,247	41,247
BLOCK80 Repairs, Maintenance & Upkeep of Capital Assets							
0831770	Maintenance of Government Bldgs Program	110	0	1,000	1,000	1,000	1,000
0839200	Demolition of Dilapidated Buildings	0	0	0	380,000	380,000	680,000
SUB-TOT Repairs, Maintenance & Upkeep of Capital Assets		110	0	1,000	381,000	381,000	681,000
BLOCK90 Grants, Fixed Charges & Special Financial Transactions							
0911539	Consumer Welfare Affairs Unit	42,753	17,880	50,000	77,000	77,000	77,000
0911716	National Tripartite Secretariat	0	7,475	30,000	30,000	30,000	30,000
0911747	Consumer Protection Authority	139,561	125,000	125,000	175,000	175,000	125,000
0911748	National Training Agency	935,200	689,100	930,000	985,000	985,000	985,000
0911902	Price Commission	10,999	8,717	40,000	25,000	25,000	25,000
0911917	Bahamas National Standards Bureau	0	0	0	300,000	300,000	300,000
0982300	VAT Expenses	381	541	2,500	2,500	2,500	2,500
BLOCK90 Grants, Fixed Charges & Special Financial Transactions		1,128,894	848,713	1,177,500	1,594,500	1,594,500	1,544,500
BLOCK99 ITEMS NOT REPEATED							

[Head 070] MINISTRY OF LABOUR



ITEM	TITLE OF ITEM	PROVISIONAL EXPENDITURE				PRELIMINARY	PRELIMINARY
		ACTUAL	(PROVISIONAL)	APPROVED		FORECAST	FORECAST
		EXPENDITURE	EXPENDITURE	ESTIMATES	ESTIMATES	ESTIMATES	ESTIMATES
		JULY - MARCH					
		2016/2017	2017/2018	2017/2018	2018/2019	2019/2020	2020/2021
		\$	\$	\$	\$	\$	\$
0999900	Items Not Repeated	3,750	0	1,200	0	0	0
BLOCK99 ITEMS NOT REPEATED		3,750	0	1,200	0	0	0
OTHER CHARGES		1,207,583	906,140	1,333,550	3,465,939	3,465,939	3,703,301
MINISTRY OF LABOUR TOTAL EXPENSES		3,908,681	2,934,964	3,758,050	6,507,547	6,405,336	7,315,676

THE ACCOUNTING OFFICER FOR THIS HEAD IS THE PERMANENT SECRETARY

[Head 072] MINISTRY OF THE ENVIRONMENT & HOUSING



ITEM	TITLE OF ITEM	PROVISIONAL EXPENDITURE		APPROVED ESTIMATES	ESTIMATES	PRELIMINARY FORECAST ESTIMATES	PRELIMINARY FORECAST ESTIMATES
		ACTUAL EXPENDITURE	(PROVISIONAL) EXPENDITURE				
		2016/2017 \$	JULY - MARCH 2017/2018 \$	2017/2018 \$	2018/2019 \$	2019/2020 \$	2020/2021 \$
BLOCK01 Personal Emoluments							
0011000	Salary-Permanent/Pensionable (Monthly)	1,760,850	5,098,687	5,038,800	5,791,994	5,791,994	5,791,994
0011100	Salary Contract Workers (Monthly)	297,555	408,181	695,200	695,200	695,200	695,200
0015100	Regular Weekly Wages	0	1,668,689	3,666,000	3,666,000	3,666,000	3,666,000
0016200	Honoraria	3,000	2,100	2,500	42,000	42,000	42,000
0017100	Overtime - Monthly Employees (General)	0	0	0	5,000	5,000	5,000
SUB-TOT Personal Emoluments		2,061,405	7,177,657	9,402,500	10,200,194	10,200,194	10,200,194
BLOCK02 Allowances							
0021200	Housing Allowance	0	0	5,000	4,500	4,500	4,500
0021700	Scarcity Allowance	0	0	5,000	4,500	4,500	4,500
0025100	Mileage Allowance	102	0	1,000	900	900	900
0025200	Transport/Drivers Allowance (Payroll)	0	0	4,000	3,600	3,600	3,600
0028100	Duty Allowance	18,783	12,500	52,600	47,340	47,340	47,340
0028300	Responsibility Allowance	28,640	20,751	32,800	32,800	32,800	32,800
0028400	Acting Allowance	2,589	13,341	4,000	3,600	3,600	3,600
0029100	Hazard Allowance (Civilian Staff)	90,077	614,461	1,000,000	900,000	900,000	900,000
0029510	Clothing Allowance	0	0	500	450	450	450
0029520	Uniform Allowance	458	375	1,000	900	900	900
SUB-TOT Allowances		140,649	661,428	1,105,900	998,590	998,590	998,590
PERSONAL EMOLUMENTS & ALLOWANCES		2,202,054	7,839,085	10,508,400	11,198,784	11,198,784	11,198,784
OTHER CHARGES							
BLOCK10 Travel & Subsistence							
0101100	Transport of Persons Within The Bahamas	0	0	0	11,120	11,120	11,210
0101200	Subsistence For Travellers In The Bahamas	0	410	7,000	6,300	6,300	6,300
0101300	Mileage In The Bahamas	0	0	500	450	450	450
0102100	Transport of Persons Outside The Bahamas	0	0	0	32,000	32,000	32,000
0102200	Subsistence For Travellers Out The Bahamas	5,090	2,000	13,000	11,700	11,700	11,700
SUB-TOT Travel & Subsistence		5,090	2,410	20,500	61,570	61,570	61,660
BLOCK40 Printing & Reproduction							
0401100	Printing & Duplication	0	0	0	14,240	14,240	39,240
SUB-TOT Printing & Reproduction		0	0	0	14,240	14,240	39,240
BLOCK50 Other Contractual Services/Family Island Dev.							
0511100	Publication of Notices, Ads & Broadcast Time	715	800	1,000	900	900	900
0521100	Development Contracts	31,006	25,733	50,000	1,004,500	45,000	45,000
0522400	Wkshps,Conferences,Seminars,Meetings & Exhibits	4,106	4,383	8,000	7,200	7,200	7,200

[Head 072] MINISTRY OF THE ENVIRONMENT & HOUSING



ITEM	TITLE OF ITEM	PROVISIONAL EXPENDITURE		APPROVED ESTIMATES	ESTIMATES	PRELIMINARY FORECAST ESTIMATES	PRELIMINARY FORECAST ESTIMATES
		ACTUAL EXPENDITURE	(PROVISIONAL) EXPENDITURE				
		2016/2017 \$	JULY - MARCH 2017/2018 \$	2017/2018 \$	2018/2019 \$	2019/2020 \$	2020/2021 \$
0522800	Tuition, Training, In-service Awards, Subsistence	5,831	-71	15,000	13,500	13,500	13,500
0524100	Licencing & Inspection of Vehicles	2,535	780	2,500	2,500	2,500	2,500
0541990	Operation of Facilities or Other Services	5,769	5,297	15,000	13,500	15,000	15,000
0581900	Fees & Other Charges	35,868	8,545	15,000	13,500	13,500	13,500
SUB-TOT Other Contractual Services/Family Island Dev.		85,830	45,467	106,500	1,055,600	97,600	97,600
BLOCK60 SUPPLIES & MATERIALS							
0611100	Office Supplies & Stationery	0	0	0	23,460	23,460	23,460
0611200	Newspapers, Periodicals, Magazines, Etc.	1,238	2,304	2,500	2,500	2,500	2,500
0611300	Cleaning & Toilet Supplies	0	0	0	11,200	11,200	11,200
0611400	Computer Software Supplies & Solutions	760	108	9,000	8,100	8,100	8,100
0611700	Other Supplies & Materials	7,375	6,770	5,500	4,950	4,950	4,950
0612101	Staff Engagement	0	0	0	20,600	20,600	20,600
0612300	Food (for Human Consumption)	0	0	0	6,528	6,528	6,528
0612400	Ice & Drinking Water	0	0	0	5,075	5,075	5,075
0613100	Clothing & Clothing Supplies	358	524	1,000	900	900	900
0658100	Instructional Materials & Supplies	0	0	1,500	1,350	1,350	1,350
0682300	Minor Implements & Tools	31	0	1,300	1,170	1,170	1,170
SUB-TOT SUPPLIES & MATERIALS		9,762	9,706	20,800	85,833	85,833	85,833
BLOCK80 Repairs, Maintenance & Upkeep of Capital Assets							
0811110	Transportation Equipment Upkeep	2,268	1,446	5,000	5,000	5,000	15,000
0811300	Maintenance-Comp./Bus. Machines&Equip	925	1,083	3,000	3,000	3,000	3,000
0811400	Upkeep & Maintenance of Instruments & Apparatus	0	175	1,200	1,080	1,080	1,080
0822100	Land & Ground Improvements of Roundabouts	49,999	25,822	50,000	45,000	45,000	45,000
SUB-TOT Repairs, Maintenance & Upkeep of Capital Assets		53,192	28,526	59,200	54,080	54,080	64,080
BLOCK90 Grants, Fixed Charges & Special Financial Transactions							
0911514	Bahamas National Pride Association	31,680	23,760	36,000	32,400	32,400	32,400
0911921	BNGIS - Operational Expenses	58,651	44,274	85,000	76,500	76,500	76,500
0911959	The Bahamas Public Parks and Beaches Authority	26,100,000	8,783,500	7,000,000	13,850,000	13,850,000	13,850,000
0911964	Operational Expenses Forestry Unit	119,126	49,715	153,300	288,300	153,300	153,300
0911965	Energy Efficient Residential Lighting Programme	13,551	200	20,000	20,000	20,000	20,000
0912501	International Conferences	11,224	5,332	30,000	80,000	80,000	80,000
0982300	VAT Expenses	0	18	1,000	1,000	1,000	1,000
BLOCK90 Grants, Fixed Charges & Special Financial Transactions		26,334,232	8,906,799	7,325,300	14,348,200	14,213,200	14,213,200
BLOCK99 ITEMS NOT REPEATED							
0999900	Items Not Repeated	95,006	10,606	85,000	0	0	0
BLOCK99 ITEMS NOT REPEATED		95,006	10,606	85,000	0	0	0

[Head 072] MINISTRY OF THE ENVIRONMENT & HOUSING



ITEM	TITLE OF ITEM	PROVISIONAL EXPENDITURE			PRELIMINARY FORECAST ESTIMATES	PRELIMINARY FORECAST ESTIMATES	
		ACTUAL EXPENDITURE	(PROVISIONAL) EXPENDITURE	APPROVED ESTIMATES			
		2016/2017	JULY - MARCH 2017/2018	2017/2018			
		\$	\$	\$	\$	\$	
	OTHER CHARGES	26,583,112	9,003,514	7,617,300	15,619,523	14,526,523	14,561,613
	MINISTRY OF THE ENVIRONMENT & HOUSING TOTAL EXPENSES	28,785,166	16,842,599	18,125,700	26,818,307	25,725,307	25,760,397

THE ACCOUNTING OFFICER FOR THIS HEAD IS THE PERMANENT SECRETARY

[Head 073] DEPARTMENT OF INFORMATION TECHNOLOGY



ITEM	TITLE OF ITEM	PROVISIONAL	EXPENDITURE	APPROVED		PRELIMINARY	PRELIMINARY
		ACTUAL	(PROVISIONAL)	ESTIMATES	ESTIMATES	FORECAST	FORECAST
		EXPENDITURE	JULY - MARCH			ESTIMATES	ESTIMATES
	2016/2017	2017/2018	2017/2018	2018/2019	2019/2020	2020/2021	
	\$	\$	\$	\$	\$	\$	
BLOCK01 Personal Emoluments							
0011000	Salary-Permanent/Pensionable (Monthly)	2,567,188	2,046,233	2,714,300	2,740,426	2,766,426	2,792,426
0017100	Overtime - Monthly Employees (General)	0	0	0	5,000	5,000	5,000
SUB-TOT Personal Emoluments		2,567,188	2,046,233	2,714,300	2,745,426	2,771,426	2,797,426
BLOCK02 Allowances							
0021700	Scarcity Allowance	10,000	7,500	15,000	15,000	15,000	15,000
0025100	Mileage Allowance	2,200	1,600	10,000	33,600	33,600	33,600
0028300	Responsibility Allowance	0	0	2,500	2,500	2,500	2,500
SUB-TOT Allowances		12,200	9,100	27,500	51,100	51,100	51,100
PERSONAL EMOLUMENTS & ALLOWANCES		2,579,388	2,055,333	2,741,800	2,796,526	2,822,526	2,848,526
OTHER CHARGES							
BLOCK10 Travel & Subsistence							
0101100	Transport of Persons Within The Bahamas	0	0	0	15,000	15,000	15,000
0101200	Subsistence For Travellers In The Bahamas	712	2,505	4,000	14,400	14,400	14,400
0102100	Transport of Persons Outside The Bahamas	0	0	0	26,358	26,358	26,358
0102200	Subsistence For Travellers Out The Bahamas	0	0	480	66,999	66,999	66,999
SUB-TOT Travel & Subsistence		712	2,505	4,480	122,757	122,757	122,757
BLOCK30 Rent, Communication & Utilities							
0302201	GWAN Maintenance Fees	0	0	0	5,000,000	5,000,000	5,000,000
0302202	Operation of Data Centers	0	0	0	4,000,000	4,000,000	4,000,000
SUB-TOT Rent, Communication & Utilities		0	0	0	9,000,000	9,000,000	9,000,000
BLOCK40 Printing & Reproduction							
0401100	Printing & Duplication	0	0	0	3,200	3,200	3,200
0401200	Binding Operations	0	0	0	40,000	40,000	40,000
0401400	Microfilming	0	0	0	32,000	32,000	32,000
SUB-TOT Printing & Reproduction		0	0	0	75,200	75,200	75,200
BLOCK50 Other Contractual Services/Family Island Dev.							
0521100	Development Contracts	10,634	7,180	11,900	500,000	500,000	500,000
0522400	Wkshops,Conferences,Seminars,Meetings & Exhibits	355	946	600	600,000	600,000	600,000
0522800	Tuition, Training, In-service Awards, Subsistence	19	0	400	50,000	50,000	50,000
0524100	Licencing & Inspection of Vehicles	195	0	260	260	260	260
0541630	Maintenance of Photocopying Machines	0	0	0	2,500,000	2,500,000	2,500,000

[Head 073] DEPARTMENT OF INFORMATION TECHNOLOGY



ITEM	TITLE OF ITEM	PROVISIONAL EXPENDITURE		APPROVED ESTIMATES	ESTIMATES	PRELIMINARY FORECAST ESTIMATES	PRELIMINARY FORECAST ESTIMATES
		ACTUAL EXPENDITURE	(PROVISIONAL) EXPENDITURE				
		2016/2017 \$	JULY - MARCH 2017/2018 \$	2017/2018 \$	2018/2019 \$	2019/2020 \$	2020/2021 \$
SUB-TOT Other Contractual Services/Family Island Dev.		11,203	8,126	13,160	3,650,260	3,650,260	3,650,260
BLOCK60 SUPPLIES & MATERIALS							
0611100	Office Supplies & Stationery	0	0	0	12,000	12,000	12,000
0611200	Newspapers, Periodicals, Magazines, Etc.	0	0	100	1,200	1,200	1,200
0611300	Cleaning & Toilet Supplies	0	0	0	6,400	6,400	6,400
0611400	Computer Software Supplies & Solutions	0	0	0	500,000	500,000	1,000,000
0611700	Other Supplies & Materials	1,390	925	2,500	2,500	2,500	2,500
0612101	Staff Engagement	0	0	0	2,880	2,880	2,880
0612300	Food (for Human Consumption)	0	0	0	2,300	2,300	2,300
0612400	Ice & Drinking Water	0	0	0	1,600	1,600	1,600
SUB-TOT SUPPLIES & MATERIALS		1,390	925	2,600	528,880	528,880	1,028,880
BLOCK70 Acquisition, Constr. & Improvement of Capital Assets							
0711300	Computers, Business Machines & Related Equipment	0	0	0	1,500,000	1,500,000	3,500,000
SUB-TOT Acquisition, Constr. & Improvement of Capital Assets		0	0	0	1,500,000	1,500,000	3,500,000
BLOCK80 Repairs, Maintenance & Upkeep of Capital Assets							
0811110	Transportation Equipment Upkeep	2,914	636	5,900	5,900	5,900	15,900
0811300	Maintenance-Comp./Bus. Machines&Equip	469	0	1,100	1,100	1,100	1,100
SUB-TOT Repairs, Maintenance & Upkeep of Capital Assets		3,383	636	7,000	7,000	7,000	17,000
BLOCK90 Grants, Fixed Charges & Special Financial Transactions							
0911180	Cadet Programme	17,885	5,812	19,630	19,630	19,630	19,630
BLOCK90 Grants, Fixed Charges & Special Financial Transactions		17,885	5,812	19,630	19,630	19,630	19,630
OTHER CHARGES		34,573	18,004	46,870	14,903,727	14,903,727	17,413,727
DEPARTMENT OF INFORMATION TECHNOLOGY TOTAL EXPENSES		2,613,961	2,073,337	2,788,670	17,700,253	17,726,253	20,262,253

THE ACCOUNTING OFFICER FOR THIS HEAD IS THE DIRECTOR



ITEM	TITLE OF ITEM	PROVISIONAL EXPENDITURE		APPROVED ESTIMATES	ESTIMATES	PRELIMINARY FORECAST ESTIMATES	PRELIMINARY FORECAST ESTIMATES
		ACTUAL EXPENDITURE	(PROVISIONAL) EXPENDITURE				
		2016/2017 \$	JULY - MARCH 2017/2018 \$	2017/2018 \$	2018/2019 \$	2019/2020 \$	2020/2021 \$
BLOCK01 Personal Emoluments							
0011000	Salary-Permanent/Pensionable (Monthly)	649,785	505,439	555,000	755,000	755,000	755,000
0011100	Salary Contract Workers (Monthly)	1,329,933	336,553	2,000,000	519,000	519,000	519,000
0015300	Special Employment Projects	1,521,338	774,950	2,000,000	1,500,000	1,500,000	1,500,000
0017100	Overtime - Monthly Employees (General)	0	0	0	5,000	5,000	5,000
SUB-TOT Personal Emoluments		3,501,056	1,616,942	4,555,000	2,779,000	2,779,000	2,779,000
BLOCK02 Allowances							
0021200	Housing Allowance	22,424	7,500	36,000	42,000	42,000	42,000
0021400	Disturbance Allowance/Geographical	5,900	2,800	8,400	8,400	8,400	8,400
0028100	Duty Allowance	5,288	4,815	10,500	10,500	10,500	10,500
0028300	Responsibility Allowance	20,683	17,288	30,400	30,400	30,400	30,400
0028400	Acting Allowance	0	0	11,600	11,600	11,600	11,600
SUB-TOT Allowances		54,295	32,403	96,900	102,900	102,900	102,900
PERSONAL EMOLUMENTS & ALLOWANCES		3,555,351	1,649,345	4,651,900	2,881,900	2,881,900	2,881,900
OTHER CHARGES							
BLOCK10 Travel & Subsistence							
0101100	Transport of Persons Within The Bahamas	0	0	0	45,942	45,942	45,942
0101200	Subsistence For Travellers In The Bahamas	9,836	6,581	11,000	11,000	11,000	11,000
0102100	Transport of Persons Outside The Bahamas	0	0	0	10,000	10,000	10,000
0102200	Subsistence For Travellers Out The Bahamas	0	1,300	2,000	2,000	2,000	2,000
SUB-TOT Travel & Subsistence		9,836	7,881	13,000	68,942	68,942	68,942
BLOCK20 Transportation of Things							
0201100	Local Transportation of Goods	368	304	500	500	500	500
0201200	Freight & Express	1,791	1,483	2,300	2,300	2,300	2,300
SUB-TOT Transportation of Things		2,159	1,787	2,800	2,800	2,800	2,800
BLOCK30 Rent, Communication & Utilities							
0302100	Postage, Postal Machines & Services	215	85	500	500	500	500
0303100	Electricity	3,273,202	3,444,603	4,500,000	5,000,000	4,500,000	4,700,000
0303200	Street Lighting	93,065	78,655	120,000	480,000	480,000	480,000
0303300	Water Supply	682,830	389,469	400,000	1,400,000	1,400,000	1,400,000
0304110	Gasoline	81,605	80,834	100,000	100,000	100,000	100,000
SUB-TOT Rent, Communication & Utilities		4,130,917	3,993,646	5,120,500	6,980,500	6,480,500	6,680,500
BLOCK40 Printing & Reproduction							



ITEM	TITLE OF ITEM	PROVISIONAL	EXPENDITURE	APPROVED		PRELIMINARY	PRELIMINARY
		ACTUAL	(PROVISIONAL)	ESTIMATES	ESTIMATES	FORECAST	FORECAST
		EXPENDITURE	EXPENDITURE	ESTIMATES	ESTIMATES	ESTIMATES	ESTIMATES
		JULY - MARCH					
		2016/2017	2017/2018	2017/2018	2018/2019	2019/2020	2020/2021
		\$	\$	\$	\$	\$	\$
0401100	Printing & Duplication	1,477	841	2,000	50,000	50,000	150,000
SUB-TOT Printing & Reproduction		1,477	841	2,000	50,000	50,000	150,000
BLOCK50 Other Contractual Services/Family Island Dev.							
0511100	Publication of Notices, Ads & Broadcast Time	2,904	959	4,000	4,000	4,000	4,000
0515401	Grand Bahama Investment	162,528	19,971	500,000	300,000	300,000	300,000
0521100	Development Contracts	386,322	130,824	500,000	500,000	500,000	600,000
0522400	Wkshops,Conferences,Seminars,Meetings & Exhibits	2,253	565	5,000	5,000	5,000	5,000
0524100	Licencing & Inspection of Vehicles	2,473	1,755	3,000	3,000	3,000	3,000
0525200	Grand Bahama Technology Hub Initiative	0	0	0	300,000	300,000	300,000
0541911	Special Maintenance Contracts	2,689	3,282	6,000	6,000	6,000	6,000
0541990	Operation of Facilities or Other Services	6,278	6,396	10,000	10,000	10,000	10,000
0542420	National Events	76,748	33,650	150,000	150,000	150,000	150,000
0581900	Fees & Other Charges	8,074	4,879	12,000	12,000	12,000	12,000
SUB-TOT Other Contractual Services/Family Island Dev.		650,269	202,281	1,190,000	1,290,000	1,290,000	1,390,000
BLOCK60 SUPPLIES & MATERIALS							
0611100	Office Supplies & Stationery	1,627	73,698	200,000	200,000	200,000	300,000
0611200	Newspapers, Periodicals, Magazines, Etc.	3,566	3,016	5,000	5,000	5,000	5,000
0611300	Cleaning & Toilet Supplies	0	28,426	180,000	100,000	100,000	200,000
0611400	Computer Software Supplies & Solutions	1,011	537	2,500	2,500	2,500	2,500
0612101	Staff Engagement	0	0	0	4,000	4,000	4,000
0612400	Ice & Drinking Water	0	19,516	85,000	50,000	50,000	50,000
SUB-TOT SUPPLIES & MATERIALS		6,204	125,193	472,500	361,500	361,500	561,500
BLOCK70 Acquisition, Constr. & Improvement of Capital Assets							
0791270	Small and Medium Size Businesses Support	0	210,122	1,000,000	250,000	250,000	250,000
SUB-TOT Acquisition, Constr. & Improvement of Capital Assets		0	210,122	1,000,000	250,000	250,000	250,000
BLOCK80 Repairs, Maintenance & Upkeep of Capital Assets							
0811110	Transportation Equipment Upkeep	4,219	8,341	25,000	25,000	25,000	75,000
0811300	Maintenance-Comp./Bus. Machines&Equip	0	0	400	400	400	400
0811500	Maintenance of Generators, A/C & Other Machinery	4,623	4,198	7,200	7,200	7,200	7,200
0822100	Land & Ground Improvements of Roundabouts	7,300	16,857	15,000	15,000	15,000	15,000
0831770	Maintenance of Government Bldgs Program	92,621	29,082	200,000	100,000	100,000	200,000
SUB-TOT Repairs, Maintenance & Upkeep of Capital Assets		108,763	58,478	247,600	147,600	147,600	297,600
BLOCK90 Grants, Fixed Charges & Special Financial Transactions							
0911312	Contribution - Family Island Regatta	6,600	0	10,000	10,000	10,000	10,000
0982300	VAT Expenses	0	0	1,000	1,000	1,000	1,000
0991200	Provision For Contingencies	980,784	419,531	700,000	500,000	500,000	600,000

[Head 074] MINISTRY FOR GRAND BAHAMA



ITEM	TITLE OF ITEM	PROVISIONAL EXPENDITURE				PRELIMINARY	PRELIMINARY
		ACTUAL	(PROVISIONAL)	APPROVED		FORECAST	FORECAST
		EXPENDITURE	EXPENDITURE	ESTIMATES	ESTIMATES	ESTIMATES	ESTIMATES
		JULY - MARCH					
		2016/2017	2017/2018	2017/2018	2018/2019	2019/2020	2020/2021
		\$	\$	\$	\$	\$	\$
	BLOCK90 Grants, Fixed Charges & Special Financial Transactions	987,384	419,531	711,000	511,000	511,000	611,000
	BLOCK99 ITEMS NOT REPEATED						
	0999900 Items Not Repeated	2,717,778	10,700	44,000	0	0	0
	BLOCK99 ITEMS NOT REPEATED	2,717,778	10,700	44,000	0	0	0
	OTHER CHARGES	8,614,787	5,030,460	8,803,400	9,662,342	9,162,342	10,012,342
	MINISTRY FOR GRAND BAHAMA TOTAL EXPENSES	12,170,138	6,679,805	13,455,300	12,544,242	12,044,242	12,894,242

THE ACCOUNTING OFFICER FOR THIS HEAD IS THE PERMANENT SECRETARY

[Head 001-074] RECURRENT EXPENDITURE HEAD SUMMARY

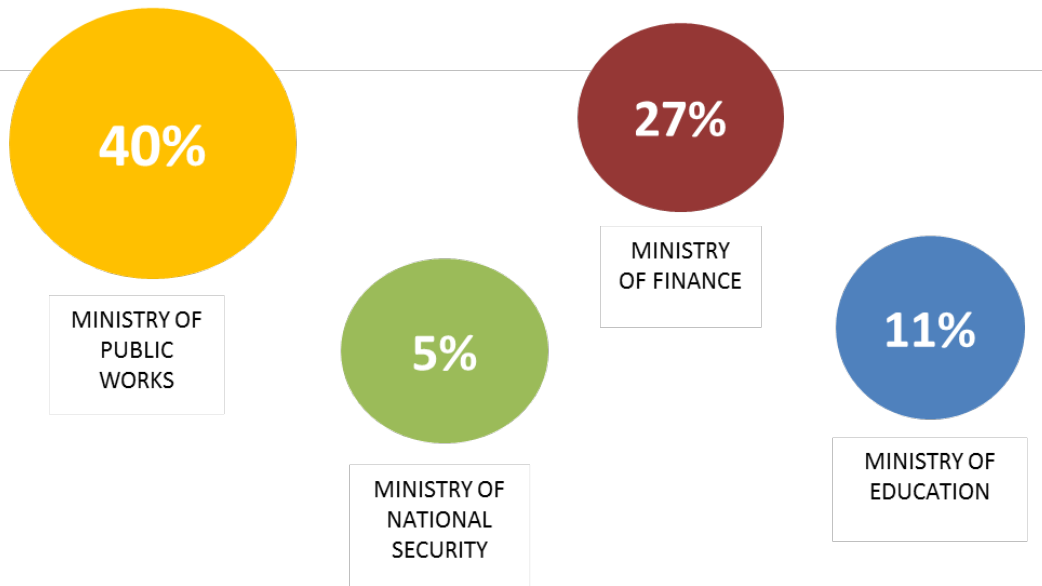
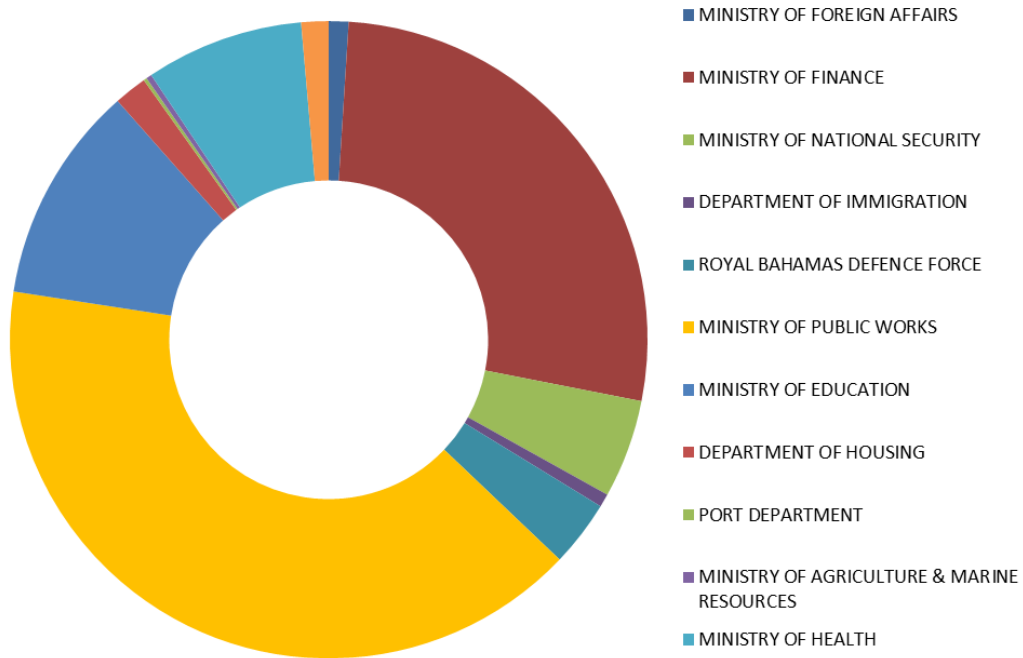


TITLE OF ITEM	PROVISIONAL EXPENDITURE		APPROVED ESTIMATES	ESTIMATES	PRELIMINARY	PRELIMINARY
	ACTUAL	(PROVISIONAL)			FORECAST	FORECAST
	EXPENDITURE	EXPENDITURE		ESTIMATES	ESTIMATES	
	2016/2017	JULY - MARCH 2017/2018	2017/2018	2018/2019	2019/2020	2020/2021
	\$	\$	\$	\$	\$	
GRAND TOTAL	2,469,411,616	1,547,321,370	2,243,068,781	2,635,683,569	2,599,994,319	2,606,645,149



ESTIMATES OF CAPITAL EXPENDITURE

Capital Expenditure Graph



HEAD NO.	DESCRIPTION	ESTIMATES 2018	%
013	MINISTRY OF FOREIGN AFFAIRS	3,000,000	1%
021	MINISTRY OF FINANCE	81,065,658	27%
029	MINISTRY OF NATIONAL SECURITY	14,950,000	5%
030	DEPARTMENT OF IMMIGRATION	2,000,000	1%
032	ROYAL BAHAMAS DEFENCE FORCE	10,050,000	3%
033	MINISTRY OF PUBLIC WORKS	120,672,350	40%
038	MINISTRY OF EDUCATION	33,110,000	11%
045	DEPARTMENT OF HOUSING	5,000,000	2%
053	PORT DEPARTMENT	500,000	0%
056	MINISTRY OF AGRICULTURE & MARINE RESOURCES	840,000	0%
060	MINISTRY OF HEALTH	24,000,000	8%
072	MINISTRY OF THE ENVIRONMENT & HOUSING	4,131,000	1%
		299,319,008	100%

SUMMARY OF AGENCIES CAPITAL DEVELOPMENT EXPENDITURE 2018/2019



HEAD	MINISTRY/DEPARTMENT	PROVISIONAL	EXPENDITURE	APPROVED	ESTIMATES	PRELIMINARY	PRELIMINARY
		ACTUAL	(PROVISIONAL)			FORECAST	FORECAST
		EXPENDITURE				ESTIMATES	ESTIMATES
		2016/2017	JULY - MARCH	2017/2018	2018/2019	2019/2020	2020/2021
		\$	\$	\$	\$	\$	\$
013	MINISTRY OF FOREIGN AFFAIRS	0	0	0	3,000,000	3,000,000	3,000,000
021	MINISTRY OF FINANCE	133,098,360	116,522,373	72,500,000	81,065,658	86,517,045	81,517,045
029	MINISTRY OF NATIONAL SECURITY	0	0	0	14,950,000	14,600,000	14,600,000
030	DEPARTMENT OF IMMIGRATION	0	0	0	2,000,000	0	0
032	ROYAL BAHAMAS DEFENCE FORCE	59,605,738	1,367,180	21,300,000	10,050,000	10,050,000	10,050,000
033	MINISTRY OF PUBLIC WORKS	156,489,435	57,042,471	113,285,200	120,672,350	133,547,350	146,547,350
038	MINISTRY OF EDUCATION	41,060,704	26,199,738	22,640,000	33,110,000	33,110,000	33,110,000
045	DEPARTMENT OF HOUSING	0	0	0	5,000,000	5,000,000	6,000,000
053	PORT DEPARTMENT	0	0	0	500,000	500,000	500,000
056	MINISTRY OF AGRICULTURE & MARINE RESOURCES	0	0	0	840,000	840,000	840,000
060	MINISTRY OF HEALTH	0	0	0	24,000,000	15,000,000	15,000,000
072	MINISTRY OF THE ENVIRONMENT & HOUSING	0	0	0	4,131,000	4,131,000	4,131,000
GRAND TOTAL		390,254,237	201,131,762	229,725,200	299,319,008	306,295,395	315,295,395

[Head 013] MINISTRY OF FOREIGN AFFAIRS



ITEM	TITLE OF ITEM	PROVISIONAL EXPENDITURE		APPROVED ESTIMATES	ESTIMATES	PRELIMINARY FORECAST	PRELIMINARY FORECAST
		ACTUAL EXPENDITURE	(PROVISIONAL) EXPENDITURE			ESTIMATES	ESTIMATES
		2016/2017	JULY - MARCH 2017/2018	2017/2018	2018/2019	2019/2020	2020/2021
		\$	\$	\$	\$	\$	\$
BLOCK80 Repairs, Maintenance & Upkeep of Capital Assets							
0839710	Refurbishment of Buildings - Foreign Service	0	0	0	3,000,000	3,000,000	3,000,000
SUB-TOT Repairs, Maintenance & Upkeep of Capital Assets		0	0	0	3,000,000	3,000,000	3,000,000
OTHER CHARGES		0	0	0	3,000,000	3,000,000	3,000,000
MINISTRY OF FOREIGN AFFAIRS TOTAL EXPENSES		0	0	0	3,000,000	3,000,000	3,000,000

THE ACCOUNTING OFFICER FOR THIS HEAD IS THE PERMANENT SECRETARY

[Head 021] MINISTRY OF FINANCE



ITEM	TITLE OF ITEM	PROVISIONAL	EXPENDITURE	APPROVED		PRELIMINARY	PRELIMINARY
		ACTUAL	(PROVISIONAL)	ESTIMATES	ESTIMATES	FORECAST	FORECAST
		EXPENDITURE	JULY - MARCH			ESTIMATES	ESTIMATES
		2016/2017	2017/2018	2017/2018	2018/2019	2019/2020	2020/2021
		\$	\$	\$	\$	\$	\$
BLOCK30 Rent, Communication & Utilities							
0303201	Investment in Green Technology (Renewable)	0	0	0	10,000,000	10,000,000	10,000,000
SUB-TOT Rent, Communication & Utilities		0	0	0	10,000,000	10,000,000	10,000,000
BLOCK50 Other Contractual Services/Family Island Dev.							
0525100	Digital Government Initiative	0	0	0	8,000,000	8,000,000	8,000,000
0553220	Trade Sector Support Programme	0	0	0	2,950,379	2,950,379	2,950,379
0553230	Performance Monitoring and Public Financial Management Reform	0	0	0	3,400,000	3,400,000	3,400,000
SUB-TOT Other Contractual Services/Family Island Dev.		0	0	0	14,350,379	14,350,379	14,350,379
BLOCK70 Acquisition, Constr. & Improvement of Capital Assets							
0711110	Acquisition of Transportation Equipment (Land)	0	0	0	2,000,000	3,000,000	2,000,000
0711300	Computers, Business Machines & Related Equipment	1,896,188	1,671,051	4,000,000	2,500,000	3,500,000	2,500,000
0721950	Infrastructure Upgrade	0	0	0	8,000,000	3,000,000	3,000,000
0736300	Airport Infrastructure Program	0	0	0	3,000,000	10,666,666	10,666,666
0791220	Public Private Partnership	23,924,366	12,047,609	20,000,000	17,500,000	18,000,000	18,000,000
SUB-TOT Acquisition, Constr. & Improvement of Capital Assets		25,820,554	13,718,660	24,000,000	33,000,000	38,166,666	36,166,666
BLOCK90 Grants, Fixed Charges & Special Financial Transactions							
0912336	Capital Subscriptions to International Agencies	6,995,601	6,017,849	10,000,000	10,000,000	10,000,000	10,000,000
0952009	Disaster Relief Fund	317,950	238,660	2,500,000	2,000,000	2,000,000	2,000,000
0991101	Outstanding Commitments - Various Ministries and Department	0	0	0	2,215,279	0	0
0991500	Minor Capital Projects	5,866,526	1,530,192	8,000,000	4,000,000	5,000,000	4,000,000
0991800	Acquisition of Assets - Government Ministries and Departments	23,504,696	90,840,444	5,000,000	5,000,000	6,000,000	5,000,000
SUB-TOT Grants, Fixed Charges & Special Financial Transactions		36,684,773	98,627,145	25,500,000	23,215,279	23,000,000	21,000,000
BLOCK99 ITEMS NOT REPEATED							
0999900	Items Not Repeated	70,593,033	4,176,568	23,000,000	500,000	1,000,000	0
SUB-TOT ITEMS NOT REPEATED		70,593,033	4,176,568	23,000,000	500,000	1,000,000	0
OTHER CHARGES		133,098,360	116,522,373	72,500,000	81,065,658	86,517,045	81,517,045
MINISTRY OF FINANCE TOTAL EXPENSES		133,098,360	116,522,373	72,500,000	81,065,658	86,517,045	81,517,045

THE ACCOUNTING OFFICER FOR THIS HEAD IS THE FINANCIAL SECRETARY



ITEM	TITLE OF ITEM	PROVISIONAL EXPENDITURE		APPROVED ESTIMATES	ESTIMATES	PRELIMINARY FORECAST ESTIMATES	PRELIMINARY FORECAST ESTIMATES
		ACTUAL EXPENDITURE	(PROVISIONAL) EXPENDITURE				
		2016/2017 \$	JULY - MARCH 2017/2018 \$	2017/2018 \$	2018/2019 \$	2019/2020 \$	2020/2021 \$
BLOCK50 Other Contractual Services/Family Island Dev.							
0521730	Computerization of Voters Registration Process	0	0	0	2,500,000	2,500,000	2,500,000
SUB-TOT Other Contractual Services/Family Island Dev.		0	0	0	2,500,000	2,500,000	2,500,000
BLOCK70 Acquisition, Constr. & Improvement of Capital Assets							
0711110	Acquisition of Transportation Equipment (Land)	0	0	0	2,000,000	2,000,000	2,000,000
0711700	Military, Police, Prison, Equipment	0	0	0	5,000,000	5,000,000	5,000,000
0711710	Closed Circuit Television (CCTV)	0	0	0	3,000,000	3,000,000	3,000,000
0712100	Office Furniture, Furnishings & Fixtures	0	0	0	2,000,000	2,000,000	2,000,000
SUB-TOT Acquisition, Constr. & Improvement of Capital Assets		0	0	0	12,000,000	12,000,000	12,000,000
BLOCK80 Repairs, Maintenance & Upkeep of Capital Assets							
0831770	Maintenance of Government Bldgs Program	0	0	0	450,000	100,000	100,000
SUB-TOT Repairs, Maintenance & Upkeep of Capital Assets		0	0	0	450,000	100,000	100,000
OTHER CHARGES		0	0	0	14,950,000	14,600,000	14,600,000
MINISTRY OF NATIONAL SECURITY TOTAL EXPENSES		0	0	0	14,950,000	14,600,000	14,600,000

THE ACCOUNTING OFFICER FOR THIS HEAD IS THE PERMANENT SECRETARY

[Head 030] DEPARTMENT OF IMMIGRATION



ITEM	TITLE OF ITEM	PROVISIONAL EXPENDITURE				PRELIMINARY	PRELIMINARY
		ACTUAL	(PROVISIONAL)	APPROVED		FORECAST	FORECAST
		EXPENDITURE	EXPENDITURE	ESTIMATES	ESTIMATES	ESTIMATES	ESTIMATES
		JULY - MARCH					
		2016/2017	2017/2018	2017/2018	2018/2019	2019/2020	2020/2021
		\$	\$	\$	\$	\$	\$
BLOCK70 Acquisition, Constr. & Improvement of Capital Assets							
0711110	Acquisition of Transportation Equipment (Land)	0	0	0	2,000,000	0	0
SUB-TOT Acquisition, Constr. & Improvement of Capital Assets		0	0	0	2,000,000	0	0
OTHER CHARGES		0	0	0	2,000,000	0	0
DEPARTMENT OF IMMIGRATION TOTAL EXPENSES		0	0	0	2,000,000	0	0

THE ACCOUNTING OFFICER FOR THIS HEAD IS THE DIRECTOR

[Head 032] ROYAL BAHAMAS DEFENCE FORCE



ITEM	TITLE OF ITEM	PROVISIONAL EXPENDITURE		APPROVED ESTIMATES	ESTIMATES	PRELIMINARY FORECAST ESTIMATES	PRELIMINARY FORECAST ESTIMATES
		ACTUAL EXPENDITURE	(PROVISIONAL) EXPENDITURE				
		2016/2017 \$	JULY - MARCH 2017/2018 \$	2017/2018 \$	2018/2019 \$	2019/2020 \$	2020/2021 \$
BLOCK70 Acquisition, Constr. & Improvement of Capital Assets							
0711110	Acquisition of Transportation Equipment (Land)	0	0	0	1,000,000	1,000,000	1,000,000
0711120	Acquisition, Refitting & Dry Docking of Patrol/Sea Crafts	55,510,680	216,573	10,150,000	4,000,000	4,000,000	4,000,000
0711150	Fire Prevention and Protection	10,372	0	300,000	100,000	100,000	100,000
0711200	Communication Equipment System	218,214	25,446	450,000	250,000	250,000	250,000
0711500	Machinery, Generators, Pumps, Winches, etc.	303,931	0	450,000	450,000	450,000	450,000
0711700	Military, Police, Prison, Equipment	310,592	6,350	400,000	500,000	500,000	500,000
0711800	Other Equipment	281,817	0	320,000	500,000	500,000	500,000
0713400	Air Conditioning System	62,283	2,696	80,000	100,000	100,000	100,000
0714110	Medical Equipment	32,781	0	70,000	70,000	70,000	70,000
0731600	Coral Harbour Base Development	2,125,320	985,105	5,000,000	2,000,000	2,000,000	2,000,000
0731610	Inagua Base Development	705,126	131,010	4,000,000	1,000,000	1,000,000	1,000,000
SUB-TOT Acquisition, Constr. & Improvement of Capital Assets		59,561,116	1,367,180	21,220,000	9,970,000	9,970,000	9,970,000
BLOCK80 Repairs, Maintenance & Upkeep of Capital Assets							
0811810	Upkeep - Navigation Aids/Lights/Buoys, Etc.	44,622	0	80,000	80,000	80,000	80,000
SUB-TOT Repairs, Maintenance & Upkeep of Capital Assets		44,622	0	80,000	80,000	80,000	80,000
OTHER CHARGES		59,605,738	1,367,180	21,300,000	10,050,000	10,050,000	10,050,000
ROYAL BAHAMAS DEFENCE FORCE TOTAL EXPENSES		59,605,738	1,367,180	21,300,000	10,050,000	10,050,000	10,050,000

THE ACCOUNTING OFFICER FOR THIS HEAD IS THE COMMODORE



ITEM	TITLE OF ITEM	PROVISIONAL	EXPENDITURE	APPROVED		PRELIMINARY	PRELIMINARY
		ACTUAL	(PROVISIONAL)	ESTIMATES	ESTIMATES	FORECAST	FORECAST
		EXPENDITURE	JULY - MARCH	ESTIMATES	ESTIMATES	ESTIMATES	ESTIMATES
	2016/2017	2017/2018	2017/2018	2018/2019	2019/2020	2020/2021	
	\$	\$	\$	\$	\$	\$	
BLOCK50 Other Contractual Services/Family Island Dev.							
0521400	Research, Surveys, Studies, Evaluations Revision	6,810,056	1,947,685	2,000,000	2,450,000	2,450,000	2,450,000
0553210	Climate Resilient Coastal Management and Infrastructure Program	0	0	0	3,235,500	3,235,500	3,235,500
SUB-TOT Other Contractual Services/Family Island Dev.		6,810,056	1,947,685	2,000,000	5,685,500	5,685,500	5,685,500
BLOCK70 Acquisition, Constr. & Improvement of Capital Assets							
0731260	Construction of Gymnasiums - Abaco, Eleuthera and Cat Island	5,474,687	832,712	5,000,000	2,300,000	2,300,000	4,800,000
0731400	Construction & Expansion-Buildings & Structures	6,302,777	3,378,943	5,000,000	15,000,000	17,000,000	20,000,000
0732420	School of Agriculture & Marine Science-Andros (BAMSI)	5,086,436	2,771,808	12,000,000	3,380,000	3,380,000	3,380,000
0736299	Family Island Airports	3,105,921	741,862	4,000,000	15,000,000	15,000,000	15,000,000
0741100	Road Construction - New Providence	2,137,665	719,767	2,000,000	8,000,000	8,000,000	10,500,000
0741200	Road Construction-Family Islands	37,168,172	19,668,719	20,000,000	20,000,000	20,000,000	22,500,000
0741521	Bahamix	12,079,277	3,993,537	10,000,000	9,000,000	9,000,000	9,000,000
0741530	Sidewalk Construction	1,947,886	500,457	1,200,000	1,500,000	1,500,000	1,500,000
0741600	New Providence Roads - IDB Project Part 2	4,492,124	470,234	4,600,000	2,000,000	2,000,000	2,000,000
0741800	Implementation of Traffic Study & Systems	273,743	344,201	2,000,000	3,049,500	3,049,500	3,049,500
0751300	Drainage Projects	651,058	338,611	800,000	1,100,000	1,100,000	1,100,000
0761200	Construction - Fishing Hole Proect & Smith Point Seawall	8,990,451	5,976,958	6,000,000	2,500,000	2,500,000	2,500,000
0761300	Climate Resilient Coastal Management and Infrastructure Programme	0	0	0	1,500,000	8,375,000	8,375,000
0782100	Family Island Docks	8,991,093	3,971,259	4,000,000	8,000,000	8,000,000	8,000,000
SUB-TOT Acquisition, Constr. & Improvement of Capital Assets		96,701,290	43,709,068	76,600,000	92,329,500	101,204,500	111,704,500
BLOCK80 Repairs, Maintenance & Upkeep of Capital Assets							
0811170	Maintenance of Mechanical Equipment Elevators	301,976	103,269	600,000	490,000	490,000	490,000
0811500	Maintenance of Generators, A/C & Other Machinery	760,524	191,154	700,000	1,019,350	1,019,350	1,019,350
0822300	Cemeteries Improvements & Upkeep	698,097	497,299	500,000	1,120,000	1,120,000	1,120,000
0831770	Maintenance of Government Bldgs Program	7,580,136	3,402,700	5,000,000	12,500,000	16,500,000	19,000,000
0839400	Hurricane Precautions	91,031	297,356	200,000	200,000	200,000	200,000
0853100	Maintenance - Standposts/Faucets/Wells/Drains	201,551	58,617	200,000	100,000	100,000	100,000
0881100	Repairs/Upkeep of Docks/Piers/Harbours - New Providence	2,296,262	2,913,692	3,271,200	2,000,000	2,000,000	2,000,000
SUB-TOT Repairs, Maintenance & Upkeep of Capital Assets		11,929,577	7,464,087	10,471,200	17,429,350	21,429,350	23,929,350
BLOCK90 Grants, Fixed Charges & Special Financial Transactions							
0952018	Hurricane Relief Expenses	0	3,576,025	10,000,000	5,228,000	5,228,000	5,228,000
SUB-TOT Grants, Fixed Charges & Special Financial Transactions		0	3,576,025	10,000,000	5,228,000	5,228,000	5,228,000

[Head 033] MINISTRY OF PUBLIC WORKS



ITEM	TITLE OF ITEM	PROVISIONAL EXPENDITURE				PRELIMINARY	PRELIMINARY
		ACTUAL	(PROVISIONAL)	APPROVED		FORECAST	FORECAST
		EXPENDITURE	EXPENDITURE	ESTIMATES	ESTIMATES	ESTIMATES	ESTIMATES
		JULY - MARCH					
		2016/2017	2017/2018	2017/2018	2018/2019	2019/2020	2020/2021
		\$	\$	\$	\$	\$	\$
BLOCK99 ITEMS NOT REPEATED							
0999900	Items Not Repeated	41,048,511	345,605	14,214,000	0	0	0
SUB-TOT ITEMS NOT REPEATED		41,048,511	345,605	14,214,000	0	0	0
OTHER CHARGES		156,489,434	57,042,470	113,285,200	120,672,350	133,547,350	146,547,350
MINISTRY OF PUBLIC WORKS TOTAL EXPENSES		156,489,434	57,042,470	113,285,200	120,672,350	133,547,350	146,547,350

THE ACCOUNTING OFFICER FOR THIS HEAD IS THE PERMANENT SECRETARY

[Head 038] MINISTRY OF EDUCATION



ITEM	TITLE OF ITEM	PROVISIONAL EXPENDITURE		APPROVED ESTIMATES	ESTIMATES	PRELIMINARY FORECAST ESTIMATES	PRELIMINARY FORECAST ESTIMATES
		ACTUAL EXPENDITURE	(PROVISIONAL)				
		2016/2017 \$	JULY - MARCH 2017/2018 \$	2017/2018 \$	2018/2019 \$	2019/2020 \$	2020/2021 \$
BLOCK50 Other Contractual Services/Family Island Dev.							
0525100	Digital Government Initiative	0	0	0	5,500,000	5,500,000	5,500,000
SUB-TOT Other Contractual Services/Family Island Dev.		0	0	0	5,500,000	5,500,000	5,500,000
BLOCK70 Acquisition, Constr. & Improvement of Capital Assets							
0711192	Computerization of Primary Schools	0	0	2,480,000	1,400,000	1,400,000	1,400,000
0711200	Communication Equipment System	0	0	140,000	40,000	40,000	40,000
0712100	Office Furniture, Furnishings & Fixtures	534,924	18,006	500,000	1,200,000	1,200,000	1,200,000
0721500	Fencing	0	0	120,000	120,000	120,000	120,000
0732130	Expansion & Refurbishment of Schools - Family Islands & New Providence	4,135,203	8,698,243	4,700,000	4,300,000	4,300,000	4,300,000
0732280	New Primary & Secondary Schools	17,245,118	3,482,007	4,300,000	6,000,000	6,000,000	6,000,000
SUB-TOT Acquisition, Constr. & Improvement of Capital Assets		21,915,245	12,198,256	12,240,000	13,060,000	13,060,000	13,060,000
BLOCK80 Repairs, Maintenance & Upkeep of Capital Assets							
0822400	School Grounds Improvements & Upkeep	732,708	498,680	700,000	1,000,000	1,000,000	1,000,000
0831770	Maintenance of Government Bldgs Program	0	0	1,000,000	50,000	50,000	50,000
0832610	Major Repairs & Maintenance - Education - Family Island & New Providence	13,912,751	13,186,500	4,200,000	8,000,000	8,000,000	8,000,000
SUB-TOT Repairs, Maintenance & Upkeep of Capital Assets		14,645,459	13,685,180	5,900,000	9,050,000	9,050,000	9,050,000
BLOCK90 Grants, Fixed Charges & Special Financial Transactions							
0911102	Bahamas Technical & Vocational Institute	500,000	316,302	500,000	3,500,000	3,500,000	3,500,000
0952019	Tertiary Education Reform (UB)	4,000,000	0	4,000,000	2,000,000	2,000,000	2,000,000
SUB-TOT Grants, Fixed Charges & Special Financial Transactions		4,500,000	316,302	4,500,000	5,500,000	5,500,000	5,500,000
OTHER CHARGES		41,060,704	26,199,738	22,640,000	33,110,000	33,110,000	33,110,000
MINISTRY OF EDUCATION TOTAL EXPENSES		41,060,704	26,199,738	22,640,000	33,110,000	33,110,000	33,110,000

THE ACCOUNTING OFFICER FOR THIS HEAD IS THE PERMANENT SECRETARY

[Head 045] DEPARTMENT OF HOUSING



ITEM	TITLE OF ITEM	PROVISIONAL EXPENDITURE		APPROVED ESTIMATES	ESTIMATES	PRELIMINARY FORECAST ESTIMATES	PRELIMINARY FORECAST ESTIMATES
		ACTUAL EXPENDITURE	(PROVISIONAL) EXPENDITURE				
		2016/2017 \$	JULY - MARCH 2017/2018 \$	2017/2018 \$	2018/2019 \$	2019/2020 \$	2020/2021 \$
BLOCK70 Acquisition, Constr. & Improvement of Capital Assets							
	0721950 Infrastructure Upgrade	0	0	0	5,000,000	5,000,000	6,000,000
	SUB-TOT Acquisition, Constr. & Improvement of Capital Assets	0	0	0	5,000,000	5,000,000	6,000,000
	OTHER CHARGES	0	0	0	5,000,000	5,000,000	6,000,000
	DEPARTMENT OF HOUSING TOTAL EXPENSES	0	0	0	5,000,000	5,000,000	6,000,000

THE ACCOUNTING OFFICER FOR THIS HEAD IS THE PERMANENT SECRETARY

[Head 053] PORT DEPARTMENT



ITEM	TITLE OF ITEM	PROVISIONAL EXPENDITURE				PRELIMINARY	PRELIMINARY
		ACTUAL	(PROVISIONAL)	APPROVED		FORECAST	FORECAST
		EXPENDITURE	EXPENDITURE	ESTIMATES	ESTIMATES	ESTIMATES	ESTIMATES
		JULY - MARCH					
		2016/2017	2017/2018	2017/2018	2018/2019	2019/2020	2020/2021
		\$	\$	\$	\$	\$	\$
BLOCK80 Repairs, Maintenance & Upkeep of Capital Assets							
	0811810 Upkeep - Navigation Aids/Lights/Buoys, Etc.	0	0	0	500,000	500,000	500,000
SUB-TOT Repairs, Maintenance & Upkeep of Capital Assets		0	0	0	500,000	500,000	500,000
OTHER CHARGES		0	0	0	500,000	500,000	500,000
PORT DEPARTMENT TOTAL EXPENSES		0	0	0	500,000	500,000	500,000

THE ACCOUNTING OFFICER FOR THIS HEAD IS THE PORT CONTROLLER

[Head 056] **MINISTRY OF
AGRICULTURE & MARINE RESOURCES**



ITEM	TITLE OF ITEM	PROVISIONAL EXPENDITURE		APPROVED ESTIMATES	ESTIMATES	PRELIMINARY	PRELIMINARY
		ACTUAL EXPENDITURE	(PROVISIONAL) EXPENDITURE			FORECAST ESTIMATES	FORECAST ESTIMATES
		2016/2017 \$	JULY - MARCH 2017/2018 \$	2017/2018 \$	2018/2019 \$	2019/2020 \$	2020/2021 \$
BLOCK70 Acquisition, Constr. & Improvement of Capital Assets							
0711110	Acquisition of Transportation Equipment (Land)	0	0	0	340,000	340,000	340,000
SUB-TOT Acquisition, Constr. & Improvement of Capital Assets		0	0	0	340,000	340,000	340,000
BLOCK80 Repairs, Maintenance & Upkeep of Capital Assets							
0831770	Maintenance of Government Bldgs Program	0	0	0	300,000	300,000	300,000
0837100	Repairs - Packing Houses/Produce Exchanges	0	0	0	200,000	200,000	200,000
SUB-TOT Repairs, Maintenance & Upkeep of Capital Assets		0	0	0	500,000	500,000	500,000
OTHER CHARGES		0	0	0	840,000	840,000	840,000
MINISTRY OF AGRICULTURE & MARINE RESOURC TOTAL EXPENSES		0	0	0	840,000	840,000	840,000

THE ACCOUNTING OFFICER FOR THIS HEAD IS THE PERMANENT SECRETARY

[Head 060] MINISTRY OF HEALTH



ITEM	TITLE OF ITEM	PROVISIONAL EXPENDITURE				PRELIMINARY	PRELIMINARY
		ACTUAL	(PROVISIONAL)	APPROVED		FORECAST	FORECAST
		EXPENDITURE	EXPENDITURE	ESTIMATES	ESTIMATES	ESTIMATES	ESTIMATES
		JULY - MARCH					
		2016/2017	2017/2018	2017/2018	2018/2019	2019/2020	2020/2021
		\$	\$	\$	\$	\$	\$
BLOCK70 Acquisition, Constr. & Improvement of Capital Assets							
0733700	Clinics & Residences, New Providence & Family Islands	0	0	0	12,000,000	3,000,000	3,000,000
0733920	Renovation Improvement -Hospital & Medical Facilities	0	0	0	12,000,000	12,000,000	12,000,000
SUB-TOT Acquisition, Constr. & Improvement of Capital Assets		0	0	0	24,000,000	15,000,000	15,000,000
OTHER CHARGES		0	0	0	24,000,000	15,000,000	15,000,000
MINISTRY OF HEALTH TOTAL EXPENSES		0	0	0	24,000,000	15,000,000	15,000,000

THE ACCOUNTING OFFICER FOR THIS HEAD IS THE PERMANENT SECRETARY

[Head 072] MINISTRY OF THE ENVIRONMENT & HOUSING



ITEM	TITLE OF ITEM	PROVISIONAL EXPENDITURE				PRELIMINARY	PRELIMINARY
		ACTUAL	(PROVISIONAL)	APPROVED		FORECAST	FORECAST
		EXPENDITURE	EXPENDITURE	ESTIMATES	ESTIMATES	ESTIMATES	ESTIMATES
		JULY - MARCH					
		2016/2017	2017/2018	2017/2018	2018/2019	2019/2020	2020/2021
		\$	\$	\$	\$	\$	\$
BLOCK90 Grants, Fixed Charges & Special Financial Transactions							
	0911921 BNGIS - Operational Expenses	0	0	0	4,131,000	4,131,000	4,131,000
SUB-TOT Grants, Fixed Charges & Special Financial Transactions		0	0	0	4,131,000	4,131,000	4,131,000
OTHER CHARGES		0	0	0	4,131,000	4,131,000	4,131,000
MINISTRY OF THE ENVIRONMENT & HOUSING TOTAL EXPENSES		0	0	0	4,131,000	4,131,000	4,131,000

THE ACCOUNTING OFFICER FOR THIS HEAD IS THE PERMANENT SECRETARY

[Head 001-074] CAPITAL EXPENDITURE HEAD SUMMARY



TITLE OF ITEM	PROVISIONAL EXPENDITURE		APPROVED ESTIMATES	ESTIMATES	PRELIMINARY FORECAST	PRELIMINARY FORECAST
	ACTUAL EXPENDITURE	(PROVISIONAL) EXPENDITURE			ESTIMATES	ESTIMATES
	2016/2017	JULY - MARCH 2017/2018	2017/2018	2018/2019	2019/2020	2020/2021
	\$	\$	\$	\$	\$	\$
GRAND TOTAL	390,254,237	201,131,762	229,725,200	299,319,008	306,295,395	315,295,395

OVERALL ESTIMATES OF EXPENDITURES



TITLE OF ITEM	PROVISIONAL EXPENDITURE				PRELIMINARY	PRELIMINARY
	ACTUAL	(PROVISIONAL)	APPROVED		FORECAST	FORECAST
	EXPENDITURE		ESTIMATES	ESTIMATES	ESTIMATES	ESTIMATES
	2016/2017	JULY - MARCH 2017/2018	2017/2018	2018/2019	2019/2020	2020/2021
\$	\$	\$	\$	\$	\$	
TOTAL ESTIMATES RECURRENT EXPENDITURE	2,469,411,602	1,547,321,360	2,243,068,781	2,635,683,569	2,599,994,319	2,606,645,149
TOTAL ESTIMATES CAPITAL DEVELOPMENT EXPENDITURE	390,254,236	201,131,760	229,725,200	299,319,008	306,295,395	315,295,395
GRAND TOTAL ESTIMATES FOR EXPENDITURE	2,859,665,838	1,748,453,120	2,472,793,981	2,935,002,577	2,906,289,714	2,921,940,544



ANNEXES

ANNEX 1 - PUBLIC DEBT REDEMPTION



ITEM	TITLE OF ITEM	PROVISIONAL	EXPENDITURE	APPROVED		PRELIMINARY	PRELIMINARY
		ACTUAL	(PROVISIONAL)	ESTIMATES	ESTIMATES	FORECAST	FORECAST
		EXPENDITURE	EXPENDITURE	ESTIMATES	ESTIMATES	ESTIMATES	ESTIMATES
		2016/2017	JULY - MARCH 2017/2018	2017/2018	2018/2019	2019/2020	2020/2021
		\$	\$	\$	\$	\$	\$
OTHER CHARGES							
BLOCK90 Grants, Fixed Charges & Special Financial Transactions							
0961001	Repayment of Central Bank Advances	0	0	0	134,700,000	0	0
0961148	BGRS 50.0M (10/08/98) 2012-2018	0	0	0	20,000,000	0	0
0961150	BGRS 30.0M (21/10/98)2008-2018	0	0	0	10,000,000	0	0
0961152	Treasury Stock B\$50.0M (21/07/99) 2011-2019 {Jul/Jan}	0	0	0	10,000,000	10,000,000	0
0961153	Treasury Stock B\$28M (23/11/99) 2016-2019) (November/ May)	0	0	0	10,000,000	10,000,000	0
0961154	Treasury Stock B\$30.0M (23/11/99) 2018-2020 {Sep/Mar}	0	0	0	10,000,000	10,000,000	10,000,000
0961155	Treasury Stock B\$25.8M (25/10/00) 2013-2020 {Oct/Apr}	0	0	0	0	10,000,000	0
0961156	Treasury Stock B\$34.4M (30/07/01) 2019-2021 {Jul/Jan}	0	0	0	0	10,000,000	10,000,000
0961157	BGRS \$40.9478M 2018-2021 (12/01/02)	0	0	0	10,000,000	10,000,000	10,000,000
0961158	Treasury Stock B\$20.465M (26/04/02) 2020-2021 {Oct/Apr}	0	0	0	0	10,000,000	10,465,000
0961159	BGRS \$60.0M 2017-2022 (06/09/02)	0	0	0	0	8,000,000	15,000,000
0961160	Treasury Stock B\$65.0M (04/12/2002) 2015-2022 {Dec/Jan}	0	0	0	0	0	15,000,000
0961161	Treasury Stock B\$61.1M (08/04/2003) 2019-2023 {Oct/Apr}	0	0	0	15,000,000	0	15,000,000
0961164	BGRS 100.0M 2015-2024	0	0	0	10,000,000	0	10,000,000
0961165	BGRS 100.0M 22/10/04 2015-2024	0	0	0	0	15,000,000	0
0961167	BGRS 40.4666M(2020-25)28/06/05	0	0	0	0	5,466,600	0
0961169	BGRS \$75.0M (2021-2026)18/1/06	0	0	0	0	0	10,000,000
0961177	BGRS \$31.5009(28/11/07)2018-30	0	0	0	10,000,000	0	6,500,900
0961184	BGRS B\$100M(19/10/10)2015-2030	0	0	0	0	20,000,000	0
0961186	BGRS B\$100M (15/08/11) 2016-32	0	0	0	10,000,000	0	10,000,000
0961187	BGRS B\$60M (10/11/11)2016-2028	0	0	0	10,000,000	0	0
0961188	BGRS B\$10.6359(26/6/12)2019-21	0	0	0	2,000,000	4,635,900	4,000,000
0961190	BGRS B\$100M(25/09/12)2016-2032	0	0	0	0	15,000,000	0
0961193	IADB 2756/OC-BH Trade Sector Support Loan (Aug/Feb)	0	0	0	564,370	706,120	847,870
0961194	IADB 2758/OC-BH Social Safety Net Reform Loan (Aug/Feb)	0	0	0	206,807	206,807	206,807
0961196	BGRS B\$70M (26/07/13)2020-2034	0	0	0	0	0	5,000,000
0961198	BGRS B\$35M (30/10/14)2019-2021	0	0	0	0	10,400,000	0
0961200	Treasury Stock B\$40M (25/07/16) 2025-26{Jul/Jan}	0	0	0	0	0	5,000,000
0961202	Treasury Stock B\$40M (25/07/16) 2025-26{Jul/Jan}	0	0	0	20,000,000	0	20,000,000
0961208	Treasury Stock B\$40M (25/07/16) 2025-26{Jul/Jan}	0	0	0	0	20,000,000	0
0961211	Treasury Stock B\$40M (25/07/16) 2025-26{Jul/Jan}	0	0	0	120,000,000	0	0
0961213	Treasury Stock B\$40M (25/07/16) 2025-26{Jul/Jan}	0	0	0	0	0	5,000,000
0961215	Treasury Stock B\$75.0M (2019) 28/03/19 {Mar/Sept}	0	0	0	75,000,000	0	0
0961217	Treasury Stock B\$75.0M (April 2018)	0	0	0	75,000,000	0	0
0961218	Treasury Stock B\$30 M (15/07/16) 2024 {Jul/Jan}	0	0	0	0	0	1,000,000
0963471	GOB \$130 MILLION CLUB LOAN	0	0	0	32,500,000	32,500,000	32,500,000

ANNEX 1 - PUBLIC DEBT REDEMPTION



ITEM	TITLE OF ITEM	PROVISIONAL EXPENDITURE		APPROVED ESTIMATES	ESTIMATES	PRELIMINARY FORECAST ESTIMATES	PRELIMINARY FORECAST ESTIMATES
		ACTUAL EXPENDITURE	(PROVISIONAL) EXPENDITURE				
		2016/2017 \$	JULY - MARCH 2017/2018 \$	2017/2018 \$	2018/2019 \$	2019/2020 \$	2020/2021 \$
0963475	RBC Capital Works Loans	0	0	0	654,654	700,236	748,992
0966019	Deutsche Bank RBDF Atradius Loan	0	0	0	21,164,476	21,164,476	21,164,476
0966023	Credit Suisse 100 Million Loan	0	0	0	15,403,099	15,403,099	15,403,099
0966024	Credit Suisse CHF 150 Million Loan	0	0	0	24,071,539	24,071,539	24,071,539
0966082	IDB 1266/OC-BH (21.0m) Infrastructure Rehabilitation	0	0	0	1,263,910	1,263,910	1,263,910
0966083	IDB (46.2M) Loan 1320/OC-BH (N.P. Transport Prog.) (22/10/0)	0	0	0	3,250,879	3,250,879	3,250,879
0966085	IDB 1695/OC-BH Education Support Program	0	0	0	885,820	885,820	885,820
0966086	IADB 1988/OC-BH Supplementary Financing	0	0	0	4,767,602	4,767,602	4,767,602
0966087	CDB 09/OR-BHA LOAN US\$10.109M	0	0	0	899,409	899,409	899,409
0966088	AIRPORT HIGHWAY PROJECT LOAN	0	0	0	3,607,377	3,607,377	3,607,377
0966089	AIR TRNSPT REFORM(2682/83)LOAN	0	0	0	3,574,110	3,574,110	3,574,110
0966090	North Abaco Port/Abaco Bridge (Sept/Mar)	0	0	0	2,515,662	2,515,662	2,515,662
0966091	IADB 2773/OC-BH NPTP S.F.II	0	0	0	2,843,430	2,843,430	2,843,430
0966092	FCIB \$100M Syndicate Loan - Interest	0	0	0	20,000,000	20,000,000	20,000,000
0966093	Royal Fidelity Bahamas Govt.Stk. (17/12/14) 2017-2044 (Dec/Jun)	0	0	0	16,055,000	45,100,000	7,520,700
0966095	CDB 02/SFR-BHA(29/08/2013) US\$750,000 2023	0	0	0	82,473	82,473	82,473
0966706	US\$16.7M IADB LOAN #1617/OC-BH	0	0	0	238,702	238,702	238,702
0966709	US \$21.0m IDB Loan No. 848/OC-BH (1995)	0	0	0	1,296,002	1,296,002	0
0966735	EEC Rural Energy Project (1991) 2000-2030	0	0	0	30,072	30,334	30,684
0966736	Food Technology Laboratory Complex	0	0	0	19,180	19,385	19,487
0966795	IDB 1170/OC-BH (\$23.5M) Solid Waste Management Loan (29/10/99)	0	0	0	1,500,614	750,307	0
0966797	Export/Import Bank of China Loan	0	0	0	318,039	318,039	318,039
0966802	Deutsche Bank 72M Euro Senior Unsecured Notes Loan	0	0	0	0	0	88,605,000
PUBLIC DEBT SERVICING-REDEMPTION TOTAL EXPENSES		0	0	0	709,413,226	354,698,218	397,331,967
In prior years, Public Debt Redemption was accounted for within head 22 (Treasury), as shown below.							
0967001	Public Debt Servicing - Redemption	396,347,268	930,171,529	432,768,656	0	0	0

ANNEX 2 - SUBVENTIONS



ITEM	TITLE OF ITEM	PROVISIONAL	EXPENDITURE	APPROVED		PRELIMINARY	PRELIMINARY
		ACTUAL	(PROVISIONAL)	ESTIMATES	ESTIMATES	FORECAST	FORECAST
		EXPENDITURE	JULY - MARCH			ESTIMATES	ESTIMATES
	2016/2017	2017/2018	2017/2018	2018/2019	2019/2020	2020/2021	
	\$	\$	\$	\$	\$	\$	\$
0919360	Clifton Heritage Authority	2,550,880	1,589,905	2,587,500	2,331,000	2,331,000	2,331,000
0911223	The Antiquities, Monuments & Museum Corporation	2,475,000	1,796,250	2,475,000	2,475,000	2,475,000	2,475,000
0919210	Broadcasting Corporation of The Bahamas	8,863,800	5,932,978	8,863,807	7,977,420	7,977,420	7,977,420
0919261	Water & Sewerage Corporation Development Projects	51,788,364	22,900,000	30,000,000	25,000,000	25,000,000	25,000,000
0911101	Operation - University of the Bahamas	30,873,406	21,368,405	33,528,775	31,574,773	31,574,773	31,574,773
0911102	Bahamas Technical & Vocational Institute	5,252,000	3,939,000	5,502,691	8,103,113	8,103,113	8,103,113
0911321	National Sports Authority	3,404,613	2,151,403	3,000,000	3,000,000	3,000,000	3,000,000
0911213	National Art Gallery	1,188,000	891,000	1,188,000	1,550,000	1,550,000	1,550,000
0911997	Bahamas Agricultural Health and Food Safety Authority (BAHFSA)	0	475,000	500,000	700,000	700,000	700,000
0919290	Bahamas Agricultural & Industrial Corporation	7,149,036	3,960,000	5,940,000	4,000,000	4,000,000	4,000,000
0911110	School of Agriculture & Marine Science (Andros)	8,077,843	5,333,332	8,000,000	7,000,000	7,000,000	7,000,000
0911992	Operation - Public Hospitals Authority	0	148,993,721	213,843,475	216,000,000	216,000,000	222,000,000
0911996	Operation of Department of Public Health	0	4,139,845	5,000,000	6,500,000	6,500,000	7,500,000
0911905	National Health Insurance Authority	0	11,595,638	40,000,000	20,000,000	20,000,000	20,000,000
0911993	Operation - The Gaming Board	0	0	0	6,342,544	6,342,544	6,342,544
0911995	Bahamas Civil Aviation Authority	0	14,745,705	17,076,128	18,504,601	18,504,601	18,504,601
0917100	Operational Expenses - Airport Authority	0	4,136,992	6,197,563	6,177,806	6,177,806	6,177,806
0919220	Bahamasair Holdings Ltd.	0	11,100,215	14,850,000	13,365,000	13,365,000	14,850,000
0919222	Nassau Flight Services	0	1,499,994	2,000,000	1,800,000	1,800,000	2,000,000
0919230	Hotel Corporation of the Bahamas	853,750	750,000	1,000,000	562,488	500,000	500,000
0911748	National Training Agency	935,200	689,100	930,000	985,000	985,000	985,000
0911959	The Bahamas Public Parks and Beaches Authority	26,100,000	8,783,500	7,000,000	13,850,000	13,850,000	13,850,000
0911325	Straw Market Authority	542,700	247,500	495,000	495,000	495,000	495,000
TOTAL SUBVENTIONS		150,054,592	277,019,483	409,977,939	398,293,745	398,231,257	406,916,257

Annex 3 - Factors Underlying Budgetary Increase



Fiscal Estimates 2018/2019 vs. Approved Estimates 2017/2018

Description	B\$ Amount
Select Arrears Items	
Cruise Lines Operators	17,000,000
B.E.C. Arrears Action Plan	11,921,474
B.T.C. Arrears	10,265,412
National Drug Plan Arrears	13,589,278
Water	3,839,634
Mortgage Relief Programme	233,000
Rent Arrears	13,589,278
Public Private Partnership (Arawak Homes)	6,000,000
Other Outstanding Commitments	50,227,305
Prov. For Resolve Interest Payment - BOB	8,805,000
Settlement For Contingent Liability- BOB	17,000,000
Vat Refund Arrears	10,750,750
Capital Outstanding Commitments	2,215,279
Development Contracts (Canadian Bank Note)	6,299,836
Select 'Right Budgeting' Items	
Operation of Facilities or Other Services	12,057,111
The Bahamas Public Parks and Beaches Authority	6,850,000
Pensions to Officials	5,000,000
Operation of Data Centers	4,000,000
Development Contracts	3,000,000
National School Lunch Programme	1,500,000
Information Technology Software Support Contract	9,000,000
Select New Initiative Items	
Small And Medium Size Businesses	5,424,052
Over The Hill Initiative	5,000,000
New Appointments College Recruits	4,000,000
Freedom Of Information	1,055,000
Prime Minister's Cultural Grant Awards	1,000,000
BTVI Technical Scholarships	2,600,000

MINISTRY OF FINANCE

CECIL WALLACE WHITFIELD CENTRE
WEST BAY STREET | P.O.BOX N-3017 |
NASSAU, THE BAHAMAS
T:1-242-327-1530 | F:1-242-327-1618 |
E:MOFGENERAL@BAHAMAS.GOV.BS
- WWW.BAHAMAS .GOV.BS -

PRINTED BY GOVERNMENT PRINTING DEPARTMENT

